



Koken[®]

IMPACT / INDUSTRIAL



ENGLISH

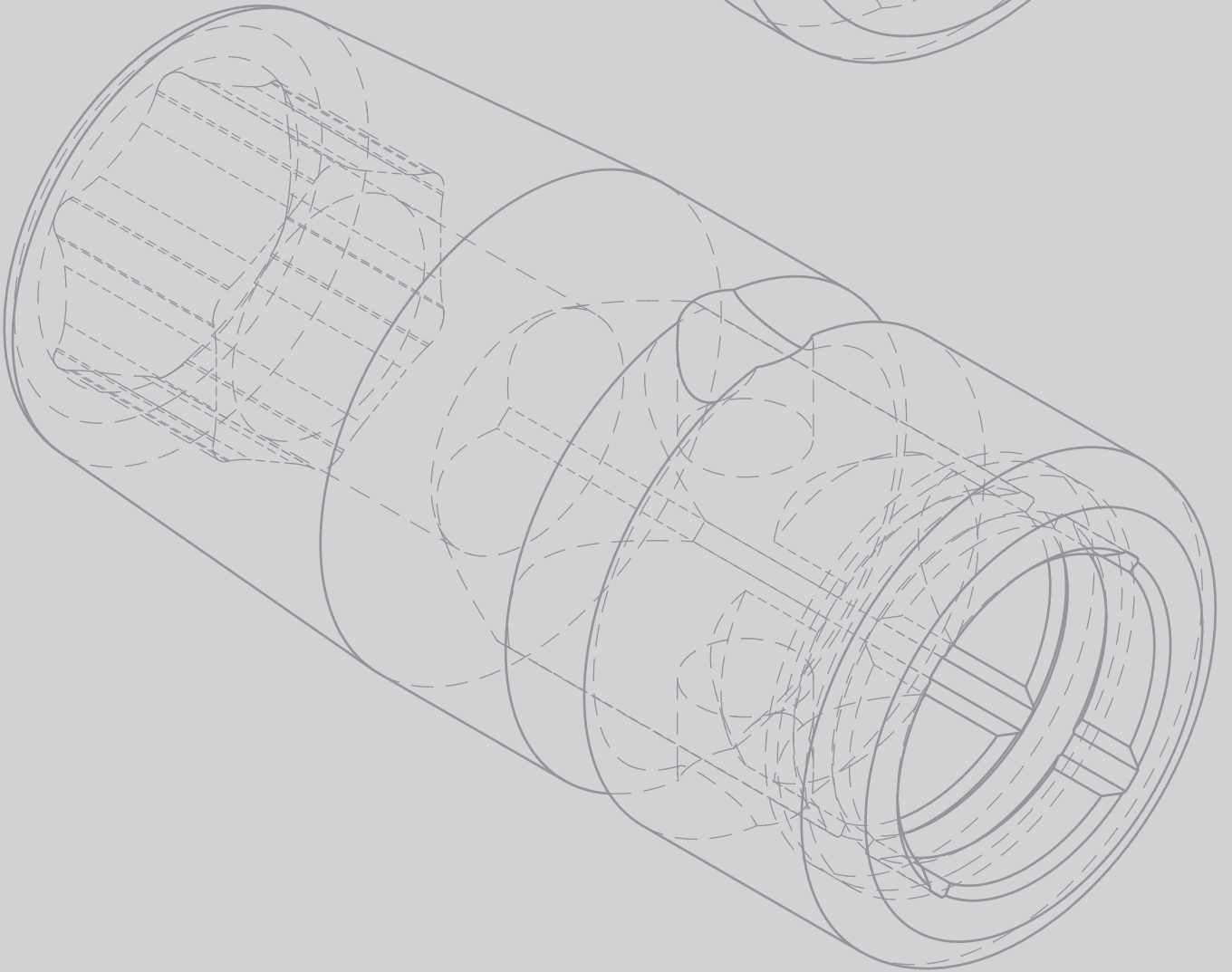
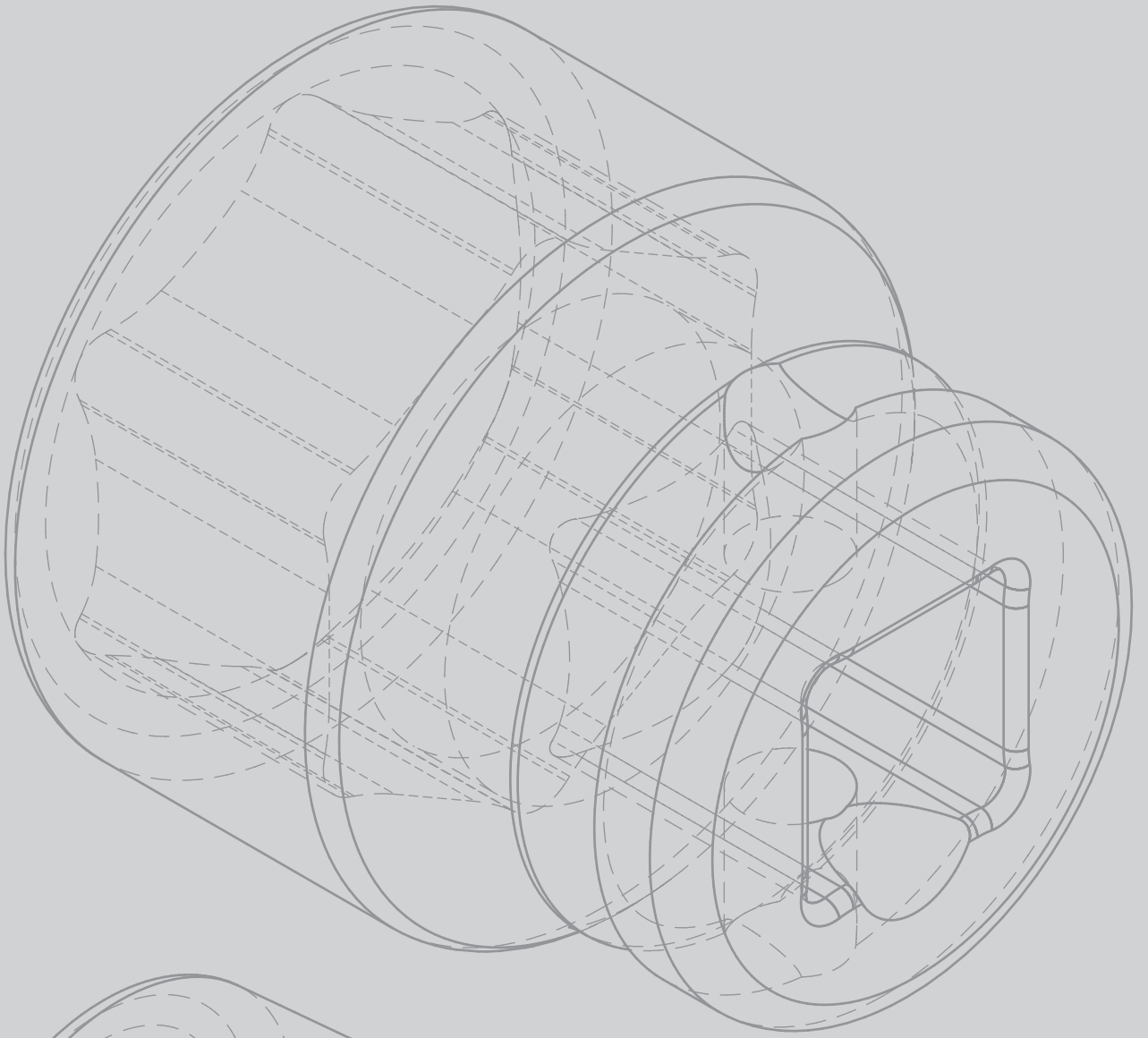


GERMAN



FRENCH

Koken TOOL CO., LTD.





INDEX

BITS, NUT SETTERS AND ADAPTORS

BITS, STECKSCHLÜSSELKLINGEN UND VERBINDUNGSSTÜCKE
EMBOUTS POUR ÉCROUS ET ADAPTATEURS

P013-026



BITS, NUT SETTERS AND ADAPTORS

IMPACT SOCKETS

IMPACT STECKSCHLÜSSEL
DOUILLES IMPACT

P027-102



IMPACT SOCKETS

SLEEVE-DRIVE SOCKETS

SLEEVE-DRIVE STECKSCHLÜSSEL
DOUILLES, SLEEVE DRIVE

P103-109



SLEEVE-DRIVE SOCKETS

SOCKETS WITH TURNABLE PLASTIC PROTECTORS

STECKSCHLÜSSEL MIT DREHBAREN SCHUTZHÜLSEN AUS KUNSTSTOFF
DOUILLES A PROTECTIONS PLASTIFIEES

P113-118



PROTECTOR

INDUSTRIAL SOCKETS

STECKSCHLÜSSEL, INDUSTRIE-AUSFÜHRUNG
CLÉS À DOUILLES, FINISSAGE INDUSTRIEL

P119-124



INDUSTRIAL SOCKETS





















TOOLS FOR CONSTRUCTION SITES























WERKZEUGE FÜR DAS BAUGEWERBE
OUTILLAGE POUR L'INDUSTRIE DU BÂTIMENT

P125-130



TOOLS FOR CONSTRUCTION SITES

Pictograms Socket openings / Bit shape					
	FLAT DRIVE® (6-point)		Stud Bolt Puller		Square Male
	FLAT DRIVE® (12-point)		TORX® (E)		TORX® (T)
	NUT GRIP®		TORXplus® (EP)		Tamper-Resistant TORX® (TH)
	Surface Drive		LH-STIX® (LH-S)		TORXplus® (IP)
	PATHFINDER®		Bit Holder		Triple-Square(XZN)
	Square		Phillips		Socket Set on Rail
	Double Square		Hexagon		

Pictograms Mechanics / Specification					
	Thin-Walled	 	1/4"(6.35mm) Sq. Dr.	 	1"(25.4mm) Sq. Dr.
	with Magnet	 	3/8"(9.5mm) Sq. Dr.	 	1.1/2"(38.1mm) Sq. Dr.
	Modification	 	1/2"(12.7mm) Sq. Dr.	 	2.1/2"(63.5mm) Sq. Dr.
	Caution	 	5/8"(15.9mm) Sq. Dr.	 	3.1/2"(88.9mm) Sq. Dr.
		 	3/4"(19.0mm) Sq. Dr.		



Reproduction in whole or in part without proper and prior authorization is prohibited.

Der Nachdruck, im ganzen oder auch auszugsweise, bedarf unserer ausdrücklichen, vorherigen Genehmigung.

La reproduction de ce catalogue en tout ou en partie sans autorisation préalable est interdite.


Specifications or designs of any product in this catalogue are subject to change without notice.

Wir behalten uns das Recht vor, jedes in diesem Katalog gezeigte Werkzeug, auch ohne vorherige Ankündigung, in Ausführung und Design ändern zu dürfen.

Nous nous réservons le droit de modifier les modèles et les dimensions des outils présentés dans ce catalogue et ce sans autre notification préalable.



■ TEST AND LABORATORY
 ■ TESTLABOR
 ■ TEST AU LABORATOIRE




Ko-ken uses a variety of test equipment. Strength is measured by the Static Load Test Machine that can measure torque load up to 5,000Nm. Durability is measured by the Cyclic Test Machine and corrosion resistance testing is done by the Salt Spray Test Machine. The test results are used to improve our standard products and assist with new product design and development.

Wir verfügen über die verschiedensten Testgeräte:
 -Die Festigkeitseigenschaften der Werkzeuge werden mit einer statischen Drehmoment-Testmaschine, die Prüfdrehmomente bis 5.000Nm erzeugen kann, überprüft.
 -Die Dauerbelastbarkeit wird mit einer Testmaschine durchgeführt mit der die Werkzeuge zyklisch in langen Testreihen belastet werden.
 - Der Korrosionsschutz wird regelmäßig mittels Salzsprühnebelprüfung kontrolliert.
 Die gewonnenen Testergebnisse ermöglichen eine stetige Verbesserung der Standardwerkzeuge und helfen bei der Entwicklung neuer Produkte.

Ko-ken utilise plusieurs types de tests.
 La résistance est mesurée par une installation de test à charge statique d'une capacité de 5.000 Nm. La durée de vie est déterminée par une machine à cycles et la résistance à la corrosion par une installation à projection de sel.
 Les résultats de ces tests sont destinés à améliorer nos produits standards et à assister au développement de nouveaux produits.



■ DESIGN AND DEVELOPMENT
 ■ ENTWICKLUNG UND DESIGN
 ■ DESIGN ET DEVELOPPEMENT



The 3D-CAD is used to improve standard products, designing new products and making customized items for special requirements. Trial products are regularly developed, manufactured and tested to improve the durability, appearance and functionality of all tools produced by Ko-ken.

3D-CAD Programme helfen uns sowohl, bei der Weiterentwicklung unserer Standardwerkzeuge, als auch beim Designen neuer Produkte und beim Entwerfen von Sonderanfertigungen.
 Um die Zuverlässigkeit und Funktionalität unserer Werkzeuge zu verbessern, werden ständig Versuchswerkzeuge gefertigt.

La technique CAD-3D est utilisée pour l'amélioration des produits standards, le design des nouveaux produits et la réalisation d'outils spéciaux.
 Des séries d'essai sont régulièrement développées, fabriquées et testées pour améliorer l'apparence et la fonctionnalité de tous les produits Ko-ken.



■ FORGING
 ■ SCHMIEDEN
 ■ FORGEAGE



The Forming machines are used for the forging process. These machines can produce mass quantities of sockets and parts with high accuracy that ordinary drop forging machines can not achieve. However, ordinary forging machines are also used for small production runs.

Zum Schmieden verwenden wir eigene Umformmaschinen.

Diese Maschinen werden zur Produktion großer Stückzahlen von Steckschlüsseln und Betätigungswerkzeugen verwendet mit einer Genauigkeit, die mit normalen Gesenkschmiede Maschinen nicht gewährleistet werden kann.

Bei kleineren Fertigungsserien werden zur Fertigung auch kleinere Gesenkschmiedemaschinen verwendet.

Des machines de formage à froid sont utilisées. Ces machines peuvent produire en masse les douilles et accessoires avec une précision supérieure à la forge conventionnelle. Toutefois, pour des petites séries, des machines à forger traditionnelles sont également utilisées.



■ TURNING
 ■ DREHEN
 ■ TOURNASAGE



The forged steel is turned into required shapes and dimensions. The MC (Machining Center) operates with extraordinary speed and precision. The article number, size, logo, production number, and MADE IN JAPAN are marked on the products after the turning process has been completed.

Der geschmiedete Stahl wird nun auf die endgültige Form abgedreht.

Unser Maschinenzentrum arbeitet hier mit außergewöhnlicher Geschwindigkeit und Präzision.

Nach dem Drehvorgang wird das Werkzeug mit Artikelnummer, Abmessung, Logo, Produktionsnummer und MADE IN JAPAN markiert.

Après la forge, les pièces sont usinées à la bonne dimension par tournage. Les centres d'usinage travaillent avec une précision et une vitesse extraordinaire.

Le numéro d'article, la dimension, le logo Ko-ken, un numéro de production ainsi que la mention « Made in Japan » sont gravés sur le produit après tournage.



■ HEAT TREATMENT
■ HÄRTEN
■ DURETE



To make the tools stronger and more durable, proper heat treatment is critically important. The temperature and the time of the heat treatment are strictly regulated by a very accurate control device.


Um die optimale Stabilität und Festigkeit der Werkzeuge zu erreichen ist der Härtingsprozess der Werkzeuge von höchster Wichtigkeit.

Die hohe Genauigkeit von Temperatur- und Dauer der Wärmebehandlung werden durch sehr genaue Regeleinrichtungen in den Härteöfen erreicht.

Pour la résistance et la dureté de l'outil, un traitement thermique adapté est indispensable. Les températures et la dureté de traitement sont très précisément contrôlées.



■ INSPECTION
■ MESSEN UND PRÜFEN
■ CONTRÔLE



Our products are periodically checked at each production process by inspection devices. Highly accurate 3-D measuring instruments are used to inspect and confirm dimensions.

Unsere Produkte werden periodisch nach jedem Produktionsprozess überprüft. Hierzu verwenden wir sehr genaue 3D Messgeräte.

Nos produits sont contrôlés périodiquement à chaque étape de leur fabrication.

Des instruments de mesure en 3D, très précis sont employés pour la vérification des dimensions.



  FLAT DRIVE®

 PATHFINDER®



 SURFACE DRIVE

 NUT GRIP®

Sockets

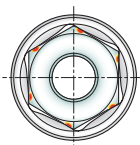
FLAT DRIVE®



Flat Drive is designed to guarantee a flat surface contact between the socket and the bolt/nut.

The Flat contact reduces wear and allows to transmit a higher torque value.

The Flat Drive System is also used for the square drive end as well as the hexagonal or bi-hexagonal openings of the socket.



Das Flat Drive Design sorgt für die optimale Kraftübertragung zwischen den Flächen des Steckschlüssels und der Schraube. Dies erlaubt eine Übertragung von höheren Drehmomenten. Das Flat Drive System findet ebenfalls bei allen Antriebsvierkanten sowie bei 6-kant und 12-kant Profilen Verwendung.

Le profil Flat Drive garantit un contact optimal entre la douille et l'écrou. Ce contact « à plat » réduit l'usure et permet la transmission d'un couple plus élevé. Ce système Flat Drive est utilisé pour tous les carrés conducteurs ainsi que pour toutes nos douilles 6-pans et 12-pans.

PATHFINDER®



The beveled flats of the 6-point opening of the PATHFINDER socket engage the nut almost immediately. PATHFINDER sockets are ideal for using with power tools in automatic assembly processes, as the power tool does not have to be totally stopped for the socket to engage the nut.

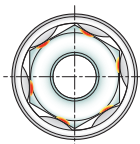
Da die Maschine nicht nach jedem Schraubvorgang angehalten werden muss, ergibt sich eine erhöhte Produktivität, die sich bei vollautomatischen Maschinen (Mehrspindelschrauber) ganz besonders auswirkt.

Les parois en biais du 6-pans des douilles PATHFINDER assurent l'engagement quasi immédiat de l'écrou. Le fait de ne pas devoir arrêter la machine après chaque serrage procure un gain de productivité particulièrement appréciable dans les chaînes de montage automatiques.

SURFACE DRIVE



Surface drive sockets are designed to retain contact with the flat sides of the nut to reduce a damage on the nut/bolt. The enlarged six corners of the opening allows for quick and easy engagement of the nut/bolt.



Surface Drive Steckschlüssel greifen die Schrauben an den Flächen der 6-Kante, dies verhindert eine Beschädigung des Schraubenkopfes.

Die vergrößerten Ecken des Steckschlüssels erleichtern das Einfädeln des Werkzeugs auf Muttern und Schrauben.

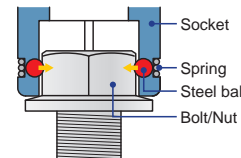
Les douilles Surface Drive sont conçues de façon à retenir les vis aux surfaces du 6 pans, afin d'éviter des dégâts sur la tête de la vis.

Les angles élargis de la douille facilitent l'enfilage des outils sur écrous et vis.

NUT GRIP®



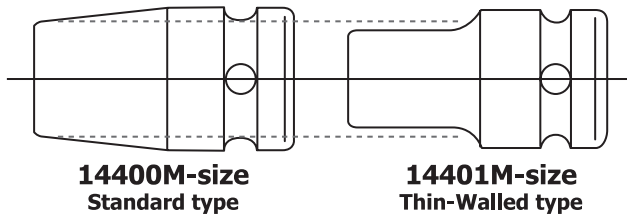
Twin balls at the 6-point opening hold bolt/nut tightly for safe and reliable work.



Die zwei Kugeln in der 6-kant Öffnung unserer NUT GRIP Steckschlüssel halten die Schraube sicher im Steckschlüssel. Dies erlaubt ein Arbeiten auch an schwer zugänglichen Stellen.

Les 2 billes dans l'ouverture du 6-pans de la douille retiennent l'écrou de manière sûre et efficace.

Impact Sockets (Thin Walled)



Straight shape body allows deeper access in narrow spaces. Four different lengths are available: Short, Standard, Semi-deep, and Deep. Choose the appropriate length socket for the intended job.

Die zylindrische Form dieser Steckschlüssel erlaubt ein Arbeiten auch bei engsten Platzverhältnissen. Vier verschiedene Längen sind verfügbar: kurz, Standard, mittel-lang und lang. Wählen Sie die jeweils passende Länge für Ihre Anwendung.

La forme cylindrique de cette douille permet un maniement même dans des espaces restreints. Quatre longueurs sont disponibles: courte, standard, semi-longue et longue. A vous de choisir la longueur qui correspond à votre application.

Short



Standard



Semi-Deep

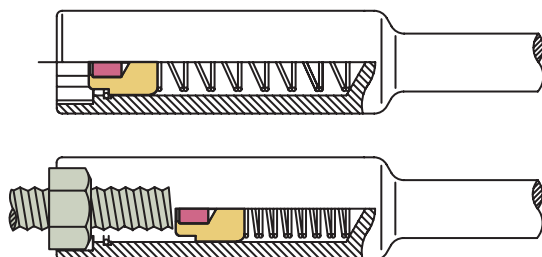


Deep



	3/8"	1/2"	3/4"	1"
Short	13401MS	14401MS	-	-
Standard	13401M	14401M	16401M	18401M
Semi-Deep	13301X	14301X	16301X	18301X
Deep	13301M	14301M	16301M	18301M

Nut Setters with Magnet, Sliding Magnet, Nut Grip



Sliding magnet system provides bolt clearance and magnetic function at the same time. The item 115G is mainly designed for assembly line work.

Unsere Steckschlüsselklingen mit Federmagnet ermöglichen den Vorteil einer Magnethalterung auch bei überstehenden Bolzen. Der Artikel 115G ist hauptsächlich für Arbeiten am Fließband konzipiert.

L'aimant coulissant sur ressort assure le maintien dans tous les cas. L'article 115G est spécialement destiné aux chaînes de montage.

DIN 3126 E11.2 Bits and F11.2 Bit Holders


183 Series DIN 3126 E11.2 replaces 107.11 Series with 11mm 6-point shafts. The 183 Series with round shafted Bits also allow working in tapped blind holes.

Unsere neu Impact Bit-Serie 183 nach DIN3126 E11.2 ersetzt zukünftig die alte Ausführung mit 11mm 6-Kant Aufnahme. Die neuen Einsatzbits 183, mit Rundschaften, erlauben auch den Einsatz bei Sacklöchern.

Notre nouvelle série 183 Impact bit DIN3126 E11.2 remplace l'ancienne version avec 11 mm 6-pans. Les nouveaux embouts 183, avec bouts arrondis, permettent de travailler dans des trous borgnes.



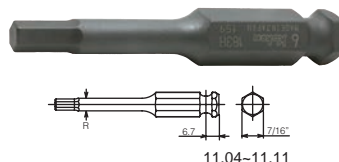
107.11



14105



183 Series (E11.2)



14134 (F11.2)



E11.2 183 Bit Series

183H-35/-75/-150	Hex
183T-35/-75/-150(T)	TORX ®
183T-35/-75(IP)	TORXplus ®
183X-35/-75/-150	Triple Square

F11.2 Bit Holders

3/8"	1/2"	3/4"
13134	14134	16134
13142-F11.2	14142-F11.2	—
NV13134	NV14134	—

Locking Adaptor



Impact sockets can be attached or detached on the LOCKING ADAPTOR for safety just by sliding the holder rather than using a pin and an O-ring.

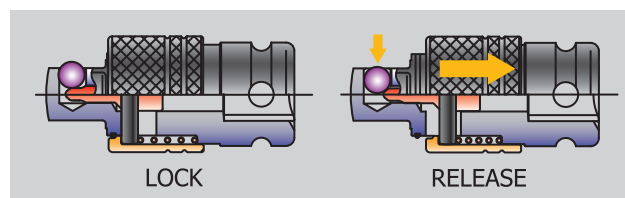
It can reduce the time to change a socket, especially when you need to use a variety of socket sizes.

Die Kraftschraubereinsätze werden durch einfaches Verschieben der Hülse am Adapter, ohne Verwendung von Stift und O-Ring, sicher gehalten bzw. entriegelt.

Die Zeit für den Wechsel eines Steckschlüssels wird dadurch deutlich verkürzt, insbesondere wenn Sie eine Vielzahl von verschiedenen Abmessungen verwenden müssen.

Vos douilles à chocs peuvent être facilement maintenues et libérées en déplaçant le support de l'adaptateur sans devoir utiliser la goupille et le joint.

Le temps nécessaire pour changer une clé à douille est considérablement réduit, surtout si vous devez utiliser une variété de dimensions différentes.



TORX® / TORXplus® & LHSTIX®

TORX® / TORXplus® and **LHSTIX®** are recognized as three of the most efficient fastening systems because of their ability to transfer greater torque, reduce end load and virtually eliminate tool slippage.

Durch die Fähigkeit größere Drehmomente zu übertragen sind **TORX® / TORXplus®** und **LHSTIX®** bekannt als die drei effizientesten Befestigungssysteme.

TORX® / TORXplus® et **LHSTIX®** sont reconnus comme étant trois systèmes de vissage particulièrement efficaces. Ils permettent en effet de transmettre des couples particulièrement élevés.

TORX® & TORX plus®



TORX® is a registered trademark of Acument Intellectual Properties, LLC.
TORX® ist ein registriertes Markenzeichen der Firma Acument Intellectual Properties, LLC.
TORX® est une marque déposée de Acument Intellectual Properties, LLC.
TORXplus® is a registered trademark of Acument Intellectual Properties, LLC.
TORXplus® ist ein registriertes Markenzeichen der Firma Acument Intellectual Properties, LLC.
TORXplus® est une marque déposée de Acument Intellectual Properties, LLC.



Koken TOOL CO., LTD. holds the official license to use the trademark **TORX®**.
Koken TOOL CO., LTD. hält die offizielle Lizenz um das Markenzeichen **TORX®** benutzen zu dürfen.
Koken TOOL CO., LTD. est officiellement licencié pour l'usage de cette marque **TORX®**.
Koken TOOL CO., LTD. holds the official license to use the trademark **TORXplus®**.
Koken TOOL CO., LTD. hält die offizielle Lizenz um das Markenzeichen **TORXplus®** benutzen zu dürfen.
Koken TOOL CO., LTD. est officiellement licencié pour l'usage de cette marque **TORXplus®**.

LHSTIX®



LHSTIX® is a registered trademark of OSG SYSTEM PRODUCTS CO., LTD.
LHSTIX® ist ein registriertes Markenzeichen der Firma OSG SYSTEM PRODUCTS CO., LTD.
LHSTIX® est une marque déposée de OSG SYSTEM PRODUCTS CO., LTD.
Koken TOOL CO., LTD. holds the official license to use the trademark **LHSTIX®**.
Koken TOOL CO., LTD. hält die offizielle Lizenz um das Markenzeichen **LHSTIX®** benutzen zu dürfen.
Koken TOOL CO., LTD. est officiellement licencié pour l'usage de cette marque **LHSTIX®**.

Registered Trademarks / Eingetragene Warenzeichen / Marque déposée

Koken®



Koken TOOL CO., LTD.®

HIGH PERFORMANCE TOOLS OF CONVINCING QUALITY

山下工業研究所®

山下工研®

S.O.D.H-System®

Flatdrive®

ATTACK DRIVER®

HANDY-ENDY®

PATHFINDER®

Nut Grip®

LOCK NUT BUSTER®

NUT TWISTER®

BOLT TWISTER®

Ko-ken Factory / Das Ko-ken Werk / L'usine Ko-ken



Warranty / Garantie / Garantie

WARRANTY

The trade mark **Kokon** is your unqualified warranty against any defect in material or workmanship. Each **Kokon** tool is built to more than meet the requirements of its intended use and is carefully checked before leaving the factory. Any **Kokon** tool which fails because of defective material or workmanship will be repaired or replaced through your **Kokon** dealer, to the exclusion of any further liability.

GARANTIE

Kokon TOOL CO.,LTD. Shizuoka, Japan, garantiert Ihnen die einwandfreie Qualität und Ausführung ihrer Produkte. Jedes Werkzeug der Marke **Kokon** ist für Höchstleistungen konstruiert und wird vor Verlassen der Fabrik sorgfältig geprüft. **Kokon** TOOL CO.,LTD. repariert oder ersetzt über ihre Händler unter Ausschluss jeglicher weitergehenden Haftung jedes fehlerhafte **Kokon** Produkt kostenlos.

GARANTIE

La fabrique **Kokon** TOOL CO.,LTD. Shizuoka, Japon, garantit la qualité irréprochable et le traitement absolument impeccable des outils portant la marque **Kokon**. Chaque outil **Kokon** quittant la fabrique est contrôlé soigneusement. La fabrique s'engage à réparer ou remplacer gratuitement tout défaut de matière ou de fabrication par l'intermédiaire de ses distributeurs, à l'exception d'une responsabilité étendue.

ISO9001








SAFETY
ADVISER

SICHERHEITS-
RATGEBER

MESURES
DE SÉCURITÉ

General / Allgemeines / Généralités

- (a) Make sure you use the right type socket, whose opening fit the nut.
Verwenden Sie immer den richtigen Steckschlüssel und überzeugen Sie sich davon, ob er auch auf die Mutter passt.
Utilisez toujours la bonne clé et assurez-vous qu'elle est rigoureusement adaptée à l'écrou.
- (b) For use on electric or air IMPACT Wrenches select IMPACT Sockets only.
Auf elektrischen oder pneumatischen Schlagschraubern dürfen nur hoch belastbare IMPACT-Steckschlüssel und Zubehörteile gesteckt werden.
Sur des vis à fixer par machines à chocs pneumatiques ou électriques n'utilisez que des clés à douille IMPACT et des accessoires IMPACT capables de résister à une haute sollicitation.
- (c) When using nut runners or IMPACT Wrenches wear safety goggles.
Tragen Sie bei der Anwendung von Schraubern stets eine Schutzbrille.
En opérant avec des visseuses et des machines à chocs, portez toujours des lunettes de protection.
- (d) Plastic or rubber handles are not intended to act as insulation.
Plastik-oder Gummigriffe stellen keinen Isolierschutz dar.
Les poignées en plastique ou en caoutchouc ne garantissent aucune isolation électrique.
- (e) Never substitute a HAND Socket for a INDUSTRIAL Socket or an IMPACT Socket, or a INDUSTRIAL Socket for an IMPACT Socket.
Nehmen Sie deshalb niemals anstelle eines INDUSTRIAL-oder IMPACT-Werkzeuges ein HAND-Werkzeug oder anstatt eines IMPACT-Werkzeuges ein INDUSTRIAL-Werkzeug.
Ne vous servez donc jamais d'un outil à main au lieu d'un outil INDUSTRIAL ou IMPACT ou d'un outil INDUSTRIAL au lieu d'un outil IMPACT.
- (f) Items in this catalogue marked  can be loaded to torque values which may cause breakage. In the interest of your own safety always apply load evenly and progressively to avoid breakage and possible injury.
Die mit  gekennzeichneten Artikel können bei Überbelastung zu Bruch gehen. Aus Gründen Ihrer eigenen Sicherheit sollten die betreffenden Werkzeuge nie ruckartig, sondern nach und nach belastet werden, um Bruch, und damit verbundene mögliche Verletzungen zu vermeiden.
Il est possible d'appliquer aux articles marqués  des couples de serrage susceptibles d'occasionner leur rupture. Pour votre propre sécurité, veuillez toujours appliquer la charge d'une manière uniforme et progressive. Ceci pour éviter ruptures et accidents.
- (g) Make sure to lock the impact sockets on driving tools with Pin / O-Ring or C-Ring.
Verwenden Sie Impact Steckschlüssel nie ohne Sicherungsring und Stift oder alternativ mittels unserer C-Ringe.
Ne jamais utiliser de douille à choc sans sécurité. (Anneau et goupille ou crochet en C)

Sockets / Steckschlüssel / Douilles

Sockets showing cracked walls, battered points or other marks of wear are to be replaced.

Steckschlüssel mit Haarrissen, abgestossenen Kanten oder mit anderen Verbraucherscheinungen sind umgehend zu ersetzen.

Les clés qui présentent des fissures capillaires, ou autres signes d'usure doivent être immédiatement changées.

Extension Bars / Verlängerungen / Rallonges

The combination of several short extensions instead of one correct sized one is to be avoided.

Das Zusammenstecken von mehreren kurzen Verlängerungen als Ersatz für eine in der richtigen Länge ist unbedingt zu vermeiden.

Il faut absolument éviter d'utiliser plusieurs rallonges courtes au lieu d'une seule ayant la bonne longueur.

Adaptors / Verbindungsstücke / Réducteurs

Adaptors are to be used reasonably. Be reminded that high torque potentials are reached when using a "down" adaptor, a bigger sized handle to a smaller drive socket. Always stay within safe limits.

Reduzierstücke sind mit Vernunft einzusetzen. Beachten Sie, dass bei der Verwendung von Reduzierstücken hohe Drehmomentwerte ausgelöst werden nämlich dadurch, dass grössere Griffe auf kleinere Steckschlüssel gesetzt werden. Bleiben Sie jeweils innerhalb der Sicherheitsgrenzen.

Les réducteurs doivent être utilisés avec modération. Il est à considérer qu'avec les réducteurs on obtient un couple de serrage élevé du fait que des poignées plus grandes sont appliquées sur des clés à douille plus petites. Ne dépassez pas les limites de sécurité.

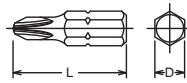
Koken

BITS, NUT SETTERS AND ADAPTORS
BITS, STECKSCHLÜSSELKLINGEN UND VERBINDUNGSSTÜCKE
EMBOUTS POUR ÉCROUS ET ADAPTATEURS



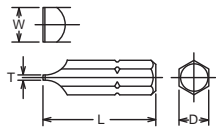
108P-25 / -32 / -50

⊕ PH Bits
PH Bits
Embouts, PH



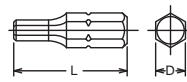
108S-25 / -39

⊖ Slotted Bits
Schlitz Bits
Embouts, fente



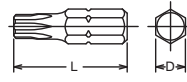
108H-25

⬠ Hex Bits
Sechskant Bits
Embouts, 6 pans creux



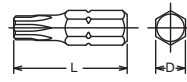
108T-25 (T)

⬠ TORX® Bits
TORX® Bits
Embouts, TORX®



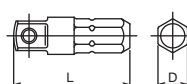
108T-25 (TH)

⬠ Tamper-Resistant TORX® Bits
Tamper-Resistant TORX® Bits
Embouts TORX®, Tamper-Resistant



108A

⬠ Adaptor
Verbindungsstück
Adaptateur



108P-25 (PH)	D (mm)	L (mm)	(g)	(pcs.)
1	6.35	25	5	10
2	6.35	25	5	10
3	6.35	25	6	10

108P-32 (PH)	D (mm)	L (mm)	(g)	(pcs.)
1	6.35	32	7	10
2	6.35	32	7	10
3	6.35	32	8	10

108P-50 (PH)	D (mm)	L (mm)	(g)	(pcs.)
1	6.35	50	10	10
2	6.35	50	11	10
3	6.35	50	11	10

108S-25	TxW (mm)	D (mm)	L (mm)	(g)	(pcs.)
3	0.5x3	6.35	25	3	10
4	0.6x4	6.35	25	3	10
4.5	0.6x4.5	6.35	25	4	10
5	0.8x5	6.35	25	5	10
5.5	0.8x5.5	6.35	25	5	10
6	1.0x6	6.35	25	5	10
8	1.2x8	6.35	25	6	10

108S-39	TxW (mm)	D (mm)	L (mm)	(g)	(pcs.)
3	0.5x3	6.35	39	6	10
4	0.6x4	6.35	39	6	10
4.5	0.6x4.5	6.35	39	6	10
5	0.8x5	6.35	39	7	10
5.5	0.8x5.5	6.35	39	8	10
6	1.0x6	6.35	39	9	10
8	1.2x8	6.35	39	12	10

108H-25 (mm)	D (mm)	L (mm)	(g)	(pcs.)
3	6.35	25	4	10
4	6.35	25	5	10
5	6.35	25	5	10
6	6.35	25	6	10
7	6.35	25	7	10
8	6.35	25	8	10
10	6.35	25	11	10

108H-25 (inch)	D (mm)	L (mm)	(g)	(pcs.)
1/8	6.35	25	4	10
9/64	6.35	25	5	10
5/32	6.35	25	5	10
3/16	6.35	25	5	10
7/32	6.35	25	6	10
1/4	6.35	25	7	10

108T-25 (T)	D (mm)	L (mm)	(g)	(pcs.)
T 8	6.35	25	4	10
T10	6.35	25	4	10
T15	6.35	25	4	10
T20	6.35	25	5	10
T25	6.35	25	6	10
T27	6.35	25	6	10
T30	6.35	25	6	10
T40	6.35	25	6	10

108T-25 (TH)	D (mm)	L (mm)	(g)	(pcs.)
T10H	6.35	25	4	10
T15H	6.35	25	4	10
T20H	6.35	25	5	10
T25H	6.35	25	6	10
T27H	6.35	25	6	10
T30H	6.35	25	6	10
T40H	6.35	25	6	10

108A-25	D (mm)	L (mm)	(g)	(pcs.)
1/4B	6.35	25	10	10

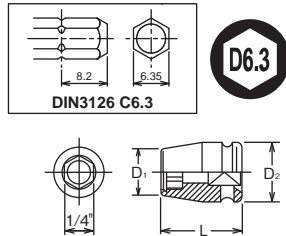
⚠ Tamper Resistant TORX® Bits have less strength due to special design. Make sure to use it correctly.

		D ₁ (mm)	D ₂ (mm)	L (mm)	(g)	(pcs.)	
12139	1/4"	11	13	26	15	10	*1
13139	3/8"	11	19	30	32	10	*2
14139	1/2"	11	25	38	62	10	*3

*1 Pin/O-Ring=A21/B21
*2 C-Ring=C31,Pin/O-Ring=A31/B31
*3 C-Ring=C41,Pin/O-Ring=A41/B41

→ P110-111

For DIN3126 C6.3 Bits
Für DIN3126 C6.3 Bits
Pour DIN3126 C6.3 Embouts



12139 Impact Bit Holder
Impact Klingenhalter
Porte embouts Impact



13139 Impact Bit Holder
Impact Klingenhalter
Porte embouts Impact



14139 Impact Bit Holder
Impact Klingenhalter
Porte embouts Impact

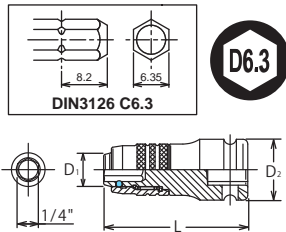


		D ₁ (mm)	D ₂ (mm)	L (mm)	(g)	(pcs.)	
13142-D6.3	3/8"	16	19	45	60	10	*1
14142-D6.3	1/2"	16	25	55	97	10	*2

*1 C-Ring=C31,Pin/O-Ring=A31/B31
*2 C-Ring=C41,Pin/O-Ring=A41/B41

→ P110-111

For DIN3126 C6.3 Bits
Für DIN3126 C6.3 Bits
Pour DIN3126 C6.3 Embouts



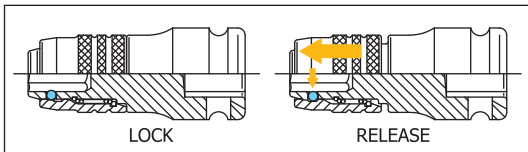
13142-D6.3 Impact Bit Holder
Impact Klingenhalter
Porte embouts Impact



14142-D6.3 Impact Bit Holder
Impact Klingenhalter
Porte embouts Impact

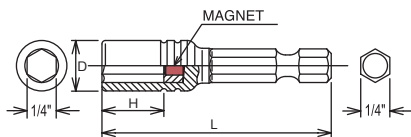


Lock & Quick Release



You may not hold the sliding part while moving to avoid heating up by friction and reduction by wear.

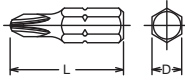
	D (mm)	H (mm)	L (mm)	(g)	(pcs.)
180M-50	11	13.5	50	15	10



180M-50 Bit Holder with Magnet
Klingenhalter mit Magnet
Porte-embouts avec aimant



100P-32 / -80 / -125 PH Bits PH Bits Embouts, PH

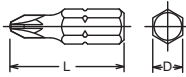


100P-32 (PH)	D (mm)	L (mm)	(g)	(pcs.)
1	8	32	11	10
2	8	32	11	10
3	8	32	12	10
4	8	32	12	10

100P-80 (PH)	D (mm)	L (mm)	(g)	(pcs.)
1	8	80	30	10
2	8	80	30	10
3	8	80	31	10
4	8	80	32	10

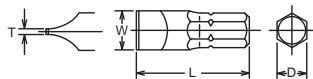
100P-125 (PH)	D (mm)	L (mm)	(g)	(pcs.)
2	8	125	48	10
3	8	125	49	10

100P-32 (PZ) PZ Bits PZ Bits Embouts, PZ



100P-32 (PZ)	D (mm)	L (mm)	(g)	(pcs.)
PZ2	8	32	10	10
PZ3	8	32	11	10

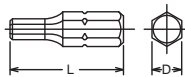
100S-32 / -80 Slotted Bits Schlitz Bits Embouts, fente



100S-32	TxW (mm)	D (mm)	L (mm)	(g)	(pcs.)
6	1 x 6	8	32	10	10
7	1 x 7	8	32	11	10
8	1.2x 8	8	32	12	10
9	1.6x 9	8	32	12	10
10	1.6x10	8	32	13	10
11	1.6x11	8	32	15	10
12	2 x12	8	32	18	10
14	2 x14	8	32	21	10

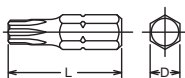
100S-80	TxW (mm)	D (mm)	L (mm)	(g)	(pcs.)
6	1 x 6	8	80	29	10
7	1 x 7	8	80	30	10
8	1.2x 8	8	80	31	10
9	1.6x 9	8	80	32	10
10	1.6x10	8	80	33	10
11	1.6x11	8	80	33	10
12	2 x12	8	80	34	10
14	2 x14	8	80	37	10

100H-32 Hex Bits Sechskant Bits Embouts, 6 pans creux



100H-32 (mm)	D (mm)	L (mm)	(g)	(pcs.)
3	8	32	11	10
4	8	32	11	10
5	8	32	12	10
6	8	32	12	10
7	8	32	13	10
8	8	32	13	10
9	8	32	16	10
10	8	32	16	10
11	8	32	20	10
12	8	32	23	10
14	8	32	29	10

100T-32 (T) TORX® Bits TORX® Bits Embouts, TORX®



100T-32 (T)	D (mm)	L (mm)	(g)	(pcs.)
T10	8	32	9	10
T15	8	32	9	10
T20	8	32	9	10
T25	8	32	10	10
T27	8	32	10	10
T30	8	32	11	10
T40	8	32	12	10
T45	8	32	12	10
T50	8	32	12	10
T55	8	32	12	10

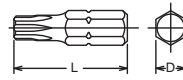
100T-32 (TH)	D (mm)	L (mm)	(g)	(pcs.)
T10H	8	32	9	10
T15H	8	32	9	10
T20H	8	32	9	10
T25H	8	32	9	10
T27H	8	32	10	10
T30H	8	32	10	10
T40H	8	32	11	10
T45H	8	32	12	10
T50H	8	32	13	10
T55H	8	32	16	10

Tamper Resistant TORX® Bits have less strength due to special design. Make sure to use it correctly.

100T-32 (TH)



Tamper-Resistant TORX® Bits
Tamper-Resistant TORX® Bits
Embouts TORX®, Tamper-Resistant

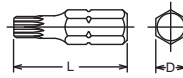


100X-32 (XZN)	D (mm)	L (mm)	(g)	(pcs.)
M 5	8	32	10	10
M 6	8	32	11	10
M 8	8	32	12	10
M10	8	32	16	10
M12	8	32	19	10

100X-32 (XZN)



XZN Bits
XZN Bits
Embouts, XZN

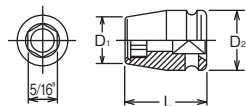
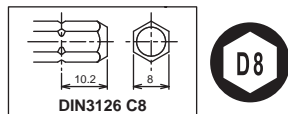


	□	D ₁ (mm)	D ₂ (mm)	L (mm)	(g)	(pcs.)	⚡
12140	1/4"	14	13	26	15	10	*1
13140	3/8"	14	19	30	32	10	*2
14140	1/2"	14	25	38	62	10	*3

*1 Pin/O-Ring=A21/B21
*2 C-Ring=C31, Pin/O-Ring=A31/B31
*3 C-Ring=C41, Pin/O-Ring=A41/B41

P110-111

For DIN3126 C8 Bits
Für DIN3126 C8 Bits
Pour DIN3126 C8 Embouts



12140



Impact Bit Holder
Impact Klingenhalter
Porte embouts Impact



13140



Impact Bit Holder
Impact Klingenhalter
Porte embouts Impact



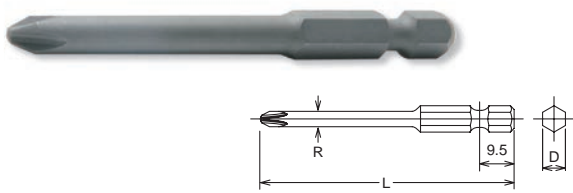
14140



Impact Bit Holder
Impact Klingenhalter
Porte embouts Impact



121P-50 / -70 / -100 / -150  PH Bits
PH Bits
Embouts, PH



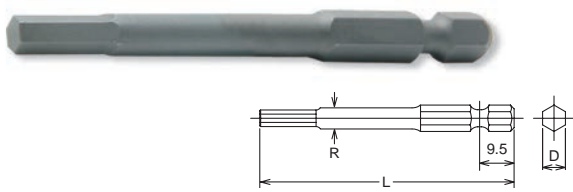
121P-50 (PH)	D (mm)	R (mm)	L (mm)	(g)	(pcs.)
1	6.35	4.5	50	12	10
2	6.35	5.5	50	12	10
3	6.35	-	50	13	10

121P-70 (PH)	D (mm)	R (mm)	L (mm)	(g)	(pcs.)
1	6.35	4.5	70	15	10
2	6.35	5.5	70	15	10
3	6.35	-	70	16	10

121P-100 (PH)	D (mm)	R (mm)	L (mm)	(g)	(pcs.)
1	6.35	4.5	100	23	10
2	6.35	5.5	100	23	10
3	6.35	-	100	24	10

121P-150 (PH)	D (mm)	R (mm)	L (mm)	(g)	(pcs.)
1	6.35	4.5	150	30	10
2	6.35	5.5	150	35	10
3	6.35	-	150	36	10

121H-50 / -70 / -100 / -150  Hex Bits
Sechskant Bits
Embouts, 6 pans creux




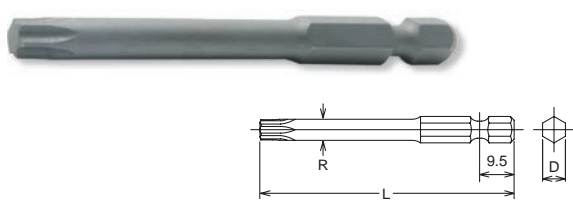
121H-50 (mm)	D (mm)	R (mm)	L (mm)	(g)	(pcs.)
2	6.35	3	50	11	10
2.5	6.35	3	50	12	10
3	6.35	3.5	50	12	10
4	6.35	4.5	50	12	10
5	6.35	5.6	50	13	10
6	6.35	-	50	14	10

121H-70 (mm)	D (mm)	R (mm)	L (mm)	(g)	(pcs.)
2	6.35	3	70	13	10
2.5	6.35	3	70	15	10
3	6.35	3.5	70	15	10
4	6.35	4.5	70	15	10
5	6.35	5.6	70	16	10
6	6.35	-	70	18	10

121H-100 (mm)	D (mm)	R (mm)	L (mm)	(g)	(pcs.)
2	6.35	3	100	22	10
2.5	6.35	3	100	23	10
3	6.35	3.5	100	23	10
4	6.35	4.5	100	23	10
5	6.35	5.6	100	24	10
6	6.35	-	100	26	10

121H-150 (mm)	D (mm)	R (mm)	L (mm)	(g)	(pcs.)
2	6.35	3.5	150	35	10
2.5	6.35	3.5	150	35	10
3	6.35	3.5	150	37	10
4	6.35	4.5	150	37	10
5	6.35	5.6	150	38	10
6	6.35	-	150	39	10

121T-50 / -70 / -100 / -150 (T)  TORX® Bits
TORX® Bits
Embouts, TORX®



121T-50 (T)	D (mm)	R (mm)	L (mm)	(g)	(pcs.)
T10	6.35	3	50	12	10
T15	6.35	3.5	50	12	10
T20	6.35	4.1	50	12	10
T25	6.35	4.6	50	12	10
T27	6.35	5.2	50	13	10
T30	6.35	5.7	50	13	10
T40	6.35	-	50	14	10

121T-70 (T)	D (mm)	R (mm)	L (mm)	(g)	(pcs.)
T10	6.35	3.5	70	16	10
T15	6.35	3.5	70	16	10
T20	6.35	4.1	70	16	10
T25	6.35	4.6	70	16	10
T27	6.35	5.2	70	17	10
T30	6.35	5.7	70	17	10
T40	6.35	-	70	18	10

121T-100 (T)	D (mm)	R (mm)	L (mm)	(g)	(pcs.)
T10	6.35	3.5	100	24	10
T15	6.35	3.5	100	24	10
T20	6.35	4.1	100	24	10
T25	6.35	4.6	100	24	10
T27	6.35	5.2	100	24	10
T30	6.35	5.7	100	25	10
T40	6.35	-	100	26	10

121T-150 (T)	D (mm)	R (mm)	L (mm)	(g)	(pcs.)
T10	6.35	3.5	150	35	10
T15	6.35	3.5	150	37	10
T20	6.35	4.1	150	37	10
T25	6.35	4.6	150	37	10
T27	6.35	5.2	150	37	10
T30	6.35	5.7	150	38	10
T40	6.35	-	150	39	10

121T-70 (TH)	D (mm)	R (mm)	L (mm)	(g)	(pcs.)
T15H	6.35	3.5	70	15	10
T20H	6.35	4.1	70	16	10
T25H	6.35	4.6	70	16	10
T27H	6.35	5.2	70	17	10
T30H	6.35	5.7	70	17	10
T40H	6.35	-	70	18	10

121T-100 (TH)	D (mm)	R (mm)	L (mm)	(g)	(pcs.)
T15H	6.35	3.5	100	22	10
T20H	6.35	4.1	100	24	10
T25H	6.35	4.6	100	24	10
T27H	6.35	5.2	100	24	10
T30H	6.35	5.7	100	25	10
T40H	6.35	-	100	26	10

⚠ Tamper Resistant TORX® Bits have less strength due to special design. Make sure to use it correctly.

121T-50 (IP)	D (mm)	R (mm)	L (mm)	(g)	(pcs.)
20IP	6.35	4.1	50	12	10
25IP	6.35	4.6	50	12	10
27IP	6.35	5.2	50	13	10
30IP	6.35	5.7	50	13	10
40IP	6.35	-	50	14	10

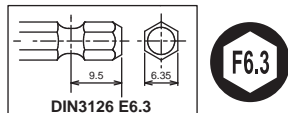
121T-70 (IP)	D (mm)	R (mm)	L (mm)	(g)	(pcs.)
20IP	6.35	4.1	70	16	10
25IP	6.35	4.6	70	16	10
27IP	6.35	5.2	70	17	10
30IP	6.35	5.7	70	17	10
40IP	6.35	-	70	18	10

	□	D ₁ (mm)	D ₂ (mm)	L (mm)	(g)	(pcs.)	⚡
12137E	1/4"	12	13	36	22	10	*1
13137E	3/8"	12	19	40	40	10	*2
14137E	1/2"	12	25	48	70	10	*3

*1 Pin/O-Ring=A21/B21
 *2 C-Ring=C31, Pin/O-Ring=A31/B31
 *3 C-Ring=C41, Pin/O-Ring=A41/B41

→ P110-111

For DIN3126 E6.3 Bits
 Für DIN3126 E6.3 Bits
 Pour DIN3126 E6.3 Embouts



12137E, 13137E and 14147E can be used with various 1/4" bits, DIN 3126-C6.3, DIN 3126-E6.3 and Double ended type.

Die neuen Bithalter können für alle 1/4" Bits DIN 3126-C6.3, DIN 3126-E6.3 und für doppelseitige Bits verwendet werden.

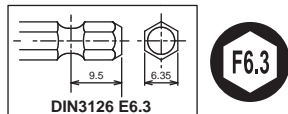
Ces nouveaux porte embouts peuvent être utilisés avec tous les embouts 1/4" DIN 3126 E-6.3 et DIN 3126 C6.3

	□	D ₁ (mm)	D ₂ (mm)	L (mm)	(g)	(pcs.)	⚡
12142-F6.3	1/4"	16.5	13	40	22	10	*1
13142-F6.3	3/8"	16.5	19	45	60	10	*2
14142-F6.3	1/2"	16.5	25	55	100	10	*3

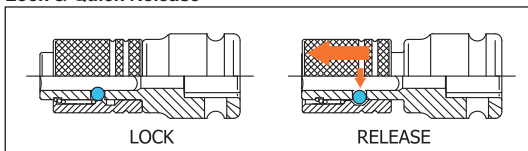
*1 Pin/O-Ring=A21/B21
 *2 C-Ring=C31, Pin/O-Ring=A31/B31
 *3 C-Ring=C41, Pin/O-Ring=A41/B41

→ P110-111

For DIN3126 E6.3 Bits
 Für DIN3126 E6.3 Bits
 Pour DIN3126 E6.3 Embouts



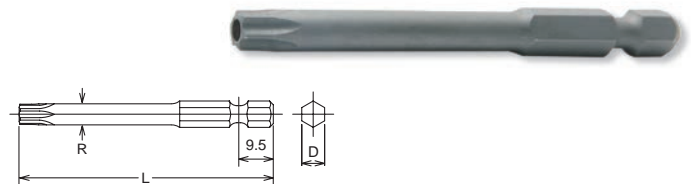
Lock & Quick Release



⚠ You may not hold the sliding part while moving to avoid heating up by friction and reduction by wear.

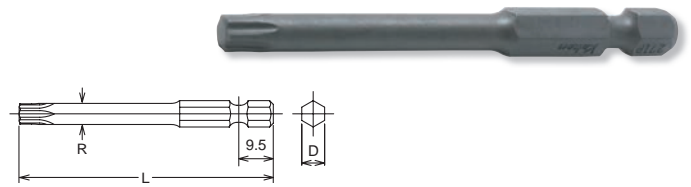
121T-70 / -100 (TH)

⚠ Tamper-Resistant TORX® Bits
 Tamper-Resistant TORX® Bits
 Embouts TORX®, Tamper-Resistant



121T-50 / -70 (IP)

⚠ TORXPLUS® Bits
 TORXPLUS® Bits
 Embouts TORXPLUS®



12137E 13137E 14137E

⊙ Impact Bit Holder
 Impact Klingenhalter
 Porte embouts Impact




12142-F6.3 13142-F6.3 14142-F6.3

⊙ Impact Bit Holder (Quick Release)
 Impact Klingenhalter (Quick Release)
 Porte embouts Impact (Quick Release)

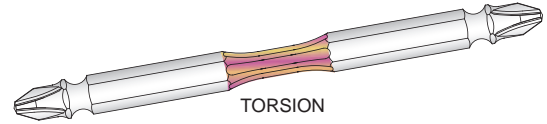


123PT-75 / -100

⊕ Double ended Torsion Bits, Phillips
Doppelseitige Torsionsbits, Phillips
Embouts torsion double face, Phillips



123PT (PH)	D (mm)	L (mm)	(g)	(pcs.)
2	6.35	75	18	10
2	6.35	100	24	10




123PN-75 / -100

⊕ Double ended Bits, Phillips
Doppelseitige bits, Phillips
Embouts double face, Phillips

123PG-75 / -100

⊕ Magnetic type
Magnétique
Type magnétique



123PN.75 123PG.75 (PH)	D (mm)	L (mm)	(g)	(pcs.)
1	6.35	75	16	10
2	6.35	75	16	10
3	6.35	75	17	10

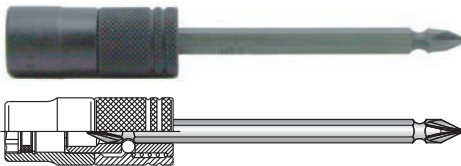
123PN.100 123PG.100 (PH)	D (mm)	L (mm)	(g)	(pcs.)
1	6.35	100	23	10
2	6.35	100	23	10
3	6.35	100	24	10

165LM

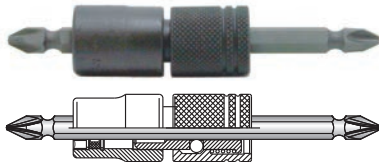
○ Slide Socket with Magnet
Gleitsteckschlüssel mit Magnet
Clé à douille coulissante avec aimant



Nut Setter



Phillips Bit



165LM.45 (mm)	D (mm)	H (mm)	L (mm)	(g)	(pcs.)
8	13.5	3.5	45	55	10
10	16	4.2	45	58	10
12	18.5	5.6	45	65	10
13	20	6	45	68	10
14	21	6.4	45	70	10

Slide the socket by pulling holder, and pull back the socket to lock on the bit groove. Ring magnet holds a bolt or nut for easy work.

Schieben Sie den Gleitsteckschlüssel durch Ziehen an der Hülse des Halters. Ziehen Sie das Werkzeug soweit zurück bis es sich in der Nut des Bits verriegelt. Zur Arbeitserleichterung hält der Ringmagnet die Schraube bzw. die Mutter.

Poussez la clé à douille coulissante en tirant sur le support. Tirez l'outil vers l'arrière jusqu'à ce qu'il s'enclenche dans la rainure de la meche. L'aimant maintient la vis ou l'écrou pour faciliter le travail.

⚠ You may not hold the sliding part while moving to avoid heating up by friction and reduction by wear.

Sie dürfen das Gleiteil nicht während der Bewegung halten, um Erwärmung durch Reibung und unnötigen Verschleiss zu vermeiden.

Ne pas tenir la partie coulissante pendant le mouvement pour éviter l'échauffement du au frottement et à l'usure inutile.

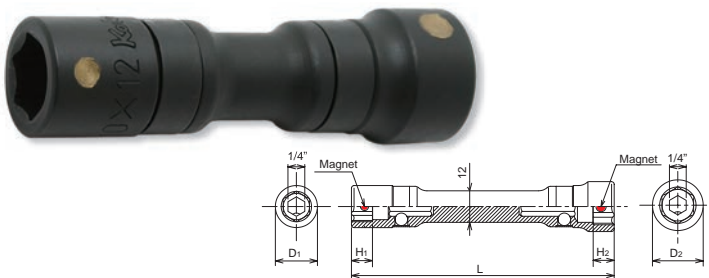
⚠ Please handle with care. The magnet could be broken with any impacts.

Der Magnet kann durch Stöße beschädigt werden. Bitte gehen Sie vorsichtig vor.

L'aimant peut être endommagé par des chocs importants. Veuillez procéder avec précaution.

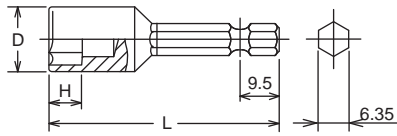
165BM-80/-100

○ Double sided Socket with Magnets
Doppelseitiger Steckschlüssel mit Magnet
Douille à double fonctions avec aimant



165BM-80 (mm)	D ₁ (mm)	D ₂ (mm)	L (mm)	H ₁ (mm)	H ₂ (mm)	(g)	(pcs.)
10x12	16	19.1	80	8	8	95	10
10x13	16	20.5	80	8	8	100	10

165BM-100 (mm)	D ₁ (mm)	D ₂ (mm)	L (mm)	H ₁ (mm)	H ₂ (mm)	(g)	(pcs.)
8x10	13	16	100	6	8	72	10
10x12	16	19.1	100	8	8	105	10
10x14	16	21.5	100	8	10	110	10
12x14	19.1	21.5	100	8	10	135	10



113-50 (mm)	D (mm)	H (mm)	L (mm)	(g)	(pcs.)
5.5	9	4	50	15	10
6	10	5	50	17	10
7	11	5	50	19	10
8	12	6	50	20	10
10	14.2	7	50	31	10
12	17	8	50	39	10
13	18	8	50	42	10
14	19	9	50	46	10

113-50

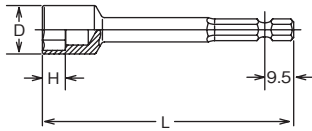
Nut Setters
Steckschlüssel Klingen
Embouts pour écrous



113-50 (inch)	D (mm)	H (mm)	L (mm)	(g)	(pcs.)
1/4	10	5	50	17	10
5/16	12	6	50	20	10
3/8	14.2	7	50	31	10
1/2	18	8	50	42	10

113-75 / -100 / -150 / -200 / -250

Nut Setters
Steckschlüssel Klingen
Embouts pour écrous



113-75 (mm)	D (mm)	H (mm)	L (mm)	(g)	(pcs.)
7	11.5	5	75	31	10
8	12.7	6	75	32	10
10	14.5	7	75	35	10
12	17	8	75	42	10
13	18	8	75	41	10
14	19	9	75	43	10

113-100 (mm)	D (mm)	H (mm)	L (mm)	(g)	(pcs.)
7	11.5	5	100	40	10
8	12.7	6	100	41	10
10	14.5	7	100	45	10
12	17	8	100	52	10
13	18	8	100	51	10
14	19	9	100	53	10

113-150 (mm)	D (mm)	H (mm)	L (mm)	(g)	(pcs.)
7	11.5	5	150	59	10
8	12.7	6	150	60	10
10	14.5	7	150	64	10
12	17	8	150	70	10
13	18	8	150	76	10
14	19	9	150	78	10

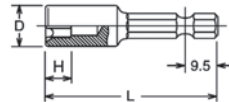
113-200 (mm)	D (mm)	H (mm)	L (mm)	(g)	(pcs.)
7	11.5	5	200	78	10
8	12.7	6	200	79	10
10	14.5	7	200	83	10
12	17	8	200	91	10
13	18	8	200	93	10
14	19	9	200	95	10

113-250 (mm)	D (mm)	H (mm)	L (mm)	(g)	(pcs.)
7	11.5	5	250	99	10
8	12.7	6	250	100	10
10	14.5	7	250	105	10
12	17	8	250	113	10
13	18	8	250	114	10
14	19	9	250	119	10

113-50 (E)	D (mm)	H (mm)	L (mm)	(g)	(pcs.)
E 4	6.1	4.5	50	12	10
E 5	7.5	4.5	50	15	10
E 6	8.3	5.0	50	17	10
E 7	8.8	5.8	50	18	10
E 8	10.1	6.6	50	19	10
E10	12	7.4	50	20	10

113-50 (E)

Nut Setters, TORX®
Steckschlüssel Klingen, TORX®
Embouts pour écrous, TORX®

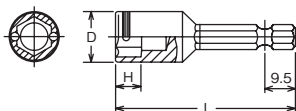



113-50 (mm)	D (mm)	H (mm)	L (mm)	(g)	(pcs.)
7(2B)	11	5	50	20	10
8(2B)	12	6	50	21	10
10(2B)	14.2	7	50	26	10
13(2B)	18	8	50	31	10

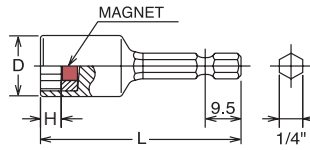


113-50 (2B)

Nut Setters, with 2 Balls
Steckschlüssel Klingen, mit 2-facher Kugelhalterung
Douilles à billes de retenue
Nut Grip®




115-50  Nut Setters with Magnet
Steckschlüssel Klingen mit Magnet
Embouts avec aimant pour écrous

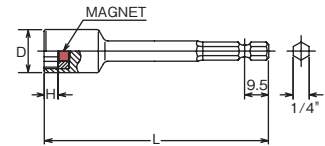


115-50 (mm)	D (mm)	H (mm)	L (mm)	(g)	(pcs.)
5.5	9	2.1	50	15	10
6	10	2.4	50	17	10
7	11	2.8	50	19	10
8	12	3.5	50	20	10
10	14.2	4.2	50	29	10
12	17	5.6	50	40	10
13	18	6	50	50	10
14	19	6.4	50	60	10

115-50 (inch)	D (mm)	H (mm)	L (mm)	(g)	(pcs.)
1/4	10	2.4	50	17	10
5/16	12	3.5	50	20	10
3/8	14.2	4.2	50	29	10
1/2	18	6	50	50	10

115-75 / -100 / -150 / -200 / -250 

Nut Setters with Magnet
Steckschlüssel Klingen mit Magnet
Embouts avec aimant pour écrous



115-75 (mm)	D (mm)	H (mm)	L (mm)	(g)	(pcs.)
7	11.5	2.8	75	32	10
8	12.7	3.5	75	33	10
10	14.5	4.2	75	38	10
12	17	5.6	75	46	10
13	18	6	75	49	10
14	19	6.4	75	52	10

115-100 (mm)	D (mm)	H (mm)	L (mm)	(g)	(pcs.)
7	11.5	2.8	100	41	10
8	12.7	3.5	100	42	10
10	14.5	4.2	100	50	10
12	17	5.6	100	58	10
13	18	6	100	62	10
14	19	6.4	100	65	10

115-150 (mm)	D (mm)	H (mm)	L (mm)	(g)	(pcs.)
7	11.5	2.8	150	60	10
8	12.7	3.5	150	61	10
10	14.5	4.2	150	68	10
12	17	5.6	150	77	10
13	18	6	150	82	10
14	19	6.4	150	85	10

115-200 (mm)	D (mm)	H (mm)	L (mm)	(g)	(pcs.)
7	11.5	2.8	200	79	10
8	12.7	3.5	200	80	10
10	14.5	4.2	200	88	10
12	17	5.6	200	97	10
13	18	6	200	102	10
14	19	6.4	200	105	10

115-250 (mm)	D (mm)	H (mm)	L (mm)	(g)	(pcs.)
7	11.5	2.8	250	101	10
8	12.7	3.5	250	103	10
10	14.5	4.2	250	110	10
12	17	5.6	250	118	10
13	18	6	250	122	10
14	19	6.4	250	124	10

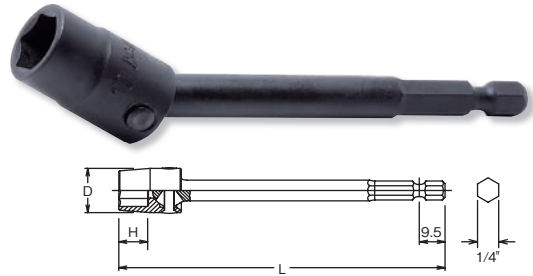


113UN-100 / -150 / -200

6-point Universal Joint Nut Setters
6-kant Steckschlüsselklingen mit Gelenk
Douilles 6-pans articulées à embout

113UN-100 (mm)	D (mm)	H (mm)	L (mm)	(g)	(pcs.)
8	13	7	100	50	10
10	15	8	100	53	10
12	17	10	100	56	10
13	18	10	100	65	10
14	19.2	10	100	67	10

113UN-150 (mm)	D (mm)	H (mm)	L (mm)	(g)	(pcs.)
8	13	7	150	65	10
10	15	8	150	70	10
12	17	10	150	77	10
13	18	10	150	92	10
14	19.2	10	150	92	10



113UN-200 (mm)	D (mm)	H (mm)	L (mm)	(g)	(pcs.)
8	13	7	200	75	10
10	15	8	200	87	10
12	17	10	200	98	10
13	18	10	200	116	10
14	19.2	10	200	116	10

115G-75 / -100 / -150 / -200 / -250

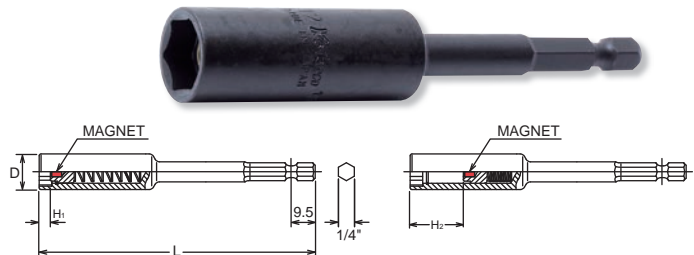
Nut Setters with sliding Magnet
Steckschlüssel Klingen mit versenkbarem Magnet
Embouts avec aimant, glissant pour écrous



115G-75 (mm)	D (mm)	H ₁ (mm)	H ₂ (mm)	L (mm)	(g)	(pcs.)
7	11.5	3.5	26	75	34	10
8	12.7	4	26	75	41	10
10	14.5	4.5	26	75	48	10
12	17	6	26	75	65	10
13	18	6.5	25	75	70	10
14	19	7	24	75	73	10

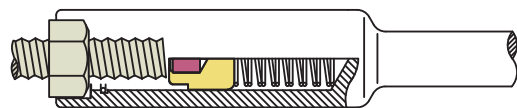
115G-150 (mm)	D (mm)	H ₁ (mm)	H ₂ (mm)	L (mm)	(g)	(pcs.)
7	11.5	3.5	26	150	67	10
8	12.7	4	26	150	70	10
10	14.5	4.5	26	150	77	10
12	17	6	26	150	95	10
13	18	6.5	25	150	100	10
14	19	7	24	150	105	10

115G-250 (mm)	D (mm)	H ₁ (mm)	H ₂ (mm)	L (mm)	(g)	(pcs.)
8	12.7	4	26	250	110	10
10	14.5	4.5	26	250	120	10
12	17	6	26	250	130	10
13	18	6.5	25	250	150	10



115G-100 (mm)	D (mm)	H ₁ (mm)	H ₂ (mm)	L (mm)	(g)	(pcs.)
7	11.5	3.5	26	100	51	10
8	12.7	4	26	100	51	10
10	14.5	4.5	26	100	57	10
12	17	6	26	100	77	10
13	18	6.5	25	100	80	10
14	19	7	24	100	82	10

115G-200 (mm)	D (mm)	H ₁ (mm)	H ₂ (mm)	L (mm)	(g)	(pcs.)
7	11.5	3.5	26	200	86	10
8	12.7	4	26	200	89	10
10	14.5	4.5	26	200	96	10
12	17	6	26	200	119	10
13	18	6.5	25	200	125	10
14	19	7	24	200	128	10



Sliding magnet system provides bolt clearance and magnetic function at the same time. The item 115G is mainly designed for assembly line work.

Die Steckschlüsselklinge mit versenkbarem Magnet bietet die Funktion eines Haltemagneten und genügend Freiraum für überstehende Bolzen. Dieses Werkzeug eignet sich vor allem für Montagearbeiten.

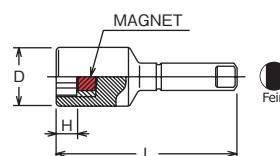
L'embout avec aimant glissant offre une fonction d'aimant et laisse assez d'espace pour des goujons surmontés. L'objet 115G a été conçu spécialement pour le travail d'assemblage.

119 (mm)	D (mm)	H (mm)	L (mm)	(g)	(pcs.)
5.5	9	2.1	50	17	10
6	10	2.4	50	20	10
7	11	2.8	50	22	10
8	12	3.5	50	23	10
10	14.2	4.2	50	30	10
12	17	5.6	50	42	10
13	18	6	50	52	10

119 (inch)	D (mm)	H (mm)	L (mm)	(g)	(pcs.)
1/4	10	1.8	50	20	10
5/16	12	3.5	50	23	10
3/8	14.2	4.2	50	30	10


119

Nut Setters with Magnet
Steckschlüssel Klingen mit Magnet
Embouts avec aimant pour écrous

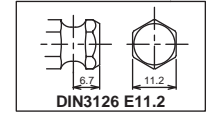


183H-35/-75/-150

Hex Bits
Sechskant Bits
Embouts, 6 pans creux



183H-35 (inch)	L (mm)	(g)	(pcs.)
3/16	35	15	10
7/32	35	16	10
1/4	35	18	10
5/16	35	20	10
3/8	35	26	10
7/16	35	28	10
1/2	35	38	10




183H-35 (mm)	L (mm)	(g)	(pcs.)
3	35	15	10
4	35	15	10
5	35	15	10
6	35	18	10
7	35	19	10
8	35	20	10
9	35	23	10
10	35	26	10
11	35	28	10
12	35	30	10
14	35	35	10
16	35	47	10
17	35	50	10
18	35	53	10
19	35	56	10

183H-75 (mm)	L (mm)	R (mm)	(g)	(pcs.)
3	75	6.0	34	10
4	75	6.0	35	10
5	75	6.5	36	10
6	75	7.5	39	10
7	75	8.5	44	10
8	75	9.5	47	10
10	75	-	57	10
11	75	-	60	10
12	75	-	65	10
14	75	-	79	10

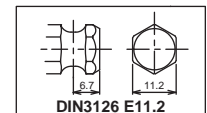
183H-150 (mm)	L (mm)	R (mm)	(g)	(pcs.)
4	150	6.0	51	10
5	150	6.5	55	10
6	150	7.5	65	10
8	150	9.5	87	10
10	150	-	118	10
12	150	-	136	10

183T-35/-75/-150 (T)

TORX® Bits
TORX® Bits
Embouts, TORX®



183T-35 (T)	L (mm)	(g)	(pcs.)
T25	35	18	10
T30	35	18	10
T40	35	20	10
T45	35	22	10
T50	35	26	10
T55	35	30	10
T60	35	38	10

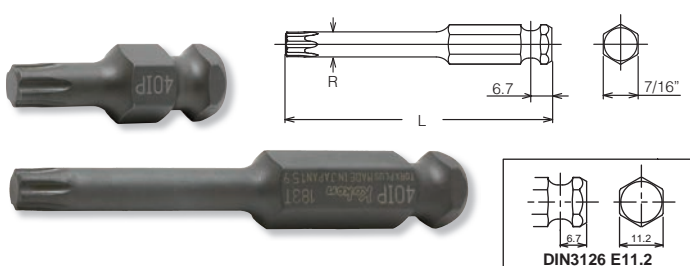


183T-75 (T)	L (mm)	R (mm)	(g)	(pcs.)
T30	75	6.0	35	10
T40	75	6.9	37	10
T45	75	8.0	41	10
T50	75	9.0	45	10
T55	75	11.4	55	10
T60	75	13.5	67	10

183T-150 (T)	L (mm)	R (mm)	(g)	(pcs.)
T30	150	6.0	50	10
T40	150	6.9	58	10
T45	150	8.0	70	10
T50	150	9.0	82	10
T55	150	11.4	113	10

183T-35/-75 (IP)

TORXPLUS® Bits
TORXPLUS® Bits
Embouts TORXPLUS®

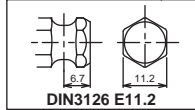


183T-35 (IP)	L (mm)	(g)	(pcs.)
30IP	35	18	10
40IP	35	20	10
45IP	35	22	10
50IP	35	26	10
55IP	35	30	10
60IP	35	38	10

183T-75 (IP)	L (mm)	R (mm)	(g)	(pcs.)
30IP	75	6.0	35	10
40IP	75	6.8	37	10
45IP	75	8.0	41	10
50IP	75	9.0	45	10
55IP	75	11.4	56	10
60IP	75	13.5	67	10

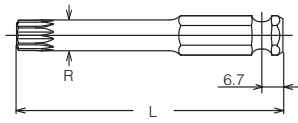
The items with ⚠ have larger output size than 7/16" input hex drive. Due to this design the Maximum output torque rating is less than standards.

183X-35 (XZN)	L (mm)	(g)	(pcs.)
M 4	35	18	
M 5	35	18	10
M 6	35	20	10
M 8	35	22	10
M10	35	26	10
M12	35	30	10
M14	35	38	10



183X-35/-75/-150 (XZN)

XZN Bits
XZN Bits
Emboutis, XZN



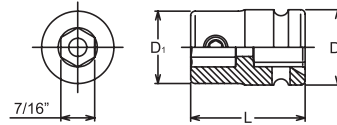
183X-75 (XZN)	L (mm)	R (mm)	(g)	(pcs.)
M 4	75	6.0	34	10
M 5	75	6.0	34	10
M 6	75	6.2	36	10
M 8	75	7.4	39	10
M10	75	9.8	54	10
M12	75	11.7	57	10
M14	75	13.5	67	10

183X-150 (XZN)	L (mm)	R (mm)	(g)	(pcs.)
M 5	150	6.0	50	10
M 6	150	6.2	53	10
M 8	150	7.4	64	10
M10	150	9.8	93	10
M12	150	11.7	121	10

⚠ The items with ⚠ have larger output size than 7/16" input hex drive.
Due to this design the Maximum output torque rating is less than standards.

13134 Impact Bit Holder 14134 Impact Klingenhalter 16134 Porte embouts Impact

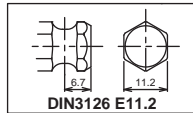
	□	D ₁ (mm)	D ₂ (mm)	L (mm)	(g)	(pcs.)	⚡
13134	3/8"	24	22	32	70	10	*1
14134	1/2"	24	25	38	90	10	*2
16134	3/4"	24	44	52	200	2	*3



*1 C-Ring=C32, Pin/O-Ring=A32/B32
*2 C-Ring=C41, Pin/O-Ring=A41/B41
*3 C-Ring=C61, Pin/O-Ring=A61/B61

➔ P110-111

For DIN3126 E11.2 Bits
Für DIN3126 E11.2 Bits
Pour DIN3126 E11.2 Embouts



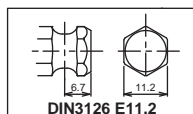
13134-SC
Replacement Screw : M8x6, ● 4mm
Ersatzschraube : M8x6, ● 4mm
Vis de remplacement : M8x6, ● 4mm

	□	D ₁ (mm)	D ₂ (mm)	L (mm)	(g)	(pcs.)	⚡
13142-F11.2	3/8"	18.9	22	46	116	10	*1
14142-F11.2	1/2"	18.9	25	46	207	10	*2

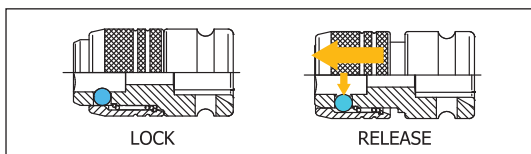
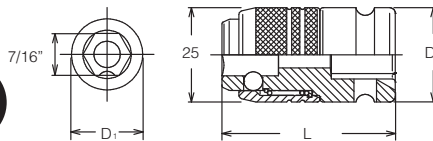
*1 C-Ring=C32, Pin/O-Ring=A32/B32
*2 C-Ring=C41, Pin/O-Ring=A41/B41

➔ P110-111

For DIN3126 E11.2 Bits
Für DIN3126 E11.2 Bits
Pour DIN3126 E11.2 Embouts



13142-F11.2 Impact Bit Holder (Quick Release) 14142-F11.2 Impact Klingenhalter (Quick Release) Porte embouts Impact (Quick Release)



Adaptors with male Square
Verbindungssteile mit Aussenvierkant
Adaptateurs avec carré mâle

BITS, NUT SETTERS AND ADAPTORS

IMPACT SOCKETS

SLEEVE-DRIVE SOCKETS

PROTECTOR

INDUSTRIAL SOCKETS

TOOLS FOR CONSTRUCTION SITES


110-35B / -50B / -100B / -150B
-35P / -50P / -100P / -150P



110		TYPE	L (mm)	(g)	(pcs.)
35B	1/4"	Ball	35	9	10
35P		Pin	35	9	10
50B		Ball	50	15	10
50P		Pin	50	15	10
100B		Ball	100	34	10
100P		Pin	100	34	10
150B	Ball	150	54	10	
150P	Pin	150	54	10	


● DIN 3126 Form E 6.3

112-50B / -100B / -150B
-50P / -100P / -150P




112		TYPE	L (mm)	(g)	(pcs.)
50B	3/8"	Ball	50	22	10
50P		Pin	50	22	10
100B		Ball	100	71	10
100P		Pin	100	71	10
150B		Ball	150	121	10
150P		Pin	150	121	10

● DIN 3126 Form E 6.3



135E-60B / -60P



135E		TYPE	L (mm)	(g)	(pcs.)
60B	1/2"	Ball	60	46	10
60P		Pin	60	46	10

● DIN 3126 Form E 6.3


117-50B / -100B
-50P / -100P



117		TYPE	L (mm)	(g)	(pcs.)
50B	1/4"	Ball	50	15	10
50P		Pin	50	15	10
100B		Ball	100	71	10
100P		Pin	100	71	10

● DIN 3126 Form G7

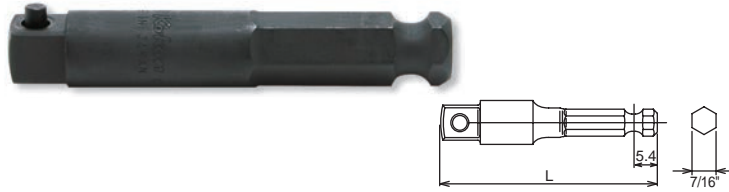
120-50B / -50P



120		TYPE	L (mm)	(g)	(pcs.)
50B	3/8"	Ball	50	27	10
50P		Pin	50	27	10

● DIN 3126 Form E 8

186-75P



186		L (mm)	(g)	(pcs.)
75P	3/8"	75	65	10
75P	1/2"	75	85	10

● DIN 3126 Form E 11.2

IMPACT

SOCKETS
STECKSCHLÜSSEL
DOUILLES

1/4"

3/8"

1/2"

5/8"

3/4"

1"

1-1/2"

2-1/2"

3-1/2"



Impact Sockets		Square Drive							
		1"(25,4mm)SQ.		1,1/2"(38,1mm)SQ.		2,1/2"(63,5mm)SQ.		3,1/2"(88,9mm)SQ.	
		No.	Page	No.	Page	No.	Page	No.	Page
Standard Sockets	6-point	18400M mm 86	17400M mm 96	19400M mm 100	10400M mm 102				
	6-point (Thin-walled)	18400A inch 86	17400A inch 96	19400A inch 100	10400A inch 102				
	6-point (with Magnet)	18401M mm 87							
	6-point (with Magnet)	18401A inch 87							
	12-point	18405M mm 87	17405M mm 97						
	12-point (Thin-walled)	18405A inch 87	17405A inch 97						
	Surface	18410M mm 88							
	PATHFINDER®								
	TORX® (E)								
	TORX® (E)(with Magnet)								
	TORXplus® (EP)								
	LH-S								
	for Self Tapping Screws								
	for Self Tapping Screws (with Magnet)								
	Double Square								
for Weld Nut									
Short Sockets	6-point (Thin-walled)								
Semi Deep Sockets	6-point (Thin-walled)	18301X mm 89							
	6-point (with Slide Magnet)								
Deep Sockets	6-point	18300M mm 88	17300M mm 97	19300M mm 101					
	6-point (Thin-walled)	18300A inch 88	17300A inch 97						
	6-point (Thin-walled)	18301M mm 89							
	6-point (Thin-walled)	18301A inch 89							
	6-point (with Slide Magnet)								
	12-point								
	12-point (Thin-walled)								
Extension Sockets	Surface	18310M mm 89							
	PATHFINDER®								
	TORX® (E)								
	6-point	18104M mm 91							
Universal Sockets	6-point (with Magnet)								
	12-point								
	6-point (Extension)								
Bit Sockets	TORX® (E)								
	Hexagon								
Bit Sockets (Bit changeable)	Hexagon	18106-16 mm 92	17108-32 mm 98						
	Hexagon	18107-22 mm 93							
	Hexagon	18108-32 mm 94							
	TORX® (T)								
Universal Bit Sockets	TORXplus® (IP)								
	XZN (Triple Square)								
	Hexagon								
Extension Bars	Hexagon (Extension)								
	Extension Bars	18760 94	17760 99	19760 101					
Universal Joints	Universal Joints	18770 95	17770 99	19770 101					
	Universal Joints	18771 95							
Adaptors	Adaptors	18866A 95	17788A 99	19977A 101	10099A 102				
	Adaptors	18877A 95	17799A 99						
Locking Adaptors	Locking Adaptors	18888AL 95							

Impact Sockets Impact Steckschlüssel Douilles Impact

1/4"

BITS, NUT SETTERS AND ADAPTORS

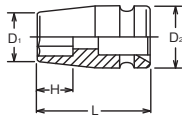
IMPACT SOCKETS

12400M / 12400A

6-point Sockets
6-kant Steckschlüssel
Douilles 6-pans



FLAT DRIVE®



12400A (inch)	D ₁ (mm)	D ₂ (mm)	H (mm)	L (mm)	(g)	(pcs.)	
5/32	7.5	13	4	23	14	10	*1
3/16	8.1	13	4	23	14	10	*1
7/32	9.4	13	4	23	16	10	*1
1/4	10	13	5	23	14	10	*1
9/32	11.3	13	5	23	14	10	*1
5/16	12.5	13	6	23	14	10	*1
11/32	13.8	13	7	23	14	10	*1
3/8	15	13	7	23	15	10	*1
7/16	16.3	13	8	23	18	10	*1
1/2	18.8	13	8	23	19	10	*1
9/16	20	13	9	23	20	10	*1

*1 Pin/O-Ring=A21/B21 → P111

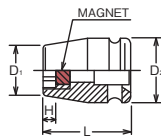
12400M (mm)	D ₁ (mm)	D ₂ (mm)	H (mm)	L (mm)	(g)	(pcs.)	
4	7.5	13	4	23	14	10	*1
4.5	8.1	13	4	23	14	10	*1
5	8.8	13	4	23	14	10	*1
5.5	9.4	13	4	23	14	10	*1
6	10	13	5	23	14	10	*1
7	11.3	13	5	23	14	10	*1
8	12.5	13	6	23	14	10	*1
9	13.8	13	7	23	14	10	*1
10	15	13	7	23	15	10	*1
11	16.3	13	8	23	18	10	*1
12	17.5	13	8	23	19	10	*1
13	18.8	13	8	23	19	10	*1
14	20	13	9	23	20	10	*1

*1 Pin/O-Ring=A21/B21 → P111

SLEEVE-DRIVE SOCKETS

12400MG / 12400AG

6-point Sockets with Magnet
6-kant Steckschlüssel mit Magnet
Douilles 6-pans avec aimant



12400AG (inch)	D ₁ (mm)	D ₂ (mm)	H (mm)	L (mm)	(g)	(pcs.)	
3/16	8.1	13	2.1	23	13	10	*1
1/4	10	13	2.4	23	16	10	*1
5/16	12.5	13	3.5	23	17	10	*1
11/32	13.8	13	3.8	23	18	10	*1
3/8	15	13	4.2	23	18	10	*1
7/16	16.3	13	4.9	23	21	10	*1
1/2	18.8	13	6	25	21	10	*1
9/16	20	13	6.4	25	20	10	*1

*1 Pin/O-Ring=A21/B21 → P111

12400MG (mm)	D ₁ (mm)	D ₂ (mm)	H (mm)	L (mm)	(g)	(pcs.)	
4	7.5	13	2.1	23	12	10	*1
4.5	8.1	13	2.1	23	13	10	*1
5	8.8	13	2.1	23	15	10	*1
5.5	9.4	13	2.1	23	15	10	*1
6	10	13	2.4	23	16	10	*1
7	11.3	13	2.8	23	16	10	*1
8	12.5	13	3.5	23	17	10	*1
9	13.8	13	3.8	23	18	10	*1
10	15	13	4.2	23	18	10	*1
11	16.3	13	4.9	23	21	10	*1
12	17.5	13	5.6	25	21	10	*1
13	18.8	13	6	25	21	10	*1
14	20	13	6.4	25	20	10	*1

*1 Pin/O-Ring=A21/B21 → P111

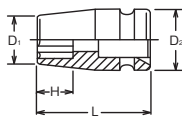
PROTECTOR

12410M

Surface Drive Sockets
Surface Drive Steckschlüssel
Douilles, Surface Drive



SURFACE DRIVE



12410M (mm)	D ₁ (mm)	D ₂ (mm)	H (mm)	L (mm)	(g)	(pcs.)	
6	10	13	5	23	14	10	*1
7	11.3	13	5	23	15	10	*1
8	12.5	13	6	23	15	10	*1
9	13.8	13	7	23	14	10	*1
10	15	13	7	23	14	10	*1
11	16.3	13	8	23	17	10	*1
12	17.5	13	8	23	19	10	*1
13	18.8	13	8	23	19	10	*1

*1 Pin/O-Ring=A21/B21 → P111

INDUSTRIAL SOCKETS

TOOLS FOR CONSTRUCTION SITES

SURFACE DRIVE

Surface drive sockets are designed to retain contact with the flat sides of the nut in order to transmit higher torque and reduce nut wear. These sockets are ideal for using on polished nuts, aluminum nuts and nuts with worn out points.

Das Profil unserer Surface-Drive Steckschlüssel greift die Schraube an deren Flächen. Dies sichert eine höhere Kraftübertragung und verhindert ein Durchrutschen des Steckschlüssels. Diese Steckschlüssel eignen sich besonders für polierte Schrauben, Aluminium Schrauben und Schrauben bei denen die Ecken bereits abgerundet sind.

Notre profil Surface Drive assure le contact entre la douille et les plats de l'écrou. Ceci réduit l'usure et permet la transmission d'un couple plus élevé. C'est une solution idéale pour les écrous polies, celles en aluminium ou arrondies.

1/4"

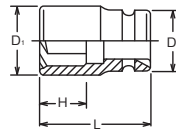
Impact Sockets
Impact Steckschlüssel
Douilles Impact

12465M (mm)	D ₁ (mm)	D ₂ (mm)	H (mm)	L (mm)	(g)	(pcs.)	
10	15	13	8	23	17	10	*1
11	16.3	13	8	23	18	10	*1
12	17.5	13	9	23	18	10	*1
13	18.8	13	9	23	20	10	*1

*1 Pin/O-Ring=A21/B21 → P111



12465M Pathfinder Sockets
Pathfinder Steckschlüssel
Douilles Pathfinder



PATHFINDER®

The beveled flats of the 6-points opening of the PATHFINDER socket engage the nut almost immediately. PATHFINDER sockets are ideal for using with power tools in automatic assembly processes, as the power tool does not have to be totally stopped for the socket to engage the nut.

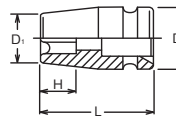
Da die Maschine nicht nach jedem Schraubvorgang angehalten werden muss, ergibt sich eine erhöhte Produktivität, die sich bei vollautomatischen Maschinen (Mehrspendelschrauber) ganz besonders auswirkt.

Les parois en biais des douilles en 6-pans Pathfinder assurent l'engagement quasi immédiat de l'écrou. Le fait de ne pas devoir arrêter la machine après chaque serrage, engendre une productivité supérieure dans les chaînes de montage automatiques.

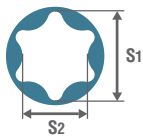
12425 (E)	D ₁ (mm)	D ₂ (mm)	H (mm)	L (mm)	(g)	(pcs.)	
E 4	6.6	13	4.6	23	14	10	*1
E 5	7.7	13	5.2	23	15	10	*1
E 6	8.7	13	5.4	23	15	10	*1
E 7	9.2	13	6.6	23	15	10	*1
E 8	9.7	13	7	23	15	10	*1
E10	12.2	13	8.2	23	15	10	*1

*1 Pin/O-Ring=A21/B21 → P111

12425 TORX® Sockets
TORX® Steckschlüssel
Douilles TORX®



TORX® (E)



E	E4	E5	E6	E7	E8	E10	E11	E12	E14	E16	E18	E20	E22	E24	E26	E28	E30	E32
S ₁ (ref. mm)	3.7	4.6	5.6	6.1	7.4	9.3	9.9	11.0	12.8	14.6	16.5	18.3	20.1	22.0	23.7	25.5	27.3	29.0
S ₂ (ref. mm)	2.7	3.3	4.0	4.3	5.3	6.8	7.1	7.9	9.2	10.5	11.9	13.2	14.8	15.7	17.5	18.3	20.0	21.3

12460M (mm)	D ₁ (mm)	D ₂ (mm)	H (mm)	L (mm)	(g)	(pcs.)	
5.5	9.7	13	4	23	15	10	*1
6	10.3	13	5	23	15	10	*1
7	11.6	13	5	23	16	10	*1
8	12.8	13	6	23	16	10	*1
10	15.3	13	7	23	19	10	*1
13	19.1	13	8	23	23	10	*1

*1 Pin/O-Ring=A21/B21 → P111

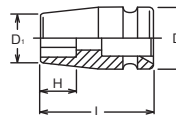
12460A (inch)	D ₁ (mm)	D ₂ (mm)	H (mm)	L (mm)	(g)	(pcs.)	
1/4	10.3	13	5	23	15	10	*1
5/16	12.8	13	6	23	16	10	*1
3/8	15.3	13	7	23	19	10	*1
1/2	19.1	13	8	23	23	10	*1

12460MG (mm)	D ₁ (mm)	D ₂ (mm)	H (mm)	L (mm)	(g)	(pcs.)	
5.5	9.7	13	2.1	23	16	10	*1
6	10.3	13	2.4	23	16	10	*1
7	11.6	13	2.8	23	16	10	*1
8	12.8	13	3.5	25	18	10	*1
10	15.3	13	4.2	28	20	10	*1
12	17.9	13	8	30	41	10	*1
13	19.1	13	6	30	23	10	*1
14	20	13	6.4	30	24	10	*1

12460AG (inch)	D ₁ (mm)	D ₂ (mm)	H (mm)	L (mm)	(g)	(pcs.)	
1/4	10.3	13	2.4	23	16	10	*1
5/16	12.8	13	3.5	25	18	10	*1
3/8	15.3	13	4.2	28	20	10	*1
7/16	16.6	13	4.9	29	27	10	*1
1/2	19.1	13	6	30	23	10	*1

*1 Pin/O-Ring=A21/B21 → P111

12460M / 12460A For Self-Tapping Screws
Für selbstschneidende Schrauben
Pour vis auto-taraudeuses



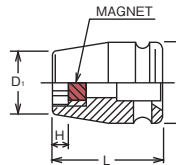
Socket for Self-Tapping Screws without infeed slope.

Steckschlüssel für selbstschneidende Schrauben 6-kant ohne Einlaufschräge.

Douille pour vis auto-taraudeuses hexagonales sans biseau d'entrée.

12460MG / 12460AG

With Magnet for Self-Tapping Screws
mit Magnet für selbstschneidende Schrauben
avec aimant pour vis auto-taraudeuses



Socket with Magnet for Self-Tapping Screws without infeed slope.

Steckschlüssel mit Magnet für Selbstschneidende Schrauben 6-kant ohne Einlaufschräge.

Douille avec aimant pour vis auto-taraudeuses hexagonales sans biseau d'entrée.

Impact Sockets

Impact Steckschlüssel

Douilles Impact

1/4"

BITS, NUT SETTERS AND ADAPTORS

IMPACT SOCKETS

SLEEVE-DRIVE SOCKETS

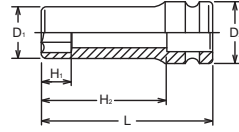
PROTECTOR

INDUSTRIAL SOCKETS

TOOLS FOR CONSTRUCTION SITES

12300M

6-point Sockets, deep
6-kant Steckschlüssel, lang
Douilles longues, 6-pans

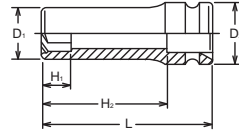


12300M (mm)	D ₁ (mm)	D ₂ (mm)	H ₁ (mm)	H ₂ (mm)	L (mm)	(g)	(pcs.)	
6	10	13	6	38	48	26	10	*1
7	11.3	13	7	38	48	30	10	*1
8	12.5	13	8	38	48	32	10	*1
10	15	13	10	37	48	34	10	*1
11	16.3	13	11	37	48	46	10	*1
12	17.5	13	12	37	48	49	10	*1
13	18.8	13	13	37	48	52	10	*1
14	20	13	14	36	48	57	10	*1

*1 Pin/O-Ring=A21/B21 → P111

12365M

Pathfinder Sockets, deep
Pathfinder Steckschlüssel, lang
Douilles longues, Pathfinder

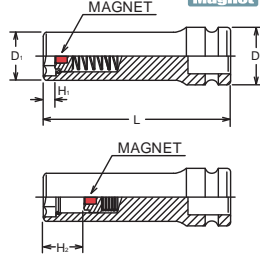


12365M (mm)	D ₁ (mm)	D ₂ (mm)	H ₁ (mm)	H ₂ (mm)	L (mm)	(g)	(pcs.)	
10	15	13	8	37	48	34	10	*1
11	16.3	13	8	37	48	46	10	*1
12	17.5	13	9	37	48	49	10	*1
13	18.8	13	9	37	48	52	10	*1

*1 Pin/O-Ring=A21/B21 → P111

12300G

Impact Socket with Sliding Magnet
Impact Steckschlüssel mit versenkbarem Magnet
Douilles Impact avec aimant, glissant pour écrous

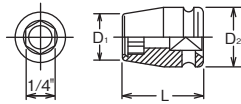


12300G (mm)	D ₁ (mm)	D ₂ (mm)	H ₁ (mm)	H ₂ (mm)	L (mm)	(g)	(pcs.)	
8	12.5	13	4	22	48	32	10	*1
10	15	13	4.5	20.5	48	34	10	*1
12	17.5	13	6	24.5	48	49	10	*1
13	18.8	13	6.5	23	48	52	10	*1
14	20	13	7	21	48	57	10	*1

*1 Pin/O-Ring=A21/B21 → P111

12139

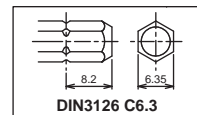
Impact Bit Holder
Impact Klingenhalter
Porte embouts Impact



	D ₁ (mm)	D ₂ (mm)	L (mm)	(g)	(pcs.)	
12139-1/4	11	13	25	15	10	*1

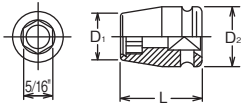
*1 Pin/O-Ring=A21/B21 → P111

For DIN3126 C6.3 Bits
Für DIN3126 C6.3 Bits
Pour DIN3126 C6.3 Embouts



12140

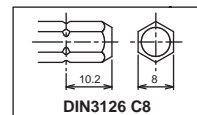
Impact Bit Holder
Impact Klingenhalter
Porte embouts Impact



	D ₁ (mm)	D ₂ (mm)	L (mm)	(g)	(pcs.)	
12140-5/16	14	13	25	15	10	*1

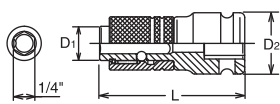
*1 Pin/O-Ring=A21/B21 → P111

For DIN3126 C8 Bits
Für DIN3126 C8 Bits
Pour DIN3126 C8 Embouts



12142-F6.3

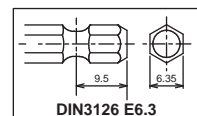
Impact Bit Holder
Impact Klingenhalter
Porte embouts Impact



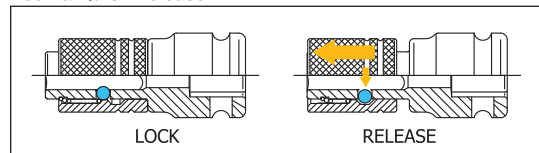
	D ₁ (mm)	D ₂ (mm)	L (mm)	(g)	(pcs.)	
12142-F6.3	16.5	13	40	22	10	*1

*1 Pin/O-Ring=A21/B21 → P111

For DIN3126 E6.3 Bits
Für DIN3126 E6.3 Bits
Pour DIN3126 E6.3 Embouts



Lock & Quick Release




You may not hold the sliding part while moving to avoid heating up by friction and reduction by wear.

	TYPE	D (mm)	L (mm)	(g)	(pcs.)	
12760-55P	Pin	13	55	26	10	*1
12760-75P	Pin	13	75	45	10	*1
12760-100P	Pin	13	100	50	10	*1
12760-150P	Pin	13	150	60	10	*1
12760-200P	Pin	13	200	80	10	*1

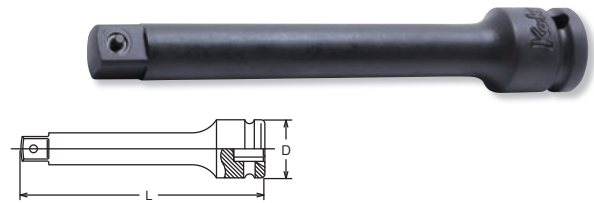
	TYPE	D (mm)	L (mm)	(g)	(pcs.)	
12760-55	Hole	13	55	26	10	*1
12760-75	Hole	13	75	45	10	*1
12760-100	Hole	13	100	50	10	*1
12760-150	Hole	13	150	60	10	*1

*1 Pin/O-Ring=A21/B21 → P111



12760-P 12760

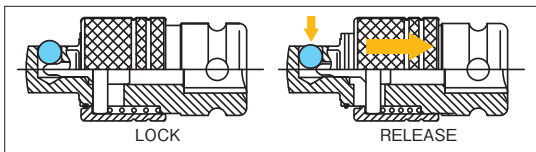
Extension Bars
Verlängerungen
Rallonges



	L (mm)	(g)	(pcs.)	
12222AL	35	30	10	*1

*1 Pin/O-Ring=A21/B21 → P111

Lock & Quick Release



⚠ You may not hold the sliding part while moving to avoid heating up by friction and reduction by wear.



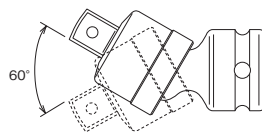
12222AL

Adaptor (Quick Release)
Schnellwechsel-Verbindungsstück ⚠
Adaptateur autoserrant



	TYPE	L (mm)	(g)	(pcs.)	
12770-P	Pin	39	30	10	*1
12770	Hole	39	30	10	*1

*1 Pin/O-Ring=A21/B21 → P111



12770-P 12770

Universal Joint
Gelenk-Einsatz
Joint articulé



Our ball joints are spring-loaded and can therefore be adjusted to an angle of max. 30°.

Unsere Kugelgelenke sind federbelastet dadurch sind sie auf einen Winkel von max 30° einstellbar.

Nos joints à rotule sont à ressort et peuvent donc être réglés jusqu'à un angle de 30° maximum.

	TYPE	(sq.)	(sq.)	L (mm)	(g)	(pcs.)	
12233A-P	Pin	1/4"	3/8"	22	15	10	*1
12233A	Hole	1/4"	3/8"	22	15	10	*1

*1 Pin/O-Ring=A21/B21 → P111

12233A-P 12233A

Adaptor
Verbindungsstück
Augmentateur



Impact Sockets Impact Steckschlüssel Douilles Impact

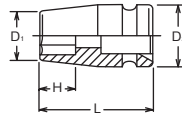
3/8"

BITS, NUT SETTERS AND ADAPTORS

IMPACT SOCKETS

13400M / 13400A

6-point Sockets
6-kant Steckschlüssel
Douilles 6-pans



13400A (inch)	D ₁ (mm)	D ₂ (mm)	H (mm)	L (mm)	(g)	(pcs.)	
1/4	10.8	19	5	32	40	10	*1
5/16	13.3	19	6	32	40	10	*1
3/8	15.8	19	7	32	40	10	*1
7/16	17	19	8	32	41	10	*1
1/2	19.5	22	10	32	56	10	*2
9/16	20.8	22	10	32	56	10	*2
5/8	23.3	22	11	32	57	10	*2
11/16	24.5	22	12	32	60	10	*2
3/4	27	22	12	32	67	10	*2
13/16	29.5	22	12	32	71	10	*2
7/8	30.8	22	13	32	72	10	*2

*1 C-Ring=C31, Pin/O-Ring=A31/B31 → P110-111
*2 C-Ring=C32, Pin/O-Ring=A32/B32

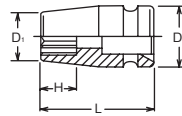
13400M (mm)	D ₁ (mm)	D ₂ (mm)	H (mm)	L (mm)	(g)	(pcs.)	
6	10.8	19	5	32	40	10	*1
7	12	19	5	32	40	10	*1
8	13.3	19	6	32	40	10	*1
9	14.5	19	7	32	40	10	*1
10	15.8	19	7	32	40	10	*1
11	17	19	8	32	41	10	*1
12	18.3	19	9	32	43	10	*1
13	19.5	22	10	32	56	10	*2
14	20.8	22	10	32	56	10	*2
15	22	22	11	32	56	10	*2
16	23.3	22	11	32	57	10	*2
17	24.5	22	12	32	60	10	*2
18	25.8	22	12	32	62	10	*2
19	27	22	12	32	67	10	*2
20	28.3	22	12	32	70	10	*2
21	29.5	22	12	32	71	10	*2
22	30.8	22	13	32	72	10	*2
23	32	22	13	32	75	10	*2
24	33.3	22	13	32	78	10	*2

*1 C-Ring=C31, Pin/O-Ring=A31/B31 → P110-111
*2 C-Ring=C32, Pin/O-Ring=A32/B32

SLEEVE-DRIVE SOCKETS

13405M / 13405A

12-point Sockets
12-kant Steckschlüssel
Douilles 12-pans



13405A (inch)	D ₁ (mm)	D ₂ (mm)	H (mm)	L (mm)	(g)	(pcs.)	
1/4	10.8	19	5	32	40	10	*1
5/16	13.3	19	6	32	40	10	*1
3/8	15.8	19	7	32	40	10	*1
7/16	17	19	8	32	41	10	*1
1/2	19.5	22	10	32	56	10	*2
9/16	20.8	22	10	32	56	10	*2
5/8	23.3	22	11	32	57	10	*2
11/16	24.5	22	12	32	60	10	*2
3/4	27	22	12	32	67	10	*2
13/16	29.5	22	12	32	71	10	*2
7/8	30.8	22	13	32	72	10	*2

*1 C-Ring=C31, Pin/O-Ring=A31/B31 → P110-111
*2 C-Ring=C32, Pin/O-Ring=A32/B32

13405M (mm)	D ₁ (mm)	D ₂ (mm)	H (mm)	L (mm)	(g)	(pcs.)	
8	13.3	19	6	32	40	10	*1
9	14.5	19	7	32	40	10	*1
10	15.8	19	7	32	40	10	*1
11	17	19	8	32	41	10	*1
12	18.3	19	9	32	43	10	*1
13	19.5	22	10	32	56	10	*2
14	20.8	22	10	32	56	10	*2
15	22	22	11	32	56	10	*2
16	23.3	22	11	32	57	10	*2
17	24.5	22	12	32	60	10	*2
18	25.8	22	12	32	62	10	*2
19	27	22	12	32	67	10	*2

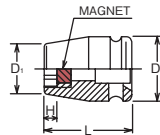
*1 C-Ring=C31, Pin/O-Ring=A31/B31 → P110-111
*2 C-Ring=C32, Pin/O-Ring=A32/B32

PROTECTOR

INDUSTRIAL SOCKETS

13400MG / 13400AG

6-point Sockets with Magnet
6-kant Steckschlüssel mit Magnet
Douilles 6-pans avec aimant



13400AG (inch)	D ₁ (mm)	D ₂ (mm)	H (mm)	L (mm)	(g)	(pcs.)	
1/4	10.8	19	2.4	32	46	10	*1
5/16	13.3	19	3.5	32	45	10	*1
11/32	14.5	19	3.8	32	44	10	*1
3/8	15.8	19	4.2	32	49	10	*1
7/16	17	19	4.9	32	50	10	*1
1/2	19.5	22	6	32	70	10	*2
9/16	20.8	22	6.4	32	76	10	*2
5/8	23.3	22	7	32	88	10	*2
11/16	24.5	22	7.5	32	95	10	*2
3/4	27	22	8	32	116	10	*2

*1 C-Ring=C31, Pin/O-Ring=A31/B31 → P110-111
*2 C-Ring=C32, Pin/O-Ring=A32/B32

13400MG (mm)	D ₁ (mm)	D ₂ (mm)	H (mm)	L (mm)	(g)	(pcs.)	
6	10.8	19	2.4	32	46	10	*1
7	12	19	2.8	32	45	10	*1
8	13.3	19	3.5	32	45	10	*1
9	14.5	19	3.8	32	44	10	*1
10	15.8	19	4.2	32	49	10	*1
11	17	19	4.9	32	50	10	*1
12	18.3	19	5.6	32	55	10	*1
13	19.5	22	6	32	70	10	*2
14	20.8	22	6.4	32	76	10	*2
15	22	22	6.8	32	76	10	*2
16	23.3	22	7	32	88	10	*2
17	24.5	22	7.5	32	95	10	*2
18	25.8	22	7.8	32	105	10	*2
19	27	22	8	32	116	10	*2
21	29.5	22	8	32	125	10	*2
22	30.8	22	9.5	32	135	10	*2

*1 C-Ring=C31, Pin/O-Ring=A31/B31 → P110-111
*2 C-Ring=C32, Pin/O-Ring=A32/B32

TOOLS FOR CONSTRUCTION SITES

3/8"

Impact Sockets
Impact Steckschlüssel
Douilles Impact

13401M (mm)	D ₁ (mm)	D ₂ (mm)	H (mm)	L (mm)	(g)	(pcs.)	
6	9.8	18.5	5	32	28	10	*1
7	11	18.5	5	32	30	10	*1
8	12.3	18.5	6	32	31	10	*1
9	13.5	18.5	7	32	32	10	*1
10	14.8	18.5	7	32	34	10	*1
11	16	18.5	8	32	35	10	*1
12	17.3	18.5	9	32	36	10	*1
13	18.5	21.5	10	32	43	10	*2
14	19.8	21.5	10	32	49	10	*2
15	21	21.5	11	32	49	10	*2
16	22.3	21.5	11	32	51	10	*2
17	23.5	21.5	12	32	54	10	*2
18	24.8	21.5	12	32	57	10	*2
19	26	21.5	12	32	60	10	*2
20	27.3	21.5	12	32	65	10	*2
21	28.5	21.5	12	32	70	10	*2
22	29.8	21.5	13	32	73	10	*2
23	31	21.5	13	32	73	10	*2
24	32.3	21.5	13	32	75	10	*2

*1 C-Ring=C31, Pin/O-Ring=A31/B31
*2 C-Ring=C32, Pin/O-Ring=A32/B32

→ P110-111

RS13401M/9	9 Pieces Set/Rail 250mm	(g)
8, 10, 12, 13, 14, 17, 19, 21, 22		505

13406M (mm)	D ₁ (mm)	D ₂ (mm)	H (mm)	L (mm)	(g)	(pcs.)	
6	9.8	18.5	5	32	28	10	*1
7	11	18.5	5	32	30	10	*1
8	12.3	18.5	6	32	31	10	*1
9	13.5	18.5	7	32	32	10	*1
10	14.8	18.5	7	32	34	10	*1
11	16	18.5	8	32	35	10	*1
12	17.3	18.5	9	32	36	10	*1
13	18.5	21.5	10	32	43	10	*2
14	19.8	21.5	10	32	49	10	*2
15	21	21.5	11	32	49	10	*2
16	22.3	21.5	11	32	51	10	*2
17	23.5	21.5	12	32	54	10	*2
18	24.8	21.5	12	32	57	10	*2
19	26	21.5	12	32	60	10	*2
20	27.3	21.5	12	32	65	10	*2
21	28.5	21.5	12	32	70	10	*2
22	29.8	21.5	13	32	73	10	*2
23	31	21.5	13	32	73	10	*2
24	32.3	21.5	13	32	75	10	*2

*1 C-Ring=C31, Pin/O-Ring=A31/B31
*2 C-Ring=C32, Pin/O-Ring=A32/B32

→ P110-111

13401MS (mm)	D ₁ (mm)	D ₂ (mm)	H (mm)	L (mm)	(g)	(pcs.)	
8	12.3	18.5	6	22	25	10	*1
10	14.8	18.5	6	22	25	10	*1
11	16	18.5	10	22	24	10	*1
12	17.3	18.5	10	22	20	10	*1
13	18.5	21.5	10	22	30	10	*2
14	19.8	21.5	10	22	30	10	*2
15	20.9	21.5	10	25	38	10	*2
16	22.3	21.5	10	25	39	10	*2
17	23.5	21.5	10	25	41	10	*2
18	24.8	21.5	10	25	43	10	*2
19	26	21.5	10	25	44	10	*2

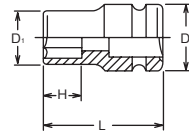
*1 C-Ring=C31, Pin/O-Ring=A31/B31
*2 C-Ring=C32, Pin/O-Ring=A32/B32

→ P110-111

RS13401MS/11	11 Pieces Set/Rail 300mm	(g)
8, 10, 11, 12, 13, 14, 15, 16, 17, 18, 19		400

13401M / 13401A

6-point Socket, Thin Walled
6-kant Steckschlüssel, dünnwandig
Douilles à paroi mince, 6-pans



13401A (inch)	D ₁ (mm)	D ₂ (mm)	H (mm)	L (mm)	(g)	(pcs.)	
1/4	9.8	18.5	5	32	28	10	*1
5/16	12.3	18.5	6	32	31	10	*1
3/8	14.8	18.5	7	32	34	10	*1
7/16	16	18.5	8	32	35	10	*1
1/2	18.5	21.5	10	32	43	10	*2
9/16	19.8	21.5	10	32	49	10	*2
5/8	22.3	21.5	11	32	51	10	*2
11/16	23.5	21.5	12	32	54	10	*2
3/4	26	21.5	12	32	60	10	*2
13/16	28.5	21.5	12	32	70	10	*2
7/8	29.8	21.5	13	32	73	10	*2

*1 C-Ring=C31, Pin/O-Ring=A31/B31
*2 C-Ring=C32, Pin/O-Ring=A32/B32

→ P110-111

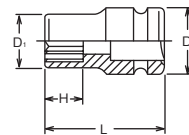
RS13401M/9

Socket Set on Rail
Steckschlüsselsatz auf Schiene
Jeu de douilles sur rail



13406M / 13406A

12-point Socket, Thin Walled
12-kant Steckschlüssel, dünnwandig
Douilles à paroi mince, 12-pans



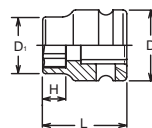
13406A (inch)	D ₁ (mm)	D ₂ (mm)	H (mm)	L (mm)	(g)	(pcs.)	
1/4	9.8	18.5	5	32	28	10	*1
5/16	12.3	18.5	6	32	31	10	*1
3/8	14.8	18.5	7	32	34	10	*1
7/16	16	18.5	8	32	35	10	*1
1/2	18.5	21.5	10	32	43	10	*2
9/16	19.8	21.5	10	32	49	10	*2
5/8	22.3	21.5	11	32	51	10	*2
11/16	23.5	21.5	12	32	54	10	*2
3/4	26	21.5	12	32	60	10	*2
13/16	28.5	21.5	12	32	70	10	*2
7/8	29.8	21.5	13	32	73	10	*2

*1 C-Ring=C31, Pin/O-Ring=A31/B31
*2 C-Ring=C32, Pin/O-Ring=A32/B32

→ P110-111

13401MS

6-point short sockets, Thin Walled
6-kant Steckschlüssel kurz, dünnwandig
Douilles 6-pans courtes, a paroi mince



RS13401MS/11

Socket Set on Rail
Steckschlüsselsatz auf Schiene
Jeu de douilles sur rail



Impact Sockets

Impact Steckschlüssel

Douilles Impact

3/8"

BITS, NUT SETTERS AND ADAPTORS

IMPACT SOCKETS

SLEEVE-DRIVE SOCKETS

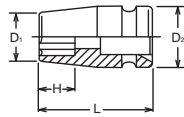
PROTECTOR

INDUSTRIAL SOCKETS

TOOLS FOR CONSTRUCTION SITES

13410M

Surface Drive Sockets
Surface Drive Steckschlüssel
Douilles, Surface Drive

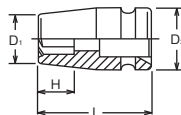


13410M (mm)	D ₁ (mm)	D ₂ (mm)	H (mm)	L (mm)	(g)	(pcs.)	
6	10.8	19	5	32	40	10	*1
7	12	19	5	32	40	10	*1
8	13.3	19	6	32	40	10	*1
9	14.5	19	7	32	40	10	*1
10	15.8	19	7	32	40	10	*1
11	17	19	8	32	42	10	*1
12	18.3	19	9	32	50	10	*1
13	19.5	22	10	32	56	10	*2
14	20.8	22	10	32	56	10	*2
15	22	22	11	32	56	10	*2
16	23.3	22	11	32	57	10	*2
17	24.5	22	12	32	60	10	*2
18	25.8	22	12	32	62	10	*2
19	27	22	12	32	67	10	*2
22	30.8	22	13	32	72	10	*2

*1 C-Ring=C31, Pin/O-Ring=A31/B31 → P110-111
*2 C-Ring=C32, Pin/O-Ring=A32/B32

13465M

Pathfinder Sockets
Pathfinder Steckschlüssel
Douilles Pathfinder

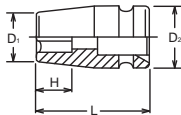


13465M (mm)	D ₁ (mm)	D ₂ (mm)	H (mm)	L (mm)	(g)	(pcs.)	
8	13.3	19	8	32	40	10	*1
10	15.8	19	8	32	43	10	*1
11	17	19	8	32	44	10	*1
12	18.3	19	9	32	47	10	*1
13	19.5	22	9	32	55	10	*2
14	20.8	22	11	32	56	10	*2
15	22	22	11	32	56	10	*2
16	23.3	22	11	32	57	10	*2
17	24.5	22	12	32	60	10	*2
18	25.8	22	13	32	63	10	*2
19	27	22	13	32	66	10	*2

*1 C-Ring=C31, Pin/O-Ring=A31/B31 → P110-111
*2 C-Ring=C32, Pin/O-Ring=A32/B32

13425

TORX® Sockets
TORX® Steckschlüssel
Douilles TORX®

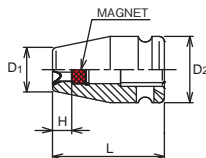


13425 (E)	D ₁ (mm)	D ₂ (mm)	H (mm)	L (mm)	(g)	(pcs.)	
E 4	9.7	19	4.6	32	44	10	*1
E 5	10.2	19	5.2	32	43	10	*1
E 6	10.7	19	5.4	32	44	10	*1
E 7	11.2	19	6.6	32	44	10	*1
E 8	11.7	19	7	32	44	10	*1
E10	12.2	19	8.2	32	42	10	*1
New E11	13.2	19	8.7	32	43	10	*1
New E12	14.2	19	9.3	32	43	10	*1
New E14	17.2	19	10.6	32	44	10	*1
New E16	18.2	19	11.8	32	42	10	*1

*1 C-Ring=C31, Pin/O-Ring=A31/B31 → P110-111

13425EG

TORX® Sockets with Magnet
TORX® Steckschlüssel mit Magnet
Douilles TORX® avec aimant

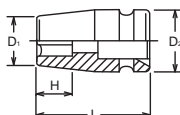


13425EG (E)	D ₁ (mm)	D ₂ (mm)	H (mm)	L (mm)	(g)	(pcs.)	
New E 8	11.7	19	5	32	54	10	*1
New E10	12.2	19	5.5	32	52	10	*1
New E12	14.2	19	6.5	32	53	10	*1
New E14	17.2	19	7	32	54	10	*1

*1 C-Ring=C31, Pin/O-Ring=A31/B31 → P110-111

13425-EPL

TORXPLUS® Sockets
TORXPLUS® Steckschlüssel
Douilles TORXPLUS®



13425 (EPL)	D ₁ (mm)	D ₂ (mm)	H (mm)	L (mm)	(g)	(pcs.)	
8EPL	12	19	5.2	32	44	10	*1
10EPL	13.3	19	6.2	32	44	10	*1
New 12EPL	15.8	19	7.2	32	44	10	*1
New 14EPL	18.3	19	8.1	32	46	10	*1
New 16EPL	19.5	19	9.2	32	41	10	*1

*1 C-Ring=C31, Pin/O-Ring=A31/B31 → P110-111

3/8"

Impact Sockets
Impact Steckschlüssel
Douilles Impact

13460M (mm)	D ₁ (mm)	D ₂ (mm)	H (mm)	L (mm)	(g)	(pcs.)	
6	11.4	19	5	32	43	10	*1
7	12.8	19	5	32	44	10	*1
8	14.1	19	6	32	44	10	*1
10	16.6	19	7	32	45	10	*1
12	19	19.2	9	32	48	10	*2
13	20.3	22	10	32	60	10	*2

13460A (inch)	D ₁ (mm)	D ₂ (mm)	H (mm)	L (mm)	(g)	(pcs.)	
1/4	11.4	19	5	32	43	10	*1
3/8	16.6	19	7	32	45	10	*1
1/2	20.3	22	10	32	60	10	*2

*1 C-Ring=C31, Pin/O-Ring=A31/B31 → P110-111
*2 C-Ring=C32, Pin/O-Ring=A32/B32

13460MG (mm)	D ₁ (mm)	D ₂ (mm)	H (mm)	L (mm)	(g)	(pcs.)	
6	11.4	19	2.4	32	44	10	*1
7	12.8	19	2.8	32	46	10	*1
8	14.1	19	3.5	32	48	10	*1
10	16.6	19	4.2	33	54	10	*1
13	20.3	22	6	34	81	10	*2

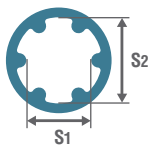
13460AG (inch)	D ₁ (mm)	D ₂ (mm)	H (mm)	L (mm)	(g)	(pcs.)	
1/4	11.4	19	2.4	32	44	10	*1
5/16	14.1	19	3.5	32	48	10	*1
3/8	16.6	19	4.2	33	54	10	*1
1/2	20.3	22	6	34	81	10	*2

*1 C-Ring=C31, Pin/O-Ring=A31/B31 → P110-111
*2 C-Ring=C32, Pin/O-Ring=A32/B32

13401LH (LH-S)	D ₁ (mm)	D ₂ (mm)	H (mm)	L (mm)	(g)	(pcs.)	
5S	11	19	5	32	32	10	*1
6S	12.3	19	5.6	32	34	10	*1
8S	16	19	6.8	32	36	10	*1
10S	18.5	22	8	32	50	10	*2
12S	22.3	22	9.2	32	58	10	*2
14S	24.8	22	10.4	32	63	10	*2
16S	28.5	22	11.6	32	77	10	*2

*1 C-Ring=C31, Pin/O-Ring=A31/B31 → P110-111
*2 C-Ring=C32, Pin/O-Ring=A32/B32

LHSTIX®



LH-S		LH-5S	LH-6S	LH-8S	LH-10S	LH-12S	LH-14S	LH-16S
S ₁	(ref. mm)	5.6	6.8	9.0	11.3	13.6	15.8	18.1
S ₂	(ref. mm)	7.5	9.0	12.0	15.0	18.0	21.0	24.0

13400-WN	D ₁ (mm)	D ₂ (mm)	H (mm)	L (mm)	(g)	(pcs.)	
6WN	15.8	19	6	32	48	10	*1
8WN	18.3	19	8	32	48	10	*1
9WN	19.5	22	9	32	47	10	*2
10WN	20.8	22	10	32	65	10	*2
12WN	24.5	22	12	32	73	10	*2
14WN	27	22	14	32	79	10	*2
17WN	32	22	17	35	110	10	*2

*1 C-Ring=C31, Pin/O-Ring=A31/B31 → P110-111
*2 C-Ring=C32, Pin/O-Ring=A32/B32

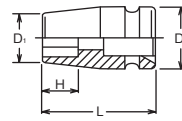
WN



WN		6WN	8WN	9WN	10WN	12WN	14WN	17WN
S	(ref. mm)	6	8	9	10	12	14	17

13460M / 13460A

For Self-Tapping Screws
Für selbstschneidende Schrauben
Pour vis auto-taraudeuses



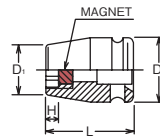
Socket for Self-Tapping Screws without infeed slope.

Steckschlüssel für selbstschneidende Schrauben 6-kant ohne Einlaufschräge.

Douille pour vis auto-taraudeuses hexagonales sans biseau d'entrée.

13460MG / 13460AG

Sockets with magnets for Self-Tapping Screws
Steckschlüssel mit Magnet für selbstschneidende Schrauben
Douilles avec aimant pour vis auto-taraudeuses



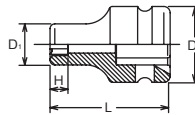
Socket with Magnet for Self-Tapping Screws without infeed slope.

Steckschlüssel mit Magnet für Selbstschneidende Schrauben 6-kant ohne Einlaufschräge.

Douille avec aimant pour vis auto-taraudeuses hexagonales sans biseau d'entrée.

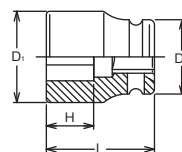
13401LH

LHS Sockets
Steckschlüssel mit LHS Profil
Douilles au profil LHS



13400-WN

Weld Nut Sockets
Steckschlüssel für Schweissmuttern
Douilles pour écrou à souder



Impact Sockets

Impact Steckschlüssel 3/8"

Douilles Impact

BITS, NUT SETTERS AND ADAPTORS

IMPACT SOCKETS

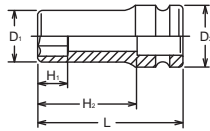
SLEEVE-DRIVE SOCKETS

PROTECTOR

INDUSTRIAL SOCKETS

TOOLS FOR CONSTRUCTION SITES

13301X  6-point Semi-Deep Socket, Thin Walled
6-kant Steckschlüssel mittel lang, dünnwandig
Douilles à paroi mince semi-longues, 6-pans




13301X (mm)	D ₁ (mm)	D ₂ (mm)	H ₁ (mm)	H ₂ (mm)	L (mm)	(g)	(pcs.)	
7	11	18.5	7	36.5	50	40	10	*1
8	12.3	18.5	8	36.5	50	40	10	*1
10	14.8	18.5	10	36.5	50	46	10	*1
11	16	18.5	11	36.5	50	49	10	*1
12	17.3	18.5	12	36.5	50	53	10	*1
13	18.5	21.5	13	36.5	50	67	10	*2
14	19.8	21.5	14	36.5	50	70	10	*2
15	21	21.5	15	35.5	50	75	10	*2
16	22.3	21.5	16	35.5	50	78	10	*2
17	23.5	21.5	17	35.5	50	82	10	*2
18	24.8	21.5	18	34.5	50	86	10	*2
19	26	21.5	19	34.5	50	93	10	*2
21	28.5	21.5	21	34.5	50	104	10	*2
22	29.8	21.5	22	33.5	50	110	10	*2
23	31	21.5	23	33.5	50	115	10	*2
24	32.3	21.5	24	32.5	50	120	10	*2

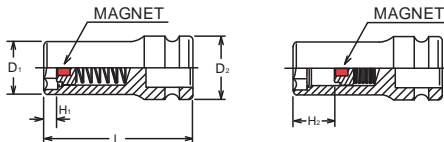
*1 C-Ring=C31, Pin/O-Ring=A31/B31 → P110-111
*2 C-Ring=C32, Pin/O-Ring=A32/B32

RS13301X/9  Socket Set on Rail
Steckschlüsselsatz auf Schiene
Jeu de douilles sur rail



RS13301X/9	9 Pieces Set/Rail 250mm	(g)
8, 10, 12, 13, 14, 17, 19, 21, 22		710

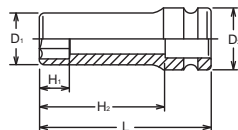
13300XG  Impact semi-deep socket with Sliding Magnet
Impact Steckschlüssel mittel lang mit versenkbarem Magnet
Douilles semi-longues avec aimant, glissant pour écrous



13300XG (mm)	D ₁ (mm)	D ₂ (mm)	H ₁ (mm)	H ₂ (mm)	L (mm)	(g)	(pcs.)	
7	12	19	3.5	19	50	52	10	*1
8	13.3	19	4	20.5	50	40	10	*1
10	15.8	19	4.5	20	50	46	10	*1
11	17	19	5	20	50	50	10	*1
12	18.3	19	6	20	50	55	10	*1
13	19.5	22	6.5	19	50	70	10	*2
14	20.8	22	7	18	50	75	10	*2
15	21.9	22	7	18	50	85	10	*2
16	23.2	22	7.5	20	50	114	10	*2
17	24.4	22	8	20	50	126	10	*2

*1 C-Ring=C31, Pin/O-Ring=A31/B31 → P110-111
*2 C-Ring=C32, Pin/O-Ring=A32/B32

13300M / 13300A  6-point Sockets, deep
6-kant Steckschlüssel, lang
Douilles longues, 6-pans



13300M (mm)	D ₁ (mm)	D ₂ (mm)	H ₁ (mm)	H ₂ (mm)	L (mm)	(g)	(pcs.)	
6	10.8	19	6	66.5	80	77	10	*1
7	12	19	7	66.5	80	82	10	*1
8	13.3	19	8	66.5	80	82	10	*1
9	14.5	19	9	66.5	80	88	10	*1
10	15.8	19	10	66.5	80	94	10	*1
11	17	19	11	66.5	80	110	10	*1
12	18.3	19	12	66.5	80	111	10	*1
13	19.5	22	13	66.5	80	138	10	*2
14	20.8	22	14	66.5	80	148	10	*2
15	22	22	15	65.5	80	157	10	*2
16	23.3	22	16	65.5	80	156	10	*2
17	24.5	22	17	65.5	80	168	10	*2
18	25.8	22	18	64.5	80	190	10	*2
19	27	22	19	64.5	80	192	10	*2
20	28.3	22	20	64.5	80	224	10	*2
21	29.5	22	21	64.5	80	226	10	*2
22	30.8	22	22	63.5	80	231	10	*2
24	33.2	22	24	63.5	80	242	10	*2

13300A (inch)	D ₁ (mm)	D ₂ (mm)	H ₁ (mm)	H ₂ (mm)	L (mm)	(g)	(pcs.)	
1/4	10.8	19	6	66.5	80	77	10	*1
5/16	13.3	19	8	66.5	80	82	10	*1
3/8	15.8	19	10	66.5	80	94	10	*1
7/16	17	19	11	66.5	80	110	10	*1
1/2	19.5	22	13	66.5	80	138	10	*2
9/16	20.8	22	14	66.5	80	148	10	*2
5/8	23.3	22	16	65.5	80	156	10	*2
11/16	24.5	22	17	65.5	80	168	10	*2
3/4	27	22	19	64.5	80	192	10	*2
13/16	29.5	22	21	64.5	80	226	10	*2
7/8	30.8	22	22	63.5	80	231	10	*2

*1 C-Ring=C31, Pin/O-Ring=A31/B31 → P110-111
*2 C-Ring=C32, Pin/O-Ring=A32/B32

13301M (mm)	D ₁ (mm)	D ₂ (mm)	H ₁ (mm)	H ₂ (mm)	L (mm)	(g)	(pcs.)	
6	10	18.5	6	66.5	80	65	10	*1
7	11	18.5	7	66.5	80	66	10	*1
8	12.3	18.5	8	66.5	80	68	10	*1
9	13.5	18.5	9	66.5	80	70	10	*1
10	14.8	18.5	10	66.5	80	72	10	*1
11	16	18.5	11	66.5	80	80	10	*1
12	17.3	18.5	12	66.5	80	85	10	*1
13	18.5	21.5	13	66.5	80	100	10	*2
14	19.8	21.5	14	66.5	80	110	10	*2
15	21	21.5	15	65.5	80	120	10	*2
16	22.3	21.5	16	65.5	80	130	10	*2
17	23.5	21.5	17	65.5	80	136	10	*2
18	24.8	21.5	18	64.5	80	145	10	*2
19	26	21.5	19	64.5	80	155	10	*2
20	27.3	21.5	20	64.5	80	170	10	*2
21	28.5	21.5	21	64.5	80	181	10	*2
22	29.8	21.5	22	63.5	80	190	10	*2
24	32.3	21.5	24	63.5	80	216	10	*2

13301A (inch)	D ₁ (mm)	D ₂ (mm)	H ₁ (mm)	H ₂ (mm)	L (mm)	(g)	(pcs.)	
1/4	10	18.5	6	66.5	80	65	10	*1
5/16	12.3	18.5	8	66.5	80	68	10	*1
3/8	14.8	18.5	10	66.5	80	72	10	*1
7/16	16	18.5	11	66.5	80	80	10	*1
1/2	18.5	21.5	13	66.5	80	100	10	*2
9/16	19.8	21.5	14	66.5	80	110	10	*2
5/8	22.3	21.5	16	65.5	80	130	10	*2
11/16	23.5	21.5	17	65.5	80	136	10	*2
3/4	26	21.5	19	64.5	80	155	10	*2
13/16	28.5	21.5	21	64.5	80	181	10	*2
7/8	29.8	21.5	22	63.5	80	190	10	*2

*1 C-Ring=C31, Pin/O-Ring=A31/B31 → P110-111
*2 C-Ring=C32, Pin/O-Ring=A32/B32

13305M (mm)	D ₁ (mm)	D ₂ (mm)	H ₁ (mm)	H ₂ (mm)	L (mm)	(g)	(pcs.)	
8	13.3	19	8	66.5	80	82	10	*1
10	15.8	19	10	66.5	80	94	10	*1
11	17	19	11	66.5	80	110	10	*1
12	18.3	19	12	66.5	80	111	10	*1
13	19.5	22	13	66.5	80	138	10	*2
14	20.8	22	14	66.5	80	148	10	*2
17	24.5	22	17	65.5	80	168	10	*2

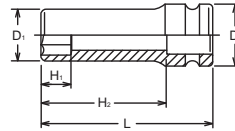
*1 C-Ring=C31, Pin/O-Ring=A31/B31 → P110-111
*2 C-Ring=C32, Pin/O-Ring=A32/B32

13306M (mm)	D ₁ (mm)	D ₂ (mm)	H ₁ (mm)	H ₂ (mm)	L (mm)	(g)	(pcs.)	
8	12.3	18.5	8	66.5	80	68	10	*1
10	14.8	18.5	10	66.5	80	72	10	*1
11	16	18.5	11	66.5	80	80	10	*1
12	17.3	18.5	12	66.5	80	85	10	*1
13	18.5	21.5	13	66.5	80	100	10	*2
14	19.8	21.5	14	66.5	80	110	10	*2
17	23.5	21.5	17	66.5	80	136	10	*2

*1 C-Ring=C31, Pin/O-Ring=A31/B31 → P110-111
*2 C-Ring=C32, Pin/O-Ring=A32/B32

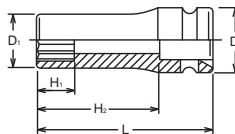
13301M / 13301A

6-point Deep Socket, Thin Walled
6-kant Steckschlüssel, dünnwandig
Douilles à paroi mince longues, 6-pans



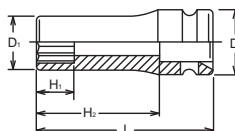
13305M

12-point Sockets, deep
12-kant Steckschlüssel, lang
Douilles longues, 12-pans



13306M

12-point Deep Sockets, Thin Walled
12-kant Steckschlüssel, dünnwandig
Douilles à paroi mince longues, 12-pans



Impact Sockets Impact Steckschlüssel 3/8" Douilles Impact

BITS, NUT SETTERS AND ADAPTORS

IMPACT SOCKETS

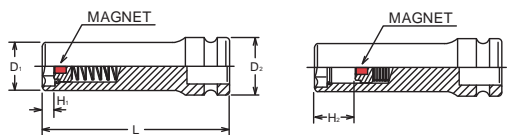
SLEEVE-DRIVE SOCKETS

PROTECTOR

INDUSTRIAL SOCKETS

TOOLS FOR CONSTRUCTION SITES

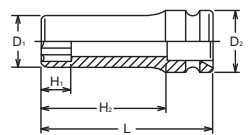
13300G Impact Socket with Sliding Magnet Impact Steckschlüssel mit versenkbarem Magnet Douilles Impact avec aimant, glissant pour écrous



13300G (mm)	D ₁ (mm)	D ₂ (mm)	H ₁ (mm)	H ₂ (mm)	L (mm)	(g)	(pcs.)	
8	13.3	19	4	26.5	80	82	10	*1
10	15.8	19	4.5	26	80	105	10	*1
12	18.3	19	6	26	80	136	10	*1
13	19.5	22	6.5	25	80	165	10	*2
14	20.8	22	7	24	80	186	10	*2
15	22	22	7	24	80	195	10	*2
16	23.3	22	8	27	80	210	10	*2
17	24.5	22	8	27	80	220	10	*2
19	27	22	9	28	80	230	10	*2

*1 C-Ring=C31, Pin/O-Ring=A31/B31 → P110-111
*2 C-Ring=C32, Pin/O-Ring=A32/B32

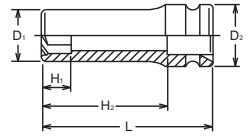
13310M Surface Drive Sockets, deep Surface Drive Steckschlüssel, lang Douilles longues, Surface Drive



13310M (mm)	D ₁ (mm)	D ₂ (mm)	H ₁ (mm)	H ₂ (mm)	L (mm)	(g)	(pcs.)	
7	12	19	7	66.5	80	77	10	*1
8	13.3	19	8	66.5	80	90	10	*1
9	14.5	19	9	66.5	80	90	10	*1
10	15.8	19	10	66.5	80	97	10	*1
11	17	19	11	66.5	80	110	10	*1
12	18.3	19	12	66.5	80	105	10	*1
13	19.5	22	13	66.5	80	135	10	*2
14	20.8	22	14	66.5	80	145	10	*2
15	22	22	15	65.5	80	160	10	*2
16	23.3	22	16	65.5	80	156	10	*2
17	24.5	22	17	65.5	80	168	10	*2
18	25.8	22	18	64.5	80	190	10	*2
19	27	22	19	64.5	80	190	10	*2

*1 C-Ring=C31, Pin/O-Ring=A31/B31 → P110-111
*2 C-Ring=C32, Pin/O-Ring=A32/B32

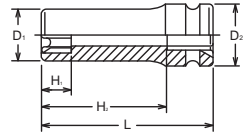
13365M Pathfinder Sockets, deep Pathfinder Steckschlüssel, lang Douilles longues, Pathfinder



13365M (mm)	D ₁ (mm)	D ₂ (mm)	H ₁ (mm)	H ₂ (mm)	L (mm)	(g)	(pcs.)	
8	13.3	19	7	66.5	80	90	10	*1
10	15.8	19	8	66.5	80	99	10	*1
11	17	19	8	66.5	80	108	10	*1
12	18.3	19	9	66.5	80	110	10	*1
13	19.5	22	9	66.5	80	142	10	*2
14	20.8	22	11	66.5	80	144	10	*2
15	22	22	11	65.5	80	150	10	*2
16	23.3	22	11	65.5	80	159	10	*2
17	24.5	22	12	65.5	80	170	10	*2
18	25.8	22	13	64.5	80	201	10	*2
19	27	22	13	64.5	80	203	10	*2

*1 C-Ring=C31, Pin/O-Ring=A31/B31 → P110-111
*2 C-Ring=C32, Pin/O-Ring=A32/B32

13325 TORX® Deep Sockets TORX® Steckschlüssel, lang Douilles longues TORX®



13325 (E)	D ₁ (mm)	D ₂ (mm)	H ₁ (mm)	H ₂ (mm)	L (mm)	(g)	(pcs.)	
E 7	11.2	19	6.6	66.5	80	75	10	*1
E 8	11.7	19	7	66.5	80	80	10	*1
E10	12.2	19	8.2	66.5	80	85	10	*1
E12	14.2	19	9.3	66.5	80	90	10	*1
E14	17.2	19	10.6	66.5	80	110	10	*1
E16	18.2	19	11.8	66.5	80	110	10	*1

*1 C-Ring=C31, Pin/O-Ring=A31/B31 → P110-111

13440M (mm)	D (mm)	H (mm)	L (mm)	(g)	(pcs.)	
10	15.8	5	57	115	10	*1
11	17	6	57	115	10	*1
12	18.3	6	57	115	10	*1
13	19.5	6	57	115	10	*1
14	20.8	7	59	120	10	*1
15	22	7	59	120	10	*1
16	23.3	8	59	120	10	*1
17	24.5	8	59	120	10	*1
18	25.8	9	61	126	10	*1
19	27	10	61	130	10	*1
20	29.5	10	61	135	10	*1
21	30.7	14	66	175	10	*1
22	32	13	66	185	10	*1
24	34.5	13	68	190	10	*1

13440A (inch)	D (mm)	H (mm)	L (mm)	(g)	(pcs.)	
3/8	15.8	5	57	115	10	*1
7/16	17	6	57	115	10	*1
1/2	19.5	6	57	115	10	*1
9/16	20.8	7	59	120	10	*1
5/8	23.3	8	59	120	10	*1
11/16	24.5	8	59	120	10	*1
3/4	27	10	61	130	10	*1

*1 C-Ring=C32, Pin/O-Ring=A32/B32 → P110-111

13440T (E)	D (mm)	H (mm)	L (mm)	(g)	(pcs.)	
E10	13.3	8.2	58	115	10	*1
E12	15.8	9.3	58	115	10	*1
E14	17	10.6	58	115	10	*1

*1 C-Ring=C32, Pin/O-Ring=A32/B32 → P110-111

13430M (mm)	D (mm)	H (mm)	L (mm)	(g)	(pcs.)	
5	24	15	74	120	10	*1
6	24	15	74	131	10	*1
8	24	20	74	136	10	*1
10	24	20	74	141	10	*1
17	24	7	53	150	10	*1

*1 C-Ring=C32, Pin/O-Ring=A32/B32 → P110-111

13103M (mm)	D ₁ (mm)	D ₂ (mm)	H (mm)	L (mm)	(g)	(pcs.)	
5(0.8)	9.5	19	8	32	39	10	*1
6(1.0)	10.8	19	9	32	41	10	*1
7(1.0)	12.5	19	10	32	44	10	*1
8(1.25)	13.5	19	10.5	35	49	10	*1
10(1.25)	15.8	19	13	35	49	10	*1
10(1.5)	15.8	19	13	35	49	10	*1

*1 C-Ring=C31, Pin/O-Ring=A31/B31 → P110-111

⚠ Depend on the stud bolt and using torque, 4103M/13103M/14103M may cause a scratch against the stud bolts or got stuck itself during a work.

A special socket for installing a stud bolt.

Inside steel ball prevent the stud bolt stuck onto the socket. After installing a stud bolt, turn to anti-clockwise to removing the socket.

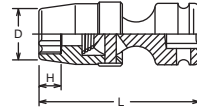
Spezialwerkzeug zum Setzen von Stehbolzen. Der Bolzen trifft im Werkzeug nur auf die Stahlkugel, was die Kontaktfläche verringert. Nach dem Setzen des Stehbolzens kann das Werkzeug im Linkslauf vom Stehbolzen abgezogen werden.

Douilles spéciales pour monter les goujons.

Le goujon est en contact avec une bille d'acier pour l'empêcher d'adhérer à la douille. Après avoir posé le goujon, tourner dans le sens antihorlogique pour le retirer

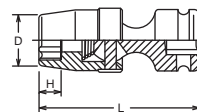
13440M / 13440A

○ Universal Sockets
Gelenk-Einsätze
Douilles universelles



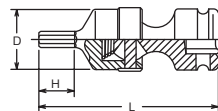
13440T

⊛ TORX® Universal Sockets
TORX® Gelenk-Einsätze
Douilles universelles TORX®



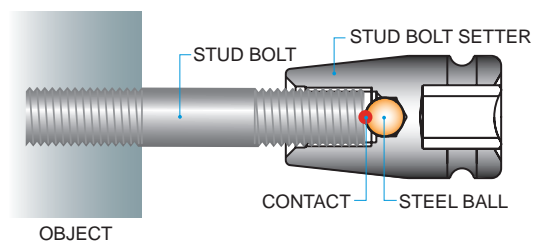
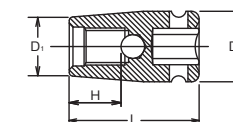
13430M

⊙ Universal Inhex Sockets
Gelenk-Einsätze für Schrauben mit Innensechskant
Douilles universelles 6-pans mâles



13103M

○ Impact Stud Bolt Setters
Impact Stehbolzensetzer
Monte-goujons Impact ⚠



Impact Sockets Impact Steckschlüssel Douilles Impact

3/8"

BITS, NUT SETTERS AND ADAPTORS

IMPACT SOCKETS

SLEEVE-DRIVE SOCKETS

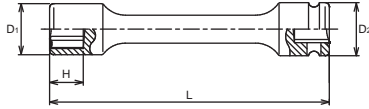
PROTECTOR

INDUSTRIAL SOCKETS

TOOLS FOR CONSTRUCTION SITES

13145M-100 / -150 / -200 / -250

Extra Long Sockets
Schafsteckschlüssel
Douilles, série allongée

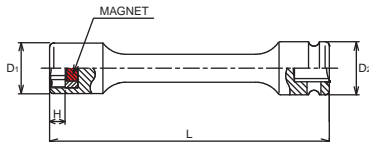


13145M-100 (mm)	D ₁ (mm)	D ₂ (mm)	H (mm)	L (mm)	(g)	(pce.)	
8	13.3	19	8	100	90	1	*1
10	15.8	19	10	100	92	1	*1
12	18.3	19	12	100	100	1	*1
13	19.5	19	13	100	108	1	*1
14	20.8	19	14	100	112	1	*1
17	24.5	19	17	100	140	1	*1

*1 C-Ring=C31, Pin/O-Ring=A31/B31 → P110-111

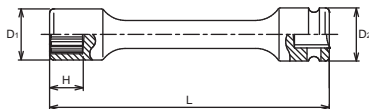
13145MG-100 / -150 / -200

Extra Long Socket with Magnet
Schafsteckschlüssel mit Magnet
Douilles, série allongée, avec aimant



13145M-100 (12P) / -150 (12P) / -200 (12P)

Extra long 12-Point Sockets
Extra lange 12-kant Steckschlüssel
Douilles, série allongée 12 pans



13145M-150 (mm)	D ₁ (mm)	D ₂ (mm)	H (mm)	L (mm)	(g)	(pce.)	
6	10.8	19	6	150	105	1	*1
8	13.3	19	8	150	110	1	*1
10	15.8	19	10	150	120	1	*1
12	18.3	19	12	150	128	1	*1
13	19.5	19	13	150	137	1	*1
14	20.8	19	14	150	146	1	*1
15	22	19	15	150	155	1	*1
17	24.5	19	17	150	163	1	*1

13145M-200 (mm)	D ₁ (mm)	D ₂ (mm)	H (mm)	L (mm)	(g)	(pce.)	
6	10.8	19	6	200	136	1	*1
8	13.3	19	8	200	141	1	*1
10	15.8	19	10	200	151	1	*1
12	18.3	19	12	200	159	1	*1
13	19.5	19	13	200	168	1	*1
14	20.8	19	14	200	177	1	*1
15	22	19	15	200	186	1	*1
17	24.5	19	17	200	194	1	*1

13145M-250 (mm)	D ₁ (mm)	D ₂ (mm)	H (mm)	L (mm)	(g)	(pce.)	
6	10.8	19	6	250	167	1	*1
8	13.3	19	8	250	172	1	*1
10	15.8	19	10	250	182	1	*1
12	18.3	19	12	250	190	1	*1
13	19.5	19	13	250	199	1	*1
14	20.8	19	14	250	208	1	*1
15	22	19	15	250	217	1	*1
17	24.5	19	17	250	225	1	*1

*1 C-Ring=C31, Pin/O-Ring=A31/B31 → P110-111

13145MG-100 (mm)	D ₁ (mm)	D ₂ (mm)	H (mm)	L (mm)	(g)	(pce.)	
8	13.3	19	3.5	100	90	1	*1
10	15.8	19	4.2	100	93	1	*1
12	18.3	19	5.6	100	105	1	*1
13	19.5	19	6	100	115	1	*1
14	20.8	19	6.4	100	120	1	*1

13145MG-150 (mm)	D ₁ (mm)	D ₂ (mm)	H (mm)	L (mm)	(g)	(pce.)	
10	15.8	19	4.2	150	125	1	*1
12	18.3	19	5.6	150	136	1	*1
13	19.5	19	6	150	145	1	*1
14	20.8	19	6.4	150	150	1	*1

13145MG-200 (mm)	D ₁ (mm)	D ₂ (mm)	H (mm)	L (mm)	(g)	(pce.)	
10	15.8	19	4.2	200	182	1	*1
12	18.3	19	5.6	200	190	1	*1
13	19.5	19	6	200	208	1	*1
14	20.8	19	6.4	200	225	1	*1

*1 C-Ring=C31, Pin/O-Ring=A31/B31 → P110-111

13145M-100 (12P) (mm)	D ₁ (mm)	D ₂ (mm)	H (mm)	L (mm)	(g)	(pce.)	
10	15.8	19	10	100	91	1	*1
12	18.3	19	12	100	100	1	*1

13145M-150 (12P) (mm)	D ₁ (mm)	D ₂ (mm)	H (mm)	L (mm)	(g)	(pce.)	
10	15.8	19	10	150	120	1	*1
12	18.3	19	12	150	128	1	*1

13145M-200 (12P) (mm)	D ₁ (mm)	D ₂ (mm)	H (mm)	L (mm)	(g)	(pce.)	
10	15.8	19	10	200	151	1	*1
12	18.3	19	12	200	159	1	*1

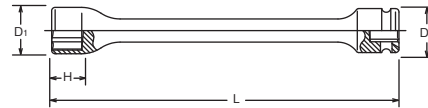
*1 C-Ring=C31, Pin/O-Ring=A31/B31 → P110-111

13145A-150 (inch)	D ₁ (mm)	D ₂ (mm)	H (mm)	L (mm)	(g)	(pce.)	⚡
9/16(D20)	20	19	13	150	130	1	*1

*1 C-Ring=C31, Pin/O-Ring=A31/B31 → P110-111

13145A-150

Extra Long Socket
Schaftsteckschlüssel
Douilles, série allongée



13146M-150 (mm)	D ₁ (mm)	D ₂ (mm)	H (mm)	L (mm)	(g)	(pce.)	⚡
8	12	19	6	150	128	1	*1
10	14.3	19	7	150	131	1	*1
12	18	19	8	150	133	1	*1
13	19.3	19	8.5	150	132	1	*1
14	20	19	9	150	132	1	*1

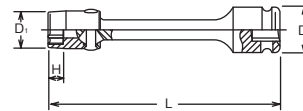
13146M-200 (mm)	D ₁ (mm)	D ₂ (mm)	H (mm)	L (mm)	(g)	(pce.)	⚡
8	12	19	6	200	159	1	*1
10	14.3	19	7	200	162	1	*1
12	18	19	8	200	164	1	*1
13	19.3	19	8.5	200	163	1	*1
14	20	19	9	200	163	1	*1

13146M-250 (mm)	D ₁ (mm)	D ₂ (mm)	H (mm)	L (mm)	(g)	(pce.)	⚡
8	12	19	6	250	190	1	*1
10	14.3	19	7	250	193	1	*1
12	18	19	8	250	195	1	*1
13	19.3	19	8.5	250	194	1	*1
14	20	19	9	250	194	1	*1

*1 C-Ring=C31, Pin/O-Ring=A31/B31 → P110-111

13146M-150/-200/-250

Extra Long Universal Sockets
Schaftsteckschlüssel mit Gelenk
Douilles, articulées, série allongée



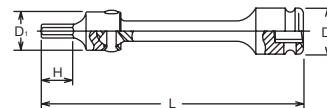
13147M-150 (mm)	D ₁ (mm)	D ₂ (mm)	H (mm)	L (mm)	(g)	(pce.)	⚡
4	21	19	15	150	125	1	*1
5	21	19	15	150	128	1	*1
6	21	19	15	150	132	1	*1
8	21	19	15	150	136	1	*1
10	21	19	15	150	140	1	*1

13147M-200 (mm)	D ₁ (mm)	D ₂ (mm)	H (mm)	L (mm)	(g)	(pce.)	⚡
4	21	19	15	200	156	1	*1
5	21	19	15	200	159	1	*1
6	21	19	15	200	163	1	*1
8	21	19	15	200	167	1	*1
10	21	19	15	200	171	1	*1

*1 C-Ring=C31, Pin/O-Ring=A31/B31 → P110-111

13147M-150/-200

Extra Long Universal Inhex Sockets
Schaftsteckschlüssel mit Aussensechskant Gelenk
Douilles, articulées, à 6-pans mâle, série allongée

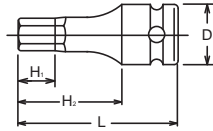



Impact Sockets Impact Steckschlüssel Douilles Impact

3/8"

BITS, NUT SETTERS AND ADAPTORS

13012M-52 Inhex Sockets Steckschlüssel für Innensechskant-Schrauben Douilles tournevis pour vis 6-pans creux



13012M-52 (mm)	D (mm)	H ₁ (mm)	H ₂ (mm)	L (mm)	(g)	(pcs.)	
3	18	10	34	52	33	10	*1
4	18	15.5	34	52	35	10	*1
5	18	15.5	34	52	35	10	*1
6	18	15.5	34	52	39	10	*1
7	18	15.5	34	52	44	10	*1
8	21	15.5	34	52	60	10	*2
10	21	15.5	34	52	70	10	*2
12	21	15.5	34	52	79	10	*2
14	21	15.5	34	52	92	10	*2

*1 C-Ring=C31, Pin/O-Ring=A31/B31
*2 C-Ring=C32, Pin/O-Ring=A32/B32 [P110-111](#)

IMPACT SOCKETS

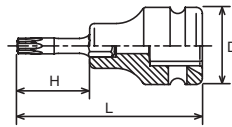
RS13012M/8-L52 Socket Set on Rail Steckschlüsselsatz auf Schiene Jeu de douilles sur rail





RS13012M/8-L52	8 Pieces Set/Rail 200mm	(g)
4, 5, 6, 7, 8, 10, 12, 14		492

SLEEVE-DRIVE SOCKETS

13025-50 / -90 TORX® Bit Sockets TORX® Bit-Steckschlüssel Douilles tournevis, TORX®



13025-50 (T)	D (mm)	H (mm)	L (mm)	(g)	(pcs.)	
T20	19	23.5	50	35	10	*1
T25	19	23.5	50	35	10	*1
T27	19	23.5	50	35	10	*1
T30	19	23.5	50	35	10	*1
T40	19	23.5	50	39	10	*1
T45	19	23.5	50	60	10	*1
T50	19	23.5	50	70	10	*1
T55	22	23.5	50	79	10	*2

13025-90 (T)	D (mm)	H (mm)	L (mm)	(g)	(pcs.)	
T20	19	63.5	90	43	10	*1
T25	19	63.5	90	45	10	*1
T27	19	63.5	90	47	10	*1
T30	19	63.5	90	50	10	*1
T40	19	63.5	90	58	10	*1
T45	19	63.5	90	66	10	*1
T50	19	63.5	90	80	10	*1
T55	22	63.5	90	120	10	*2

*1 C-Ring=C31, Pin/O-Ring=A31/B31
*2 C-Ring=C32, Pin/O-Ring=A32/B32 [P110-111](#)

PROTECTOR

INDUSTRIAL SOCKETS

RS13025/8-L50 Socket Set on Rail Steckschlüsselsatz auf Schiene Jeu de douilles sur rail



RS13025/8-L50	8 Pieces Set/Rail 200mm	(g)
T20, T25, T27, T30, T40, T45, T50, T55		380

TOOLS FOR CONSTRUCTION SITES

3/8"

Impact Sockets
Impact Steckschlüssel
Douilles Impact

BITS, NUT SETTERS AND ADAPTORS

IMPACT SOCKETS

SLEEVE-DRIVE SOCKETS

PROTECTOR

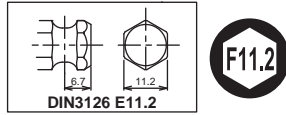
INDUSTRIAL SOCKETS

TOOLS FOR CONSTRUCTION SITES

	D ₁ (mm)	D ₂ (mm)	L (mm)	(g)	(pcs.)	
13134	24	22	32	70	10	*2

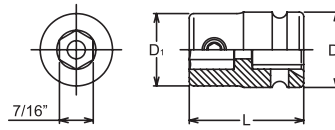
*2 C-Ring=C32, Pin/O-Ring=A32/B32 → P110-111

For DIN3126 E11.2 Bits
Für DIN3126 E11.2 Bits
Pour DIN3126 E11.2 Embouts



13134

Impact Bit Holder
Impact Klingenhalter
Porte embouts Impact

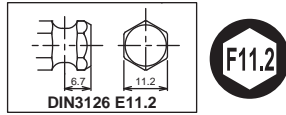


13134-SC
Replacement Screw : M8x6, ● 4mm
Ersatzschraube : M8x6, ● 4mm
Vis de remplacement : M8x6, ● 4mm

	D ₁ (mm)	D ₂ (mm)	L (mm)	(g)	(pcs.)	
13142-F11.2	18.9	22	46	116	10	*2

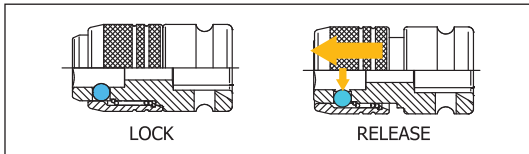
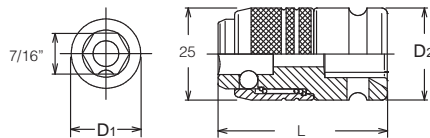
*2 C-Ring=C32, Pin/O-Ring=A32/B32 → P110-111

For DIN3126 E11.2 Bits
Für DIN3126 E11.2 Bits
Pour DIN3126 E11.2 Embouts



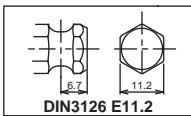
13142-F11.2

Impact Bit Holder (Quick Release)
Impact Klingenhalter (Quick Release)
Porte embouts Impact (Quick Release)



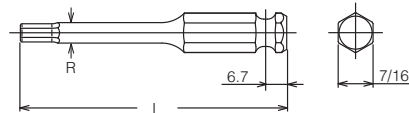
⚠ You may not hold the sliding part while moving to avoid heating up by friction and reduction by wear.

183H-35 (inch)	L (mm)	(g)	(pcs.)
3/16	35	15	10
7/32	35	16	10
1/4	35	18	10
5/16	35	20	10
3/8	35	26	10
7/16	35	28	10
1/2	35	38	10



183H-35 / -75 / -150

Hex Bits
Sechskant Bits
Embouts, 6 pans creux



183H-35 (mm)	L (mm)	(g)	(pcs.)
3	35	15	10
4	35	15	10
5	35	15	10
6	35	18	10
7	35	19	10
8	35	20	10
9	35	23	10
10	35	26	10
11	35	28	10
12	35	30	10
14	35	35	10
16	35	47	10
17	35	50	10
18	35	53	10
19	35	56	10

183H-75 (mm)	L (mm)	R (mm)	(g)	(pcs.)
3	75	6	34	10
4	75	6	35	10
5	75	6.5	36	10
6	75	7.5	39	10
7	75	8.5	44	10
8	75	9.5	47	10
10	75	-	57	10
11	75	-	60	10
12	75	-	65	10
14	75	-	79	10

183H-150 (mm)	L (mm)	R (mm)	(g)	(pcs.)
4	150	6	51	10
5	150	6.5	55	10
6	150	7.5	65	10
8	150	9.5	87	10
10	150	-	118	10
12	150	-	136	10

⚠ The items with ⚠ have larger output size than 7/16" input hex drive.
Due to this design the Maximum output torque rating is less than standards.

Impact Sockets
Impact Steckschlüssel
Douilles Impact

3/8"

BITS, NUT SETTERS AND ADAPTORS

IMPACT SOCKETS


SLEEVE-DRIVE SOCKETS


PROTECTOR

INDUSTRIAL SOCKETS

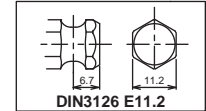
TOOLS FOR CONSTRUCTION SITES

183T-35 / -75 / -150 (T)

 TORX® Bits
TORX® Bits
Embouts, TORX®



183T-35 (T)	L (mm)	(g)	(pcs.)
T25	35	18	10
T30	35	18	10
T40	35	20	10
T45	35	22	10
T50	35	26	10
T55	35	30	10
T60	35	38	10



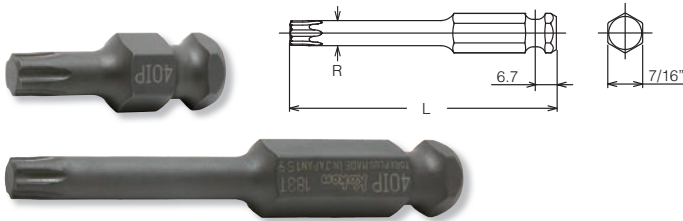
183T-150 (T)	L (mm)	R (mm)	(g)	(pcs.)
T30	150	6	50	10
T40	150	6.9	58	10
T45	150	8	70	10
T50	150	9	82	10
T55	150	11.4	113	10

183T-75 (T)	L (mm)	R (mm)	(g)	(pcs.)
T30	75	6	35	10
T40	75	6.9	37	10
T45	75	8	41	10
T50	75	9	45	10
T55	75	11.4	55	10
T60	75	13.5	67	10

183T-35 / -75 (IP)

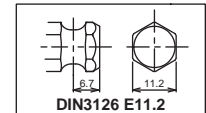
 TORXPLUS® Bits
TORXPLUS® Bits
Embouts TORXPLUS®

TORXplus




183T-35 (IP)	L (mm)	(g)	(pcs.)
30IP	35	18	10
40IP	35	20	10
45IP	35	22	10
50IP	35	26	10
55IP	35	30	10
60IP	35	38	10

183T-75 (IP)	L (mm)	R (mm)	(g)	(pcs.)
30IP	75	6	35	10
40IP	75	6.8	37	10
45IP	75	8	41	10
50IP	75	9	45	10
55IP	75	11.4	56	10
60IP	75	13.5	67	10

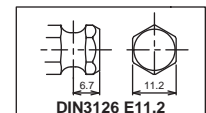


183X-35 / -75 / -150 (XZN)

 XZN Bits
XZN Bits
Embouts, XZN





183X-35 (XZN)	L (mm)	(g)	(pcs.)
M 4	35	18	10
M 5	35	18	10
M 6	35	20	10
M 8	35	22	10
M10	35	26	10
M12	35	30	10
M14	35	38	10



183X-75 (XZN)	L (mm)	R (mm)	(g)	(pcs.)
M 4	75	6	34	10
M 5	75	6	34	10
M 6	75	6.2	36	10
M 8	75	7.4	39	10
M10	75	9.8	54	10
M12	75	11.7	57	10
M14	75	13.5	67	10

183X-150 (XZN)	L (mm)	R (mm)	(g)	(pcs.)
M 5	150	6	50	10
M 6	150	6.2	53	10
M 8	150	7.4	64	10
M10	150	9.8	93	10
M12	150	11.7	121	10

 The items with  have larger output size than 7/16" input hex drive. Due to this design the Maximum output torque rating is less than standards.

13134M-52 (mm)	D (mm)	H (mm)	L (mm)	R (mm)	(g)	(pcs.)	
3	22	20	52	6	85	10	*2
4	22	20	52	6	85	10	*2
5	22	20	52	6.5	85	10	*2
6	22	20	52	7.5	88	10	*2
8	22	20	52	9.5	90	10	*2
10	22	20	52	-	96	10	*2
12	22	20	52	-	100	10	*2
14	22	20	52	-	105	10	*2

13134M-92 (mm)	D (mm)	H (mm)	L (mm)	R (mm)	(g)	(pcs.)	
3	22	60	92	6	104	10	*2
4	22	60	92	6	105	10	*2
5	22	60	92	6.5	106	10	*2
6	22	60	92	7.5	109	10	*2
8	22	60	92	9.5	117	10	*2
10	22	60	92	-	127	10	*2
12	22	60	92	-	135	10	*2
14	22	60	92	-	149	10	*2

*2 C-Ring=C32, Pin/O-Ring=A32/B32 → P110-111

13134T-52 (T)	D (mm)	H (mm)	L (mm)	R (mm)	(g)	(pcs.)	
T30	22	20	52	6	88	10	*2
T40	22	20	52	6.9	90	10	*2
T45	22	20	52	8	92	10	*2
T50	22	20	52	9	96	10	*2
T55	22	20	52	11.4	100	10	*2
T60	22	20	52	13.5	108	10	*2

13134T-92 (T)	D (mm)	H (mm)	L (mm)	R (mm)	(g)	(pcs.)	
T30	22	60	92	6	105	10	*2
T40	22	60	92	6.9	107	10	*2
T45	22	60	92	8	111	10	*2
T50	22	60	92	9	115	10	*2
T55	22	60	92	11.4	125	10	*2
T60	22	60	92	13.5	137	10	*2

*2 C-Ring=C32, Pin/O-Ring=A32/B32 → P110-111

13134T-52 (IP)	D (mm)	H (mm)	L (mm)	R (mm)	(g)	(pcs.)	
30IP	22	20	52	6	88	10	*2
40IP	22	20	52	6.9	90	10	*2
45IP	22	20	52	8	92	10	*2
50IP	22	20	52	9	96	10	*2
55IP	22	20	52	11.4	100	10	*2
60IP	22	20	52	13.5	108	10	*2

13134T-92 (IP)	D (mm)	H (mm)	L (mm)	R (mm)	(g)	(pcs.)	
30IP	22	60	92	6	105	10	*2
40IP	22	60	92	6.8	107	10	*2
45IP	22	60	92	8	111	10	*2
50IP	22	60	92	9	115	10	*2
55IP	22	60	92	11.4	126	10	*2
60IP	22	60	92	13.5	139	10	*2

*2 C-Ring=C32, Pin/O-Ring=A32/B32 → P110-111

13134X-52 (XZN)	D (mm)	H (mm)	L (mm)	R (mm)	(g)	(pcs.)	
M 5	22	20	52	6	88	10	*2
M 6	22	20	52	6.2	90	10	*2
M 8	22	20	52	7.4	92	10	*2
M10	22	20	52	9.8	96	10	*2
M12	22	20	52	11.7	100	10	*2
M14	22	20	52	13.5	108	10	*2

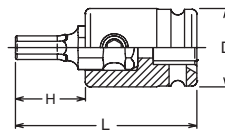
13134X-92 (XZN)	D (mm)	H (mm)	L (mm)	R (mm)	(g)	(pcs.)	
M 5	22	60	92	6	104	10	*2
M 6	22	60	92	6.2	106	10	*2
M 8	22	60	92	7.4	109	10	*2
M10	22	60	92	9.8	124	10	*2
M12	22	60	92	11.7	129	10	*2
M14	22	60	92	13.5	139	10	*2

*2 C-Ring=C32, Pin/O-Ring=A32/B32 → P110-111

⚠ The items with ⚠ have larger output size than 7/16" input hex drive. Due to this design the Maximum output torque rating is less than standards.

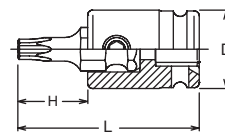
13134M-52 / -92

Bit Holder complete with Bit, Inhex
Klingenhalter komplett mit Klinge, Innensechskant
Porte embouts avec bit 6-pans creux



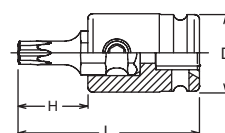
13134T-52 / -92 (T)

Bit Holder complete with TORX® Bit
Klingenhalter, komplett mit TORX® Klinge
Porte embouts avec bit TORX®



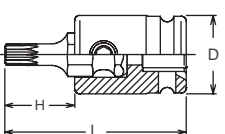
13134T-52 / -92 (IP)

Bit Holder complete with TORXPLUS® Bit
Klingenhalter, komplett mit TORXPLUS® Klinge
Porte embouts avec bit TORXPLUS®



13134X-52 / -92 (XZN)

Bit Holder complete with XZN Bit
Klingenhalter, komplett mit XZN Klinge
Porte embouts avec bit XZN



Impact Sockets Impact Steckschlüssel Douilles Impact

3/8"

BITS, NUT SETTERS AND ADAPTORS

IMPACT SOCKETS

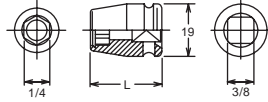
SLEEVE-DRIVE SOCKETS

PROTECTOR

INDUSTRIAL SOCKETS

TOOLS FOR CONSTRUCTION SITES

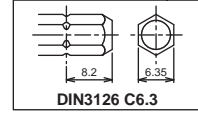
13139 Bit Holder Klingenhalter Porte-embout



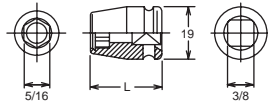
	D ₁ (mm)	D ₂ (mm)	L (mm)	 (g)	 (pcs.)	
13139-1/4	11	19	30	32	10	*1

*1 C-Ring=C31, Pin/O-Ring=A31/B31 → P110-111

For DIN3126 C6.3 Bits
Für DIN3126 C6.3 Bits
Pour DIN3126 C6.3 Embouts



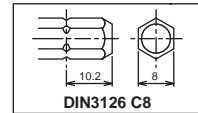
13140 Bit Holder Klingenhalter Porte-embout



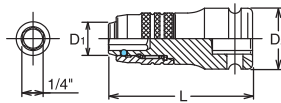
	D ₁ (mm)	D ₂ (mm)	L (mm)	 (g)	 (pcs.)	
13140-5/16	14	19	30	32	10	*1




*1 C-Ring=C31, Pin/O-Ring=A31/B31 → P110-111

For DIN3126 C8 Bits
Für DIN3126 C8 Bits
Pour DIN3126 C8 Embouts



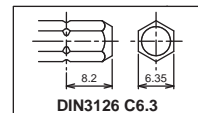
13142-D6.3 Impact Bit Holder (Quick Release) Impact Kingenhalter (Schnellwechselfutter) Porte embout Impact (mandrin autoserrant)




	D ₁ (mm)	D ₂ (mm)	L (mm)	 (g)	 (pcs.)	
13142-D6.3	16	19	45	60	10	*1

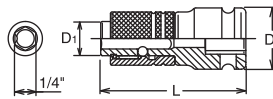
*1 C-Ring=C31, Pin/O-Ring=A31/B31 → P110-111



For DIN3126 C6.3 Bits
Für DIN3126 C6.3 Bits
Pour DIN3126 C6.3 Embouts



 You may not hold the sliding part while moving to avoid heating up by friction and reduction by wear.

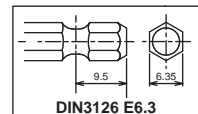
13142-F6.3 Impact Bit Holder (Quick Release) Impact Kingenhalter (Schnellwechselfutter) Porte embout Impact (mandrin autoserrant)



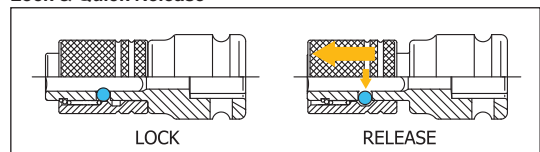
	D ₁ (mm)	D ₂ (mm)	L (mm)	 (g)	 (pcs.)	
13142-F6.3	16.5	19	45	60	10	*1


*1 C-Ring=C31, Pin/O-Ring=A31/B31 → P110-111

For DIN3126 E6.3 Bits
Für DIN3126 E6.3 Bits
Pour DIN3126 E6.3 Embouts



Lock & Quick Release




 You may not hold the sliding part while moving to avoid heating up by friction and reduction by wear.

	TYPE	D (mm)	L (mm)	(g)	(pcs.)	
13760-50P	Pin	22	50	70	10	*2
13760-75P	Pin	22	75	95	10	*2
13760-100P	Pin	22	100	115	10	*2
13760-125P	Pin	22	125	140	5	*2
13760-150P	Pin	22	150	165	5	*2
13760-200P	Pin	22	200	215	5	*2
13760-250P	Pin	22	250	260	5	*2

	TYPE	D (mm)	L (mm)	(g)	(pcs.)	
13760-50	Hole	22	50	70	10	*2
13760-75	Hole	22	75	95	10	*2
13760-100	Hole	22	100	115	10	*2
13760-125	Hole	22	125	140	5	*2
13760-150	Hole	22	150	165	5	*2
13760-200	Hole	22	200	215	5	*2
13760-250	Hole	22	250	260	5	*2

*2 C-Ring=C32, Pin/O-Ring=A32/B32 → P110-111



13760-P 13760

Extension Bars
Verlängerungen
Rallonges



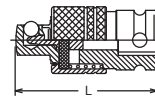
	L (mm)	(g)	(pcs.)	
13333AL	45	62	10	*1

*1 C-Ring=C31, Pin/O-Ring=A31/B31 → P110-111

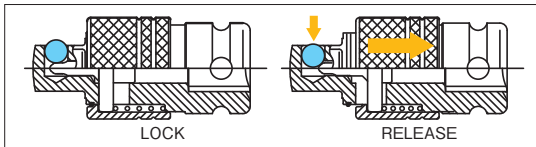


13333AL

Adaptor (Quick Release)
Verbindungsstück (Quick Release) ⚠
Adaptateur (Quick Release)



Lock & Quick Release



⚠ You may not hold the sliding part while moving to avoid heating up by friction and reduction by wear.



Impact Sockets Impact Steckschlüssel Douilles Impact

3/8"

BITS, NUT SETTERS AND ADAPTORS

IMPACT SOCKETS

SLEEVE-DRIVE SOCKETS

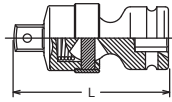

PROTECTOR

INDUSTRIAL SOCKETS

TOOLS FOR CONSTRUCTION SITES

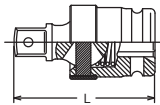
13770-P 13770

Universal Joint
Gelenk-Einsatz
Joint articulé



13771-P 13771

Universal Joint
Gelenk-Einsatz
Joint articulé



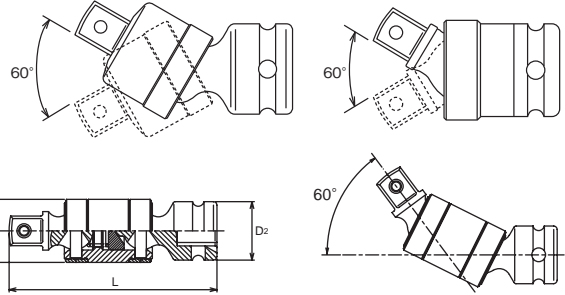
	TYPE	L (mm)	(g)	(pcs.)	(V)
13770-P	Pin	56	110	10	*2
13770	Hole	56	110	10	*2
13771-P	Pin	48	92	10	*2
13771	Hole	48	92	10	*2

*2 C-Ring=C32, Pin/O-Ring=A32/B32 → P110-111

Our ball joints are spring-loaded and can therefore be adjusted to an angle of max. 30°.

Unsere Kugelgelenke sind federbelastet dadurch sind sie auf einen Winkel von max 30° einstellbar.

Nos joints à rotule sont à ressort et peuvent donc être réglés jusqu'à un angle de 30° maximum.



13772-P / 13772-B

Universal Double Joint
Doppelgelenk-Einsatz
Joint articulé double



	TYPE	D ₁ (mm)	D ₂ (mm)	L (mm)	(g)	(pcs.)	(V)
13772-P	Pin	22	19	75	120	5	*1
13772-B	Ball	22	19	75	120	5	*1

*1 C-Ring=C31, Pin/O-Ring=A31/B31 → P110-111

Make sure sockets hold bolts or nuts before operation.

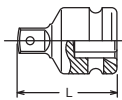
Vergewissern Sie sich vor dem Gebrauch, dass der Steckschlüssel die Schraube sicher umfasst hat.

Avant la manipulation, il est nécessaire de s'assurer que la douille renferme parfaitement la vis.

13772 and 14772 have less load capacity than standard. In the interest of your safety always use properly.

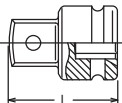
13322A-P 13322A

Adaptor
Verbindungsstück
Réducteur



13344A-P 13344A

Adaptor
Verbindungsstück
Augmentateur



13241M



Socket Set
Steckschlüssel Satz
Jeu de clés à douilles



13242M



Socket Set
Steckschlüssel Satz
Jeu de clés à douilles



	TYPE	(sq.)	(sq.)	L (mm)	(g)	(pcs.)	(V)
13322A-P	Pin	3/8"	1/4"	27	25	10	*1
13322A	Hole	3/8"	1/4"	27	25	10	*1

*1 C-Ring=C31, Pin/O-Ring=A31/B31 → P110-111

Adapting down from bigger square drive to smaller square drive may lead to excessive torque load and possibly cause breakage. Always stay within safe torque of the smaller square drive.

Die mit gekennzeichneten Artikel können bei Überbelastung zu Bruch gehen. Aus Gründen Ihrer eigenen Sicherheit sollten die betreffenden Werkzeuge nie ruckartig, sondern nach und nach belastet werden, um Bruch und damit verbundene mögliche Verletzungen zu vermeiden.

Il est possible d'appliquer aux articles marqués des couples de serrage susceptibles d'occasionner leur rupture. Pour votre propre sécurité, veuillez toujours appliquer la charge d'une manière uniforme et progressive. Ceci pour éviter ruptures et accidents.

	TYPE	(sq.)	(sq.)	L (mm)	(g)	(pcs.)	(V)
13344A-P	Pin	3/8"	1/2"	32.5	53	10	*2
13344A	Hole	3/8"	1/2"	32.5	53	10	*2

*2 C-Ring=C32, Pin/O-Ring=A32/B32 → P110-111

13241M 11 Pieces Set/△=850g
METAL CASE:W240xH30xT35mm

Sockets
 13400M 6-pt. Sockets
9, 10, 11, 12, 13, 14, 15, 16, 17, 18, 19

13242M 11 Pieces Set/△=1,140g
METAL CASE:W310xH90xT48mm

Sockets
 13400M 6-pt. Sockets
9, 10, 11, 12, 13, 14, 15, 16, 17, 18, 19

1/2"

Impact Sockets
Impact Steckschlüssel
Douilles Impact

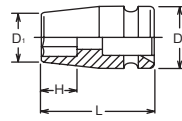


14400M / 14400A

6-point Sockets
6-kant Steckschlüssel
Douilles 6-pans

14400M (mm)	D ₁ (mm)	D ₂ (mm)	H (mm)	L (mm)	(g)	(pcs.)	
8	14.5	25	6	38	85	10	*1
9	15.7	25	7	38	85	10	*1
10	17	25	7	38	85	10	*1
11	18.2	25	8	38	85	10	*1
12	19.5	25	9	38	85	10	*1
13	20.7	25	10	38	85	10	*1
14	22	25	10	38	85	10	*1
15	23.2	30	11	38	130	10	*2
16	24.5	30	11	38	130	10	*2
17	25.7	30	12	38	130	10	*2
18	27	30	13	38	130	10	*2
19	28.2	30	13	38	125	10	*2
20	29.5	30	13	38	127	10	*2
21	30.7	30	14	38	120	10	*2
22	32	30	14	38	130	10	*2
23	33.2	30	14	38	130	10	*2
24	34.5	30	14	38	135	10	*2
25	35.7	30	14	38	135	10	*2
26	37	30	14	38	160	10	*2
27	38.2	30	16	40	160	10	*2
28	39.5	30	16	40	170	10	*2
29	40.7	30	17	42	190	10	*2
30	42	30	17	42	190	10	*2
31	43.2	30	17	42	213	10	*2
32	44.5	30	18	42	216	10	*2
33	45.7	30	19	46	260	5	*2
34	47	30	19	46	263	5	*2
35	48.2	30	19	46	275	5	*2
36	49.5	30	20	46	285	5	*2
38	52	30	20	53	360	5	*2
41	55.7	30	21	55	411	2	*2

*1 C-Ring=C41, Pin/O-Ring=A41/B41 → P110-111
*2 C-Ring=C42, Pin/O-Ring=A42/B42



14400A (inch)	D ₁ (mm)	D ₂ (mm)	H (mm)	L (mm)	(g)	(pcs.)	
1/4	12	25	5	38	80	10	*1
5/16	14.5	25	6	38	85	10	*1
3/8	17	25	7	38	85	10	*1
7/16	18.2	25	8	38	85	10	*1
1/2	20.7	25	10	38	85	10	*1
9/16	22	25	10	38	85	10	*1
19/32	23.2	30	11	38	130	10	*2
5/8	24.5	30	11	38	130	10	*2
11/16	25.7	30	12	38	130	10	*2
3/4	28.2	30	13	38	125	10	*2
13/16	30.7	30	14	38	120	10	*2
7/8	32	30	14	38	130	10	*2
15/16	34.5	30	14	38	135	10	*2
1	35.7	30	14	38	135	10	*2
1. 1/16	38.2	30	16	40	160	10	*2
1. 1/8	40.7	30	17	42	190	10	*2
1. 3/16	42	30	17	42	190	10	*2
1. 1/4	44.5	30	18	42	216	10	*2
1. 5/16	45.7	30	19	46	260	5	*2
1. 3/8	47	30	19	46	263	5	*2
1. 1/2	52	30	20	53	365	5	*2

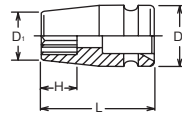
*1 C-Ring=C41, Pin/O-Ring=A41/B41 → P110-111
*2 C-Ring=C42, Pin/O-Ring=A42/B42

14405M / 14405A

12-point Sockets
12-kant Steckschlüssel
Douilles 12-pans

14405M (mm)	D ₁ (mm)	D ₂ (mm)	H (mm)	L (mm)	(g)	(pcs.)	
8	14.5	25	6	38	85	10	*1
9	15.7	25	7	38	85	10	*1
10	17	25	7	38	85	10	*1
11	18.2	25	8	38	84	10	*1
12	19.5	25	9	38	84	10	*1
13	20.7	25	10	38	84	10	*1
14	22	25	10	38	84	10	*1
15	23.2	30	11	38	130	10	*2
16	24.5	30	11	38	127	10	*2
17	25.7	30	12	38	128	10	*2
18	27	30	13	38	130	10	*2
19	28.2	30	13	38	125	10	*2
20	29.5	30	13	38	127	10	*2
21	30.7	30	14	38	120	10	*2
22	32	30	14	38	130	10	*2
23	33.2	30	14	38	132	10	*2
24	34.5	30	14	38	133	10	*2
26	37	30	14	38	147	10	*2
27	38.2	30	16	40	157	10	*2
28	39.5	30	16	40	170	10	*2
30	42	30	17	42	190	10	*2
32	44.5	30	18	42	216	10	*2
36	49.5	30	20	46	285	5	*2
41	55.7	30	21	55	411	2	*2

*1 C-Ring=C41, Pin/O-Ring=A41/B41 → P110-111
*2 C-Ring=C42, Pin/O-Ring=A42/B42



14405A (inch)	D ₁ (mm)	D ₂ (mm)	H (mm)	L (mm)	(g)	(pcs.)	
5/16	14.5	25	6	38	85	10	*1
3/8	17	25	7	38	85	10	*1
7/16	18.2	25	8	38	85	10	*1
1/2	20.7	25	10	38	85	10	*1
9/16	22	25	10	38	85	10	*1
5/8	24.5	30	11	38	130	10	*2
11/16	25.7	30	12	38	130	10	*2
3/4	28.2	30	13	38	125	10	*2
13/16	30.7	30	14	38	120	10	*2
7/8	32	30	14	38	130	10	*2
15/16	34.5	30	14	38	135	10	*2
1	35.7	30	14	38	135	10	*2
1. 1/16	38.2	30	16	40	160	10	*2
1. 1/8	40.7	30	17	42	190	10	*2
1. 3/16	42	30	17	42	190	10	*2
1. 1/4	44.5	30	18	42	216	10	*2
1. 5/16	45.7	30	19	46	260	5	*2
1. 3/8	47	30	19	46	263	5	*2
1. 1/2	52	30	20	53	365	5	*2

*1 C-Ring=C41, Pin/O-Ring=A41/B41 → P110-111
*2 C-Ring=C42, Pin/O-Ring=A42/B42

RS14405M/11	11 Pieces Set/Rail 300mm	(g)
9,10,11,12,13,14,15,16,17,18,19		1,250

RS14405M/11

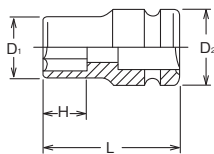
Socket Set on Rail
Steckschlüsselsatz auf Schiene
Jeu de douilles sur rail



BITS, NUT SETTERS AND ADAPTORS
IMPACT SOCKETS
SLEEVE-DRIVE SOCKETS
PROTECTOR
INDUSTRIAL SOCKETS
TOOLS FOR CONSTRUCTION SITES

14401M / 14401A

6-point Sockets, Thin Walled
6-kant Steckschlüssel, dünnwandig
Douilles à paroi mince, 6-pans



14401A (inch)	D ₁ (mm)	D ₂ (mm)	H (mm)	L (mm)	(g)	(pcs.)	
1/4	10.5	24	5	38	55	10	*1
5/16	13	24	6	38	57	10	*1
3/8	15.5	24	7	38	60	10	*1
7/16	16.7	24	8	38	62	10	*1
1/2	19.2	24	10	38	65	10	*1
9/16	20.5	24	10	38	67	10	*1
5/8	23	29	11	38	102	10	*2
11/16	24.2	29	12	38	105	10	*2
3/4	26.7	29	13	38	107	10	*2
13/16	29.2	29	14	38	109	10	*2
7/8	30.5	29	14	38	114	10	*2
15/16	33	29	14	38	122	10	*2
1	34.2	29	14	38	129	10	*2
1. 1/16	35.5	29	14	40	131	10	*2
1. 1/8	39.2	29	17	42	165	10	*2
1. 3/16	40.5	29	17	42	178	10	*2
1. 1/4	43	29	18	42	188	10	*2
1. 5/16	44.2	29	19	46	219	5	*2
1. 3/8	45.5	29	19	46	248	5	*2

*1 C-Ring=C41, Pin/O-Ring=A41/B41

*2 C-Ring=C42, Pin/O-Ring=A42/B42

→ P110-111

14401M (mm)	D ₁ (mm)	D ₂ (mm)	H (mm)	L (mm)	(g)	(pcs.)	
8	13	24	6	38	57	10	*1
9	14.2	24	7	38	58	10	*1
10	15.5	24	7	38	60	10	*1
11	16.7	24	8	38	62	10	*1
12	18	24	9	38	63	10	*1
13	19.2	24	10	38	65	10	*1
14	20.5	24	10	38	67	10	*1
15	21.7	29	11	38	100	10	*2
16	23	29	11	38	102	10	*2
17	24.2	29	12	38	105	10	*2
18	25.5	29	13	38	105	10	*2
19	26.7	29	13	38	107	10	*2
20	28	29	13	38	108	10	*2
21	29.2	29	14	38	109	10	*2
22	30.5	29	14	38	114	10	*2
23	31.7	29	14	38	118	10	*2
24	33	29	14	38	122	10	*2
25	34.2	29	14	38	129	10	*2
26	35.5	29	14	38	131	10	*2
27	36.7	29	16	40	145	10	*2
28	38	29	16	40	152	10	*2
29	39.2	29	17	42	165	10	*2
30	40.5	29	17	42	178	10	*2
31	41.7	29	17	42	185	10	*2
32	43	29	18	42	188	10	*2
33	44.2	29	19	46	219	5	*2
34	45.5	29	19	46	248	5	*2
35	46.7	29	19	46	250	5	*2
36	48	29	20	46	264	5	*2
38	50.5	29	20	53	316	5	*2
41	54.2	29	21	55	374	2	*2

*1 C-Ring=C41, Pin/O-Ring=A41/B41

*2 C-Ring=C42, Pin/O-Ring=A42/B42

→ P110-111

RS14401M/10

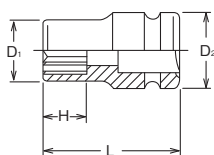
Socket Set on Rail
Steckschlüsselsatz auf Schiene
Jeu de douilles sur rail



RS14401M/10	10 Pieces Set/Rail 300mm	(g)
10, 12, 13, 14, 17, 19, 21, 22, 24, 27		1,010

14406M / 14406A

12-point Sockets, Thin Walled
12-kant Steckschlüssel, dünnwandig
Douilles à paroi mince, 12-pans



14406A (inch)	D ₁ (mm)	D ₂ (mm)	H (mm)	L (mm)	(g)	(pcs.)	
1/4	10.5	24	5	38	55	10	*1
5/16	13	24	6	38	57	10	*1
3/8	15.5	24	7	38	60	10	*1
7/16	16.7	24	8	38	62	10	*1
1/2	19.2	24	10	38	65	10	*1
9/16	20.5	24	10	38	67	10	*1
5/8	23	29	11	38	102	10	*2
11/16	24.2	29	12	38	105	10	*2
3/4	26.7	29	13	38	107	10	*2
13/16	29.2	29	14	38	109	10	*2
7/8	30.5	29	14	38	114	10	*2
15/16	33	29	14	38	122	10	*2
1	34.2	29	14	38	129	10	*2
1. 1/16	35.5	29	14	40	131	10	*2
1. 1/8	39.2	29	17	42	165	10	*2
1. 3/16	40.5	29	17	42	178	10	*2
1. 1/4	43	29	18	42	188	10	*2
1. 5/16	44.2	29	19	46	219	5	*2
1. 3/8	45.5	29	19	46	248	5	*2

*1 C-Ring=C41, Pin/O-Ring=A41/B41

*2 C-Ring=C42, Pin/O-Ring=A42/B42

→ P110-111

14406M (mm)	D ₁ (mm)	D ₂ (mm)	H (mm)	L (mm)	(g)	(pcs.)	
8	13	24	6	38	57	10	*1
9	14.2	24	7	38	58	10	*1
10	15.5	24	7	38	60	10	*1
11	16.7	24	8	38	62	10	*1
12	18	24	9	38	63	10	*1
13	19.2	24	10	38	65	10	*1
14	20.5	24	10	38	67	10	*1
15	21.7	29	11	38	100	10	*2
16	23	29	11	38	102	10	*2
17	24.2	29	12	38	105	10	*2
18	25.5	29	13	38	105	10	*2
19	26.7	29	13	38	107	10	*2
20	28	29	13	38	108	10	*2
21	29.2	29	14	38	109	10	*2
22	30.5	29	14	38	114	10	*2
23	31.7	29	14	38	118	10	*2
24	33	29	14	38	122	10	*2
25	34.2	29	14	38	129	10	*2
26	35.5	29	14	38	131	10	*2
27	36.7	29	16	40	145	10	*2
28	38	29	16	40	152	10	*2
29	39.2	29	17	42	165	10	*2
30	40.5	29	17	42	178	10	*2
31	41.7	29	17	42	185	10	*2
32	43	29	18	42	188	10	*2
33	44.2	29	19	46	219	5	*2
34	45.5	29	19	46	248	5	*2
36	48	29	20	46	264	5	*2

*1 C-Ring=C41, Pin/O-Ring=A41/B41

*2 C-Ring=C42, Pin/O-Ring=A42/B42

→ P110-111

1/2"

Impact Sockets
Impact Steckschlüssel
Douilles Impact

14401MS (mm)	D ₁ (mm)	D ₂ (mm)	H (mm)	L (mm)	(g)	(pcs.)	
New 10	15.5	24	4.5	23	41	10	*1
New 12	18	24	5.5	24	42	10	*1
New 13	19.2	24	6.5	25	43	10	*1
New 14	20.5	24	6.5	25	43	10	*1
New 15	21.7	29	7.5	26	70	10	*2
New 16	23	29	7.5	26	73	10	*2
New 17	24.2	29	7.5	26	76	10	*2
New 18	25.5	29	7.5	26	78	10	*2
New 19	26.7	29	9.5	28	79	10	*2
New 21	29.2	29	10	28.5	79	10	*2
New 22	30.5	29	10	28.5	84	10	*2
New 24	33	29	10	28.5	87	10	*2
New 27	36.7	29	10	28.5	100	10	*2

*1 C-Ring=C41, Pin/O-Ring=A41/B41 → P110-111
*2 C-Ring=C42, Pin/O-Ring=A42/B42

RS14401MS/9	9 Pieces Set/Rail 300mm	(g)
New	10, 12, 13, 14, 15, 16, 17, 18, 19	610
RS14401MS/10	10 Pieces Set/Rail 300mm	(g)
	10, 12, 13, 14, 17, 19, 21, 22, 24, 27	740

14400MG (mm)	D ₁ (mm)	D ₂ (mm)	H (mm)	L (mm)	(g)	(pcs.)	
8	14.5	25	3.5	38	95	10	*1
10	17	25	4.2	38	95	10	*1
12	19.5	25	5.6	38	100	10	*1
13	20.7	25	6	38	100	10	*1
14	22	25	6.4	38	105	10	*1
15	23.2	30	6.8	38	140	10	*2
16	24.5	30	7	38	145	10	*2
17	25.7	30	7.5	38	145	10	*2
18	27	30	7.8	38	147	10	*2
19	28.2	30	8	38	147	10	*2
21	30.7	30	8	38	165	10	*2

*1 C-Ring=C41, Pin/O-Ring=A41/B41 → P110-111
*2 C-Ring=C42, Pin/O-Ring=A42/B42

14401LH (LH-S)	D ₁ (mm)	D ₂ (mm)	H (mm)	L (mm)	(g)	(pcs.)	
6S	13	25	5.6	38	65	10	*1
8S	16.7	25	6.8	38	69	10	*1
10S	19.2	25	8	38	75	10	*1
12S	23	30	9.2	38	115	10	*2
14S	25.5	30	10.4	38	121	10	*2
16S	29.2	30	11.6	38	128	10	*2

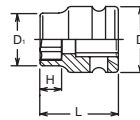
*1 C-Ring=C41, Pin/O-Ring=A41/B41 → P110-111
*2 C-Ring=C42, Pin/O-Ring=A42/B42

14410M (mm)	D ₁ (mm)	D ₂ (mm)	H (mm)	L (mm)	(g)	(pcs.)	
10	17	25	7	38	100	10	*1
11	18.2	25	8	38	103	10	*1
12	19.5	25	9	38	110	10	*1
13	20.7	25	10	38	113	10	*1
14	22	25	10	38	115	10	*1
15	23.2	30	11	38	120	10	*2
16	24.5	30	11	38	120	10	*2
17	25.7	30	12	38	126	10	*2
18	27	30	13	38	121	10	*2
19	28.2	30	13	38	124	10	*2
20	29.5	30	13	38	123	10	*2
21	30.7	30	14	38	120	10	*2
22	32	30	14	38	130	10	*2
New 23	33.2	30	14	38	130	10	*2
24	34.5	30	14	38	134	10	*2
25	35.7	30	14	38	135	10	*2
26	37	30	14	38	160	10	*2
27	38.2	30	16	40	160	10	*2
28	39.5	30	16	40	170	10	*2
29	40.7	30	17	42	190	10	*2
30	42	30	17	42	190	10	*2
31	43.2	30	17	42	213	10	*2
32	44.5	30	18	42	216	10	*2
34	47	30	19	46	263	5	*2
36	49.5	30	20	46	285	5	*2

*1 C-Ring=C41, Pin/O-Ring=A41/B41 → P110-111
*2 C-Ring=C42, Pin/O-Ring=A42/B42



14401MS 6-point short sockets, Thin Walled
6-kant Steckschlüssel kurz, dünnwandig
Douilles 6-pans courtes, à paroi mince

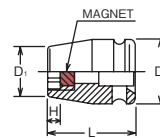


RS14401MS/9
RS14401MS/10

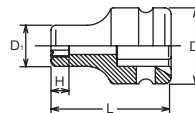
Socket Set on Rail
Steckschlüsselsatz auf Schiene
Jeu de douilles sur rail



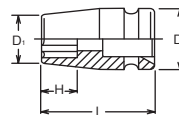
14400MG 6-point Sockets with Magnet
6-kant Steckschlüssel mit Magnet
Douilles 6-pans avec aimant



14401LH LHS Sockets
Steckschlüssel mit LHS Profil
Douilles au profil LHS



14410M Surface Drive Sockets
Surface Drive Steckschlüssel
Douilles, Surface Drive



SURFACE DRIVE

Surface drive sockets are designed to retain contact with the flat sides of the nut in order to transmit higher torque and reduce nut wear. These sockets are ideal for using on polished nuts, aluminum nuts and nuts with worn out points.

Das Profil unserer Surface-Drive Steckschlüssel greift die Schraube an deren Flächen. Dies sichert eine höhere Kraftübertragung und verhindert ein Durchrutschen des Steckschlüssels. Diese Steckschlüssel eignen sich besonders für polierte Schrauben, Aluminium Schrauben und Schrauben bei denen die Ecken bereits abgerundet sind.

Notre profil Surface Drive assure le contact entre la douille et les plats de l'écrou. Ceci réduit l'usure et permet la transmission d'un couple plus élevé. C'est une solution idéale pour les écrous polies, celles en aluminium ou arrondies.

Impact Sockets Impact Steckschlüssel Douilles Impact

1/2"

BITS, NUT SETTERS AND ADAPTORS

IMPACT SOCKETS

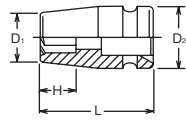
SLEEVE-DRIVE SOCKETS

PROTECTOR

INDUSTRIAL SOCKETS

TOOLS FOR CONSTRUCTION SITES

14465M Pathfinder Sockets Pathfinder Steckschlüssel Douilles Pathfinder



PATHFINDER®

The beveled flats of the 6-points opening of the PATHFINDER socket engage the nut almost immediately. PATHFINDER sockets are ideal for using with power tools in automatic assembly processes, as the power tool does not have to be totally stopped for the socket to engage the nut.

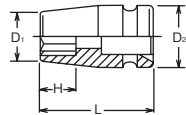
Da die Maschine nicht nach jedem Schraubvorgang angehalten werden muss, ergibt sich eine erhöhte Produktivität, die sich bei vollautomatischen Maschinen (Mehrschrauberschrauber) ganz besonders auswirkt.

Les parois en biais des douilles en 6-pans Pathfinder assurent l'engagement quasi immédiat de l'écrou. Le fait de ne pas devoir arrêter la machine après chaque serrage, engendre une productivité supérieure dans les chaînes de montage automatiques.

14465M (mm)	D ₁ (mm)	D ₂ (mm)	H (mm)	L (mm)	(g)	(pcs.)	
10	17	25	8	38	89	10	*1
11	18.2	25	8	38	87	10	*1
12	19.5	25	9	38	87	10	*1
13	20.7	25	9	38	86	10	*1
14	22	25	11	38	86	10	*1
15	23.2	30	11	38	131	10	*2
16	24.5	30	11	38	131	10	*2
17	25.7	30	12	38	132	10	*2
18	27	30	13	38	128	10	*2
19	28.2	30	13	38	128	10	*2
20	29.5	30	14	38	125	10	*2
21	30.7	30	14	38	128	10	*2
22	32	30	15	38	130	10	*2
23	33.2	30	15	38	135	10	*2
24	34.5	30	15	38	135	10	*2
26	37	30	15	38	152	10	*2
27	38.2	30	16	40	169	10	*2

*1 C-Ring=C41, Pin/O-Ring=A41/B41 → P110-111
*2 C-Ring=C42, Pin/O-Ring=A42/B42

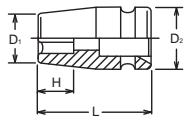
14415M Double 4-point Socket Doppelvierkant Steckschlüssel Douilles 4-pans, doubles



14415M (mm)	D ₁ (mm)	D ₂ (mm)	H (mm)	L (mm)	(g)	(pcs.)	
14	25.7	30	10	38	138	10	*2
15	27	30	11	38	145	10	*2
16	29.5	30	11	38	150	10	*2
17	30.7	30	12	38	155	10	*2
18	32	30	13	38	165	10	*2
19	33.2	30	14	38	170	10	*2
22	38.2	30	14	40	185	10	*2
24	42	30	14	42	215	10	*2
27	45.7	30	16	46	278	5	*2
28	47	30	16	46	285	5	*2
29	49.5	30	17	46	326	5	*2

*2 C-Ring=C42, Pin/O-Ring=A42/B42 → P110-111

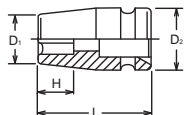
14425 TORX® Sockets TORX® Steckschlüssel Douilles TORX®



14425 (E)	D ₁ (mm)	D ₂ (mm)	H (mm)	L (mm)	(g)	(pcs.)	
E10	14.2	25	8.2	38	86	10	*1
E11	14.7	25	8.7	38	86	10	*1
E12	15.2	25	9.3	38	85	10	*1
E14	18.2	25	10.6	38	88	10	*1
E16	19.2	25	11.8	38	88	10	*1
E18	22.2	25	13	40	89	10	*1
E20	24.2	30	14.4	40	134	10	*2
E22	26.2	30	15.5	40	140	10	*2
E24	28.2	30	17	42	138	10	*2

*1 C-Ring=C41, Pin/O-Ring=A41/B41 → P110-111
*2 C-Ring=C42, Pin/O-Ring=A42/B42

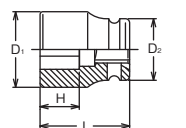
14425-EPL TORXPLUS® Sockets TORXPLUS® Steckschlüssel Douilles TORXPLUS®



14425 (EPL)	D ₁ (mm)	D ₂ (mm)	H (mm)	L (mm)	(g)	(pcs.)	
10EPL	14.5	25	6.2	38	86	10	*1
12EPL	17	25	7.2	38	86	10	*1
14EPL	18.2	25	8.1	38	88	10	*1
16EPL	20.7	25	9.1	38	88	10	*1
18EPL	22	25	10.2	38	90	10	*1
20EPL	24.5	30	11.2	38	135	10	*2

*1 C-Ring=C41, Pin/O-Ring=A41/B41 → P110-111
*2 C-Ring=C42, Pin/O-Ring=A42/B42

14400-WN Weld Nut Sockets Steckschlüssel für Schweißmutter Douille pour écrou à souder



14400-WN	D ₁ (mm)	D ₂ (mm)	H (mm)	L (mm)	(g)	(pcs.)	
8WN	18.3	25	8	38	93	10	*1
9WN	19.5	25	9	38	93	10	*1
10WN	20.8	25	10	38	92	10	*1
12WN	24.5	30	12	38	139	10	*2
14WN	27	30	14	38	136	10	*2
17WN	32	30	17	40	150	10	*2

*1 C-Ring=C41, Pin/O-Ring=A41/B41 → P110-111
*2 C-Ring=C42, Pin/O-Ring=A42/B42

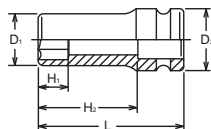
14301X (mm)	D ₁ (mm)	D ₂ (mm)	H ₁ (mm)	H ₂ (mm)	L (mm)	(g)	(pcs.)	
8	13	24	8	42	60	72	10	*1
9	14.2	24	9	42	60	75	10	*1
10	15.5	24	10	42	60	79	10	*1
11	16.7	24	11	42	60	82	10	*1
12	18	24	12	42	60	88	10	*1
13	19.2	24	13	42	60	92	10	*1
14	20.5	24	14	42	60	97	10	*1
15	21.7	29	15	42	60	125	10	*2
16	23	29	16	42	60	135	10	*2
17	24.2	29	17	42	60	142	10	*2
18	25.5	29	18	42	60	148	10	*2
19	26.7	29	19	41	60	151	10	*2
21	29.2	29	21	41	60	170	10	*2
22	30.5	29	22	45	65	187	10	*2
23	31.7	29	23	45	65	192	10	*2
24	33	29	24	45	65	202	10	*2
25	34.2	29	25	44	65	210	10	*2
26	35.5	29	26	44	65	218	10	*2
27	36.7	29	27	44	65	231	10	*2
30	40.5	29	30	44	65	268	10	*2
32	43	29	32	44	65	296	10	*2
33	44.2	29	33	44	65	318	2	*2
34	45.5	29	34	44	65	330	2	*2
36	48	29	36	44	65	350	2	*2

*1 C-Ring=C41, Pin/O-Ring=A41/B41
*2 C-Ring=C42, Pin/O-Ring=A42/B42 → P110-111

RS14301X/10	10 Pieces Set/Rail 300mm	(g)
10, 12, 13, 14, 17, 19, 21, 22, 24, 27		1,585

14301X

6-point Semi-Deep Socket, Thin Walled
6-kant Steckschlüssel mittel lang, dünnwandig
Douilles à paroi mince semi-longues, 6-pans



RS14301X/10

Socket Set on Rail
Steckschlüsselsatz auf Schiene
Jeu de douilles sur rail

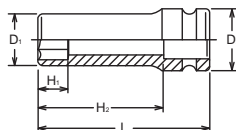


14300M / 14300A

6-point Deep Sockets
6-kant-Steckschlüssel lang
Douilles longues 6-pans

14300M (mm)	D ₁ (mm)	D ₂ (mm)	H ₁ (mm)	H ₂ (mm)	L (mm)	(g)	(pcs.)	
8	14.5	25	8	62	80	137	10	*1
9	15.7	25	9	62	80	138	10	*1
10	17	25	10	62	80	140	10	*1
11	18.2	25	11	62	80	156	10	*1
12	19.5	25	12	62	80	162	10	*1
13	20.7	25	13	62	80	162	10	*1
14	22	25	14	62	80	174	10	*1
15	23.2	30	15	62	80	220	10	*2
16	24.5	30	16	62	80	232	10	*2
17	25.7	30	17	62	80	232	10	*2
18	27	30	18	62	80	232	10	*2
19	28.2	30	19	61	80	259	10	*2
20	29.5	30	20	61	80	265	10	*2
21	30.7	30	21	61	80	265	10	*2
22	32	30	22	65	85	290	10	*2
23	33.2	30	23	65	85	300	10	*2
24	34.5	30	24	65	85	329	10	*2
25	35.7	30	25	65	85	345	10	*2
26	37	30	26	64	85	350	10	*2
27	38.2	30	27	64	85	385	10	*2
28	39.5	30	28	64	85	390	10	*2
29	40.7	30	29	63	85	416	10	*2
30	42	30	30	63	85	457	10	*2
31	43.2	30	31	63	85	505	10	*2
32	44.5	30	32	63	85	542	10	*2
33	45.7	30	33	62	85	562	2	*2
34	47	30	33	62	85	570	2	*2
35	48.2	30	35	62	85	600	2	*2
36	49.5	30	36	61	85	640	2	*2
38	52	30	38	60	85	655	2	*2
41	55.7	30	38	60	85	690	2	*2

*1 C-Ring=C41, Pin/O-Ring=A41/B41
*2 C-Ring=C42, Pin/O-Ring=A42/B42 → P110-111



14300A (inch)	D ₁ (mm)	D ₂ (mm)	H ₁ (mm)	H ₂ (mm)	L (mm)	(g)	(pcs.)	
5/16	14.5	25	8	62	80	137	10	*1
3/8	17	25	10	62	80	140	10	*1
7/16	18.2	25	11	62	80	156	10	*1
1/2	20.7	25	13	62	80	162	10	*1
9/16	22	25	14	62	80	174	10	*1
5/8	24.5	30	16	62	80	232	10	*2
11/16	25.7	30	17	62	80	232	10	*2
3/4	28.2	30	19	61	80	259	10	*2
13/16	30.7	30	21	61	80	265	10	*2
7/8	32	30	22	65	85	290	10	*2
15/16	34.5	30	24	65	85	329	10	*2
1	35.7	30	25	65	85	345	10	*2
1. 1/16	38.2	30	27	64	85	385	10	*2
1. 1/8	40.7	30	29	63	85	416	10	*2
1. 3/16	42	30	30	63	85	457	10	*2
1. 1/4	44.5	30	32	63	85	542	10	*2
1. 7/16	50.7	30	37	61	85	580	2	*2
1. 1/2	52	30	38	61	85	600	2	*2

*1 C-Ring=C41, Pin/O-Ring=A41/B41
*2 C-Ring=C42, Pin/O-Ring=A42/B42 → P110-111

Impact Sockets

Impact Steckschlüssel 1/2"

Douilles Impact

BITS, NUT SETTERS AND ADAPTORS

IMPACT SOCKETS

SLEEVE-DRIVE SOCKETS

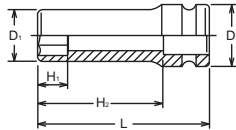
PROTECTOR

INDUSTRIAL SOCKETS

TOOLS FOR CONSTRUCTION SITES

14301M / 14301A

6-point Deep Sockets, Thin Walled
6-kant Steckschlüssel, dünnwandig
Douilles à paroi mince longues, 6-pans



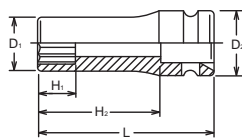
14301A (inch)	D ₁ (mm)	D ₂ (mm)	H ₁ (mm)	H ₂ (mm)	L (mm)	(g)	(pcs.)	
3/8	15.5	24	10	62	80	98	10	*1
7/16	16.7	24	11	62	80	104	10	*1
1/2	19.2	24	13	62	80	120	10	*1
9/16	20.5	24	14	62	80	127	10	*1
5/8	23	29	16	62	80	173	10	*2
11/16	24.2	29	17	62	80	182	10	*2
3/4	26.7	29	19	61	80	197	10	*2
13/16	29.2	29	21	61	80	218	10	*2
7/8	30.5	29	22	65	85	244	10	*2
15/16	33	29	24	65	85	261	10	*2
1. 1/16	36.7	29	27	64	85	314	10	*2
1. 1/8	39.2	29	29	63	85	349	10	*2

*1 C-Ring=C41, Pin/O-Ring=A41/B41
*2 C-Ring=C42, Pin/O-Ring=A42/B42

→ P110-111

14305M

12-point Deep Sockets
12-kant Steckschlüssel, lang
Douilles longues 12-pans



14301M (mm)	D ₁ (mm)	D ₂ (mm)	H ₁ (mm)	H ₂ (mm)	L (mm)	(g)	(pcs.)	
8	13	24	8	62	80	87	10	*1
9	14.2	24	9	62	80	92	10	*1
10	15.5	24	10	62	80	98	10	*1
11	16.7	24	11	62	80	104	10	*1
12	18	24	12	62	80	111	10	*1
13	19.2	24	13	62	80	120	10	*1
14	20.5	24	14	62	80	127	10	*1
15	21.7	29	15	62	80	169	10	*2
16	23	29	16	62	80	173	10	*2
17	24.2	29	17	62	80	182	10	*2
18	25.5	29	18	62	80	192	10	*2
19	26.7	29	19	61	80	197	10	*2
20	28	29	20	61	80	203	10	*2
21	29.2	29	21	61	80	218	10	*2
22	30.5	29	22	65	85	244	10	*2
23	31.7	29	23	65	85	253	10	*2
24	33	29	24	65	85	261	10	*2
25	34.2	29	25	65	85	282	10	*2
26	35.5	29	26	64	85	299	10	*2
27	36.7	29	27	64	85	314	10	*2
28	38	29	29	64	85	273	10	*2
29	39.2	29	29	63	85	280	10	*2
30	40.5	29	30	63	85	360	10	*2
31	41.7	29	31	63	85	370	10	*2
32	43	29	32	63	85	380	10	*2
34	45.5	29	34	62	85	411	2	*2
35	46.7	29	35	62	85	450	2	*2
36	48	29	36	61	85	460	2	*2
38	50.5	29	38	61	85	508	2	*2
41	54.2	29	38	60	85	552	2	*2

*1 C-Ring=C41, Pin/O-Ring=A41/B41

*2 C-Ring=C42, Pin/O-Ring=A42/B42

→ P110-111

14305M (mm)	D ₁ (mm)	D ₂ (mm)	H ₁ (mm)	H ₂ (mm)	L (mm)	(g)	(pcs.)	
8	14.5	25	8	62	80	137	10	*1
10	17	25	10	62	80	140	10	*1
11	18.2	25	11	62	80	156	10	*1
12	19.5	25	12	62	80	162	10	*1
13	20.7	25	13	62	80	162	10	*1
14	22	25	14	62	80	174	10	*1
15	23.2	30	15	62	80	220	10	*2
16	24.5	30	16	62	80	232	10	*2
17	25.7	30	17	62	80	232	10	*2
18	27	30	18	62	80	232	10	*2
19	28.2	30	19	61	80	259	10	*2
20	29.5	30	20	61	80	265	10	*2
21	30.7	30	21	61	80	265	10	*2
22	32	30	22	65	85	290	10	*2
23	33.2	30	23	65	85	300	10	*2
24	34.5	30	24	65	85	329	10	*2
26	37	30	26	64	85	350	10	*2
27	38.2	30	27	64	85	385	10	*2
28	39.5	30	28	64	85	390	10	*2
29	40.7	30	29	63	85	416	10	*2
30	42	30	30	63	85	457	10	*2
32	44.5	30	32	63	85	542	10	*2
33	45.7	30	33	62	85	562	2	*2
36	49.5	30	36	61	85	635	2	*2

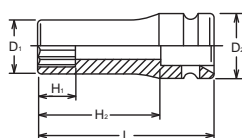
*1 C-Ring=C41, Pin/O-Ring=A41/B41

*2 C-Ring=C42, Pin/O-Ring=A42/B42

→ P110-111

14306M

12-point Deep Sockets, Thin Walled
12-kant Steckschlüssel, dünnwandig
Douilles à paroi mince longues, 12-pans



14306M (mm)	D ₁ (mm)	D ₂ (mm)	H ₁ (mm)	H ₂ (mm)	L (mm)	(g)	(pcs.)	
8	13	24	8	62	80	88	10	*1
10	15.5	24	10	62	80	98	10	*1
12	18	24	12	62	80	111	10	*1
13	19.2	24	13	62	80	120	10	*1
14	20.5	24	14	62	80	127	10	*1
15	21.7	29	15	62	80	169	10	*2
16	23	29	16	62	80	173	10	*2
17	24.2	29	17	62	80	182	10	*2
18	25.5	29	18	62	80	192	10	*2
19	26.7	29	19	61	80	197	10	*2
21	29.2	29	21	61	80	218	10	*2
22	30.5	29	22	65	85	244	10	*2
24	33	29	24	65	85	261	10	*2
27	36.7	29	27	64	85	314	10	*2
30	40.5	29	30	63	85	360	10	*2
32	43	29	32	63	85	380	10	*2

*1 C-Ring=C41, Pin/O-Ring=A41/B41

*2 C-Ring=C42, Pin/O-Ring=A42/B42

→ P110-111

14310M (mm)	D ₁ (mm)	D ₂ (mm)	H ₁ (mm)	H ₂ (mm)	L (mm)	(g)	(pcs.)	
10	17	25	10	62	80	136	10	*1
11	18.2	25	11	62	80	148	10	*1
12	19.5	25	12	62	80	156	10	*1
13	20.7	25	13	62	80	158	10	*1
14	22	25	14	62	80	170	10	*1
15	23.2	30	15	62	80	225	10	*2
16	24.5	30	16	62	80	228	10	*2
17	25.7	30	17	62	80	232	10	*2
18	27	30	18	62	80	232	10	*2
19	28.2	30	19	61	80	252	10	*2
20	29.5	30	20	61	80	260	10	*2
21	30.7	30	21	61	80	260	10	*2
22	32	30	22	65	85	290	10	*2
23	33.2	30	23	65	85	300	10	*2
24	34.5	30	24	65	85	322	10	*2
25	35.7	30	25	65	85	338	10	*2
26	37	30	26	64	85	350	10	*2
27	38.2	30	27	64	85	380	10	*2
28	39.5	30	28	64	85	390	10	*2
29	40.7	30	29	63	85	416	10	*2
30	42	30	30	63	85	450	10	*2
31	43.2	30	31	63	85	505	10	*2
32	44.5	30	32	63	85	535	10	*2
34	47	30	34	62	85	563	2	*2
36	49.5	30	36	61	85	630	2	*2

*1 C-Ring=C41, Pin/O-Ring=A41/B41 → P110-111
*2 C-Ring=C42, Pin/O-Ring=A42/B42

14300G (mm)	D ₁ (mm)	D ₂ (mm)	H ₁ (mm)	H ₂ (mm)	L (mm)	(g)	(pcs.)	
10	17	25	4.5	26	80	139	10	*1
12	19.5	25	6	26	80	165	10	*1
13	20.7	25	6.5	25	80	185	10	*1
14	22	25	7	24	80	189	10	*1
15	23.2	30	7	24	80	240	10	*2
16	24.5	30	7.5	26.5	80	270	10	*2
17	25.7	30	8	26.5	80	272	10	*2
18	27	30	8.5	26.5	80	290	10	*2
19	28.2	30	9	27.5	80	308	10	*2

*1 C-Ring=C41, Pin/O-Ring=A41/B41 → P110-111
*2 C-Ring=C42, Pin/O-Ring=A42/B42

14365M (mm)	D ₁ (mm)	D ₂ (mm)	H ₁ (mm)	H ₂ (mm)	L (mm)	(g)	(pcs.)	
10	17	25	8	62	80	138	10	*1
11	18.2	25	8	62	80	144	10	*1
12	19.5	25	9	62	80	165	10	*1
13	20.7	25	9	62	80	170	10	*1
14	22	25	11	62	80	178	10	*1
15	23.2	30	11	62	80	237	10	*2
16	24.5	30	11	62	80	245	10	*2
17	25.7	30	12	62	80	263	10	*2
18	27	30	13	62	80	268	10	*2
19	28.2	30	13	61	80	270	10	*2
20	29.5	30	14	61	80	274	10	*2
21	30.7	30	14	61	80	287	10	*2
22	32	30	15	65	85	314	10	*2
23	33.2	30	15	65	85	320	10	*2
24	34.5	30	15	65	85	335	10	*2
26	37	30	15	64	85	388	10	*2
27	38.2	30	16	64	85	407	10	*2

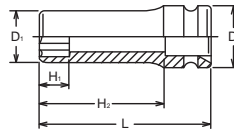
*1 C-Ring=C41, Pin/O-Ring=A41/B41 → P110-111
*2 C-Ring=C42, Pin/O-Ring=A42/B42

14325 (E)	D ₁ (mm)	D ₂ (mm)	H ₁ (mm)	H ₂ (mm)	L (mm)	(g)	(pcs.)	
E10	14.2	25	8.2	62	80	136	10	*1
E12	15.2	25	9.3	62	80	141	10	*1
E14	18.2	25	10.6	62	80	147	10	*1
E16	19.2	25	11.8	62	80	151	10	*1
E18	22.2	25	13	62	80	218	10	*1
E20	24.2	30	14.4	62	80	225	10	*2

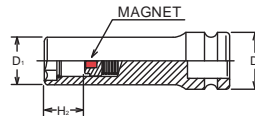
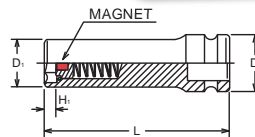
*1 C-Ring=C41, Pin/O-Ring=A41/B41 → P110-111
*2 C-Ring=C42, Pin/O-Ring=A42/B42



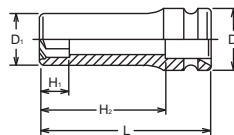
14310M Surface Drive Sockets, deep
Surface Drive Steckschlüssel, lang
Douilles longues, Surface Drive



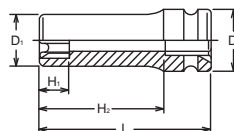
14300G Impact Socket with Sliding Magnet
Impact Steckschlüssel mit versenkbarem Magnet
Douilles Impact avec aimant, glissant pour écrous



14365M Pathfinder Sockets, deep
Pathfinder Steckschlüssel, lang
Douilles longues, Pathfinder



14325 TORX® Deep Sockets
TORX® Steckschlüssel, lang
Douilles longues TORX®



Impact Sockets Impact Steckschlüssel Douilles Impact

1/2"

BITS, NUT SETTERS AND ADAPTORS

IMPACT SOCKETS

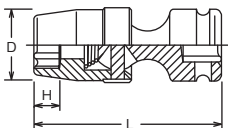
SLEEVE-DRIVE SOCKETS




PROTECTOR




INDUSTRIAL SOCKETS

TOOLS FOR CONSTRUCTION SITES

14440M / 14440A Universal Sockets Gelenk-Einsätze Douilles universelles

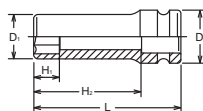





14440M (mm)	D (mm)	H (mm)	L (mm)	 (g)	 (pcs.)	
13	20.7	6	67.5	210	10	*1
14	22	7	69.5	210	10	*1
15	23.2	7	69.5	210	10	*1
16	24.5	8	69.5	206	10	*1
17	25.7	8	69.5	220	10	*1
18	27	9	69.5	218	10	*1
19	28.2	10	73.5	260	10	*1
20	29.5	10	73.5	270	10	*1
21	30.7	11	73.5	280	10	*1
22	32	13	73.5	290	10	*1
24	34.5	14	73.5	300	10	*1

14440A (inch)	D (mm)	H (mm)	L (mm)	 (g)	 (pcs.)	
1/2	20.7	6	67.5	210	10	*1
9/16	22	7	69.5	210	10	*1
5/8	24.5	8	69.5	206	10	*1
11/16	25.7	8	69.5	220	10	*1
3/4	28.2	10	73.5	260	10	*1

*1 C-Ring=C42, Pin/O-Ring=A42/B42  P110-111

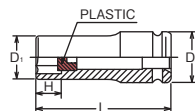
AN14300 Impact Sockets, Aluminium alloyed, for aluminium wheel nuts Aluminium-legierte Impact Steckschlüssel für Aluminium Radmuttern Douilles Impact en aluminium pour écrous de roue aluminium






AN14300 (mm)	D ₁ (mm)	D ₂ (mm)	H ₁ (mm)	H ₂ (mm)	L (mm)	 (g)	 (pcs.)	
17	25.7	30	17	62	80	85	10	*1
19	28.2	30	19	61	80	89	10	*1
21	30.7	30	21	61	80	93	10	*1

*1 C-Ring=C42, Pin/O-Ring=A42/B42  P110-111

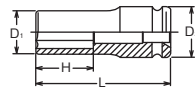
14113J Impact Sockets with Plastic Stops for Hub Cap Screws Impact Steckschlüssel mit Plastik-Anschlag für Zier-Radmuttern Douilles Impact avec arrêt en plastique, pour écrous de roue décoratifs






14113J (mm)	D ₁ (mm)	D ₂ (mm)	H (mm)	L (mm)	 (g)	 (pcs.)	
17	25.7	30	14	80	251	10	*1
19	28.2	30	16	80	286	10	*1
21	30.7	30	20	80	309	10	*1

*1 C-Ring=C42, Pin/O-Ring=A42/B42  P110-111

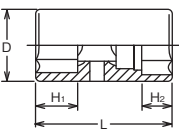

14113M For Hub Cap Screws Für Zier-Radmuttern Pour écrous de roue décoratifs





14113M (mm)	D ₁ (mm)	D ₂ (mm)	H (mm)	L (mm)	 (g)	 (pcs.)	
17	25.7	30	34	80	230	10	*1
19	28.2	30	38	80	262	10	*1
21	30.7	30	42	80	285	10	*1

*1 C-Ring=C42, Pin/O-Ring=A42/B42  P110-111




14118M Wheel Nut Sockets, Double Ended Radmuttern Steckschlüssel, doppelseitig Douilles pour écrous de roue à ouvertures doubles



14118M (mm)	D (mm)	H ₁ (mm)	H ₂ (mm)	L (mm)	 (g)	 (pcs.)
17x19	28	15.5	13	48	150	10
19x21	31	17.5	13	57	177	10
19x22	31	17.5	15	57	187	10

14218M Wheel Nut Sockets, Double Ended with Extension Bar Radmuttern Steckschlüssel, doppelseitig, mit Verlängerung Douille pour écrous de roue à ouvertures double plus rallonge



New 14218M		2 Pieces Set/  =360g	
CARDBOARD BOX			
Sockets		Accessory	
	14118PM 19x21		14760ST-B

Interchangeable Wheel Nut Socket of 19mm and 21mm.

1/2"

Impact Sockets
Impact Steckschlüssel
Douilles Impact

14145PM-110 (mm)	D ₁ (mm)	D ₂ (mm)	H (mm)	Shaft Colour	(g)	(pcs.)	
17	23.7	25.2	21	Blue	208	5	*1
19	25.7	27.2	23	Red	219	5	*1
21	27.5	29	25	Yellow	226	5	*1
22	29	30.5	26	White	238	5	*1



WHEEL NUT SOCKET

14145PM-110

Wheel Nut Sockets Set
Radmuttern Steckschlüssel im Satz
Douilles pour écrous de roue



EXTRA THIN WALL EXTRA DÜNNWANDIG PAROIS EXTRA MINCES

Special design for wheel nut work.

-110mm length gives socket extra reach for nuts recessed deep inside the wheel and ideal for Aluminum wheel nuts where access to nut is very tight.

-Blue(17mm), Red(19mm), Yellow(21mm) and White(22mm) colour coded shafts make size identification easy.

-Plastic insert helps prevent damaged to wheel nut.

Speziell entwickelt für die Montage von Radmuttern

- Die Länge von 110mm erlaubt es mit diesem Steckschlüssel auch extra tiefe Radmuttern zu erreichen.

- Dieser Steckschlüssel ist ideal für Radmuttern von Aluminiumfelgen, da gerade dort der Platz zwischen Schraube und Felge äußerst gering ist.

- Durch die farbige Markierung; blau(17mm), Rot(19mm), Gelb(21mm) und Weiß(22mm) wird die Erkennung des passenden Werkzeugs erleichtert.

- Der Plastikanschlag schützt die Radmutter vor Beschädigungen.

Douilles spécialement conçues pour les écrous de roue :

- La longueur de 110mm permet d'atteindre les écrous enfoncés profondément.

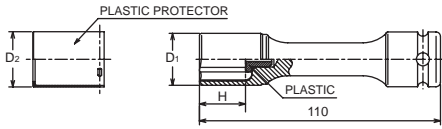
- Idéales pour les écrous des jantes en aluminium où le passage est souvent étroit

- Les corps de couleurs différentes facilitent l'identification : bleu (17mm), rouge (19mm), jaune (21mm) et blanc (22mm)

- Les inserts en plastique évitent de détériorer les jantes.

Please note that thin walled design is only for wheel nut work and Torque rating is limited.

*1 C-Ring=C41, Pin/O-Ring=A41/B41 → P110-111



PLASTIC PROTECTOR KUNSTSTOFF HÜLSE PROTECTION EN PLASTIQUE

A detachable plastic protector is fitted to the socket to prevent damage to the wheel when working in tight areas.

The socket size and Ko-ken mark printed on the shaft makes it easier to see if the socket is still rotating or stopped.

Zum Schutz empfindlicher Leichtmetallfelgen ist eine drehbare und abnehmbare Kunststoff Hülse an dem Steckschlüssel montiert. Die aufgedruckten Markierungen am Werkzeugschaft zeigen außerdem ob das Werkzeug steht oder rotiert.

La douille est pourvue d'un insert en plastique détachable. Il sert à prévenir tout dommage aux jantes lors de l'utilisation des douilles.

Le marquage sur la tige rend l'identification des douilles très facile.

198-17 : Spare Plastic Protector for 14145PM.110-17 : 10 pcs.
198-19 : Spare Plastic Protector for 14145PM.110-19 : 10 pcs. 280PM-19
198-21 : Spare Plastic Protector for 14145PM.110-21 : 10 pcs. 280PM-21
198-22 : Spare Plastic Protector for 14145PM.110-22 : 10 pcs.

14201M 3 Pieces Set/△=690g

CARDBOARD BOX:W125xH95xT34mm

Sockets

14145PM.110 Impact Wheel Nut Sockets
17, 19, 21

280PM (mm)	D ₁ (mm)	D ₂ (mm)	H ₁ (mm)	L (mm)	H ₂ (mm)	Colour	(g)	(pcs.)
19	25.7	27.2	13	52	19	Red	150	5
21	27.5	29	13	55	21	Yellow	180	5



ADAPTOR SOCKET

14201M

Wheel Nut Sockets
Radmuttern Steckschlüssel
Douilles pour écrous de roue



280PM

Adaptor Socket for Low Profile Wheel Nut
Adapter Steckschlüssel für kurze Radmuttern
Adaptateur pour des écrous de roue courts



Designed for Low Profile Wheel nut socket.

Detachable plastic protector is fitted to the adaptor to prevent damage to painted or surface treatment area on the wheel.

The Plastic insert locate inside of the adaptor prevents damage to wheel nut.

Colour coded band make size identification easy.

Die abnehmbare Kunststoffhülse schützt die Felge vor Kratzern oder Schrammen an der empfindlichen Oberfläche.

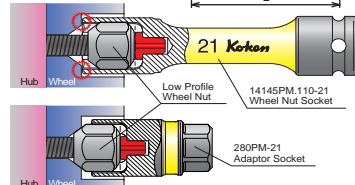
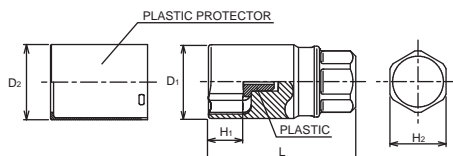
Der Kunststoffanschlag im inneren des Werkzeugs schützt zusätzlich die Radmutter.

Die Farbmarkierung macht die Identifikation des Werkzeugs einfach.

La protection plastifiée amovible, protège la jante et évite des dommages sur des surfaces délicates.

Le plastic inséré à l'intérieur de l'outil protège également l'écrou de roue.

L'identification de l'outil est simplifiée par le marquage en couleur.



Impact Sockets Impact Steckschlüssel Douilles Impact

1/2"

BITS, NUT SETTERS AND ADAPTORS

IMPACT SOCKETS

SLEEVE-DRIVE SOCKETS

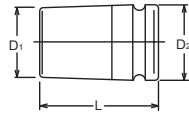
PROTECTOR

INDUSTRIAL SOCKETS

TOOLS FOR CONSTRUCTION SITES

14100M / 14100A

Impact Screw and Stud Pullers
Impact Stehbolzendreher
Extracteurs de goujons Impact





Hexagon body design can lessen the excessive load on cages and rollers inside the pullers.

Der neue Körper mit sechs Walzenmulden verteilt den Druck auf den Käfig und die Walzen weitaus vorteilhafter.

La forme hexagonale du corps améliore les tolérances.

Elle répartit l'effort de façon plus uniforme sur la cage et les rouleaux.

14100M (mm)	D ₁ (mm)	D ₂ (mm)	L (mm)	(g)	(pcs.)	
6	24	25	48	126	10	*1
7	24	25	48	126	10	*1
8	24	25	48	122	10	*1
9	28	30	48	181	10	*2
10	28	30	48	181	10	*2
12	28	30	48	175	10	*2

14100A (inch)	D ₁ (mm)	D ₂ (mm)	L (mm)	(g)	(pcs.)	
1/4	24	25	48	126	10	*1
5/16	24	25	48	122	10	*1
3/8	28	30	48	181	10	*2
7/16	28	30	48	181	10	*2
1/2	28	30	48	180	10	*2

*1 C-Ring=C41, Pin/O-Ring=A41/B41

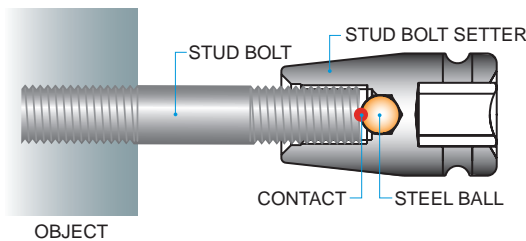
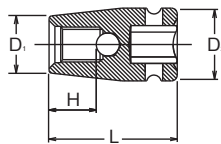
*2 C-Ring=C42, Pin/O-Ring=A42/B42

Tolerance

14100M (mm)		14100A (inch)	
6	5.6- 6	1/4	6 - 6.4
7	6.6- 7	5/16	7.6- 8
8	7.6- 8	3/8	9 - 9.6
9	8.4- 9	7/16	10.5-11.1
10	9.4-10	1/2	12.1-12.7
12	11.4-12		

14103M

Impact Stud Bolt Setters
Impact Stehbolzensetzer
Monte-goujons Impact



OBJECT


A special socket for installing a stud bolt.

Inside steel ball prevent the stud bolt stuck onto the socket. After installing a stud bolt, turn to anti-clockwise to removing the socket.

Spezialwerkzeug zum Setzen von Stehbolzen. Der Bolzen trifft im Werkzeug nur auf die Stahlkugel, was die Kontaktfläche verringert. Nach dem Setzen des Stehbolzens kann das Werkzeug im Linkslauf vom Stehbolzen abgezogen werden.

Douilles spéciales pour monter les goujons.

Le goujon est en contact avec une bille d'acier pour l'empêcher d'adhérer à la douille. Après avoir posé le goujon, tourner dans le sens antiorlogique pour le retirer

14103M (mm)	D ₁ (mm)	D ₂ (mm)	H (mm)	L (mm)	(g)	(pcs.)	
6(1.0)	12	25	10	38	75	10	*1
7(1.0)	13.2	25	11.4	38	78	10	*1
8(1.25)	14.5	25	11.5	38	81	10	*1
10(1.25)	17	25	13.5	44	106	10	*1
10(1.5)	17	25	13.5	44	106	10	*1
12(1.25)	19.5	25	15.5	44	107	10	*1
12(1.75)	19.5	25	15.5	44	107	10	*1
14(1.5)	22	25	18.2	48	128	10	*1
14(2.0)	22	25	18.2	48	128	10	*1

*1 C-Ring=C41, Pin/O-Ring=A41/B41

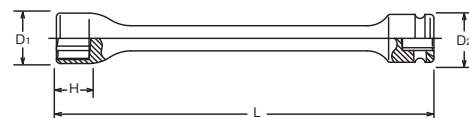
14145A-150

Extra Long Socket
Schaftsteckschlüssel
Douilles, série allongée



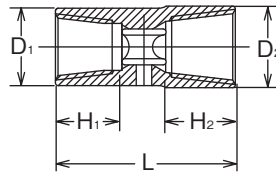
14145A-150 (inch)	D ₁ (mm)	D ₂ (mm)	H (mm)	L (mm)	(g)	(pce.)	
9/16(D20)	20	25	13	150	200	1	*1

*1 C-Ring=C41, Pin/O-Ring=A41/B41
For Land Rover Prop Shaft



14124 (mm)	D ₁ (mm)	D ₂ (mm)	H ₁ (mm)	H ₂ (mm)	L (mm)	(g)	(pcs.)
21×24.5	28	29.5	24	25	65	157	10
26×27.5	31.5	35	24.5	24.5	65	197	10

14124 ○ Lock Nut Busters (Double Ended)
Felgenschloss-Knacker, doppelseitig
Douilles taraudées à ouvertures doubles pour
dévisser les écrous ou goujons de roue antivols.



14124/3		3 Pieces Set/△=580g	
CARDBOARD BOX:W125xH91xT43mm			
Sockets		Accessory	
○ 14124 21×24.5 26×27.5		14760-75B	



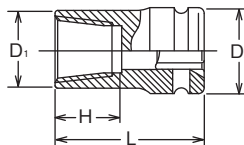
14124/3 ○ Lock Nut Busters (Double Ended) in Set
Felgenschloss-Knacker, doppelseitig im Satz
Jeu de douilles taraudées à ouvertures doubles pour
dévisser les écrous ou goujons de roue antivols.



14124 (mm)	D ₁ (mm)	D ₂ (mm)	H (mm)	L (mm)	(g)	(pcs.)	⊕
17	20.5	25	15	50	83	10	*1
18	21	25	15	50	83	10	*1
18.5	23	25	15	50	95	10	*1
19	25	30	20.5	50	140	10	*2
21	28	30	20.5	50	153	10	*2
24.5	29.5	30	23	50	138	10	*2
26	31.5	30	23	50	147	10	*2
27.5	35	30	23	50	181	10	*2

*1 C-Ring=C41, Pin/O-Ring=A41/B41 → P110-111
*2 C-Ring=C42, Pin/O-Ring=A42/B42

14124 ○ Lock Nut Busters
Felgenschloss-Knacker
Douilles taraudées pour dévisser les
écrous ou goujons de roue antivols.



RS14124/7	7 Pieces Set/Rail 250mm	(g)
18, 18.5, 19, 21, 24.5, 26, 27.5		980

RS14124/7 ○ Socket Set on Rail
Steckschlüsselsatz auf Schiene
Jeu de douilles sur rail



Impact Sockets

Impact Steckschlüssel

Douilles Impact

1/2"

BITS, NUT SETTERS AND ADAPTORS

IMPACT SOCKETS

SLEEVE-DRIVE SOCKETS

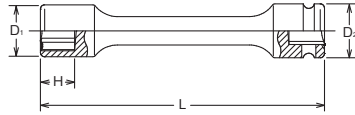
PROTECTOR

INDUSTRIAL SOCKETS

TOOLS FOR CONSTRUCTION SITES

14145M-100/-150/-200/-250

Extra Long Sockets
Schافتsteckschlüssel
Douilles, série allongée



14145M-200 (mm)	D ₁ (mm)	D ₂ (mm)	H (mm)	L (mm)	(g)	(pce.)	
10	17	25	10	200	234	1	*1
12	19.5	25	12	200	248	1	*1
13	20.7	25	13	200	260	1	*1
14	22	25	14	200	272	1	*1
15	23.2	25	15	200	284	1	*1
16	24.5	25	16	200	290	1	*1
17	25.7	25	17	200	297	1	*1
18	27	25	18	200	305	1	*1
19	28.2	25	19	200	311	1	*1

*1 C-Ring=C41, Pin/O-Ring=A41/B41 →P110-111

14145M-100 (mm)	D ₁ (mm)	D ₂ (mm)	H (mm)	L (mm)	(g)	(pce.)	
10	17	25	10	100	155	1	*1
12	19.5	25	12	100	165	1	*1
14	22	25	14	100	180	1	*1
17	25.7	25	17	100	210	1	*1
19	28.2	25	19	100	230	1	*1

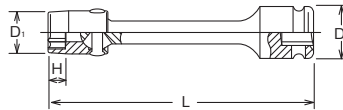
14145M-150 (mm)	D ₁ (mm)	D ₂ (mm)	H (mm)	L (mm)	(g)	(pce.)	
10	17	25	10	150	190	1	*1
12	19.5	25	12	150	204	1	*1
13	20.7	25	13	150	216	1	*1
14	22	25	14	150	228	1	*1
15	23.2	25	15	150	240	1	*1
16	24.5	25	16	150	245	1	*1
17	25.7	25	17	150	253	1	*1
18	27	25	18	150	260	1	*1
19	28.2	25	19	150	267	1	*1

14145M-250 (mm)	D ₁ (mm)	D ₂ (mm)	H (mm)	L (mm)	(g)	(pce.)	
10	17	25	10	250	278	1	*1
12	19.5	25	12	250	292	1	*1
13	20.7	25	13	250	304	1	*1
14	22	25	14	250	316	1	*1
15	23.2	25	15	250	328	1	*1
16	24.5	25	16	250	335	1	*1
17	25.7	25	17	250	341	1	*1
18	27	25	18	250	350	1	*1
19	28.2	25	19	250	355	1	*1

*1 C-Ring=C41, Pin/O-Ring=A41/B41 →P110-111

14146M-150/-200/-250

Extra Long Universal Sockets
Schافتsteckschlüssel mit Gelenk
Douilles, articulées, série allongée



14146M-200 (mm)	D ₁ (mm)	D ₂ (mm)	H (mm)	L (mm)	(g)	(pce.)	
10	16	25	6.5	200	241	1	*1
12	19.3	25	7.5	200	244	1	*1
13	20	25	8	200	245	1	*1
14	21	25	8.5	200	247	1	*1
15	22	25	9	200	245	1	*1
16	23	25	9.5	200	244	1	*1
17	25	25	9.5	200	244	1	*1
18	26	25	11	200	250	1	*1
19	28	25	11.5	200	254	1	*1

*1 C-Ring=C41, Pin/O-Ring=A41/B41 →P110-111

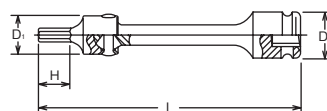
14146M-150 (mm)	D ₁ (mm)	D ₂ (mm)	H (mm)	L (mm)	(g)	(pce.)	
10	16	25	6.5	150	197	1	*1
12	19.3	25	7.5	150	200	1	*1
13	20	25	8	150	201	1	*1
14	21	25	8.5	150	203	1	*1
15	22	25	9	150	201	1	*1
16	23	25	9.5	150	200	1	*1
17	25	25	9.5	150	200	1	*1
18	26	25	11	150	210	1	*1
19	28	25	11.5	150	210	1	*1

14146M-250 (mm)	D ₁ (mm)	D ₂ (mm)	H (mm)	L (mm)	(g)	(pce.)	
10	16	25	6.5	250	285	1	*1
12	19.3	25	7.5	250	288	1	*1
13	20	25	8	250	289	1	*1
14	21	25	8.5	250	291	1	*1
15	22	25	9	250	289	1	*1
16	23	25	9.5	250	288	1	*1
17	25	25	9.5	250	288	1	*1
18	26	25	11	250	290	1	*1
19	28	25	11.5	250	299	1	*1

*1 C-Ring=C41, Pin/O-Ring=A41/B41 →P110-111

14147M-150/-200

Extra Long Universal Inhex Sockets
Schافتsteckschlüssel mit Aussensechskant Gelenk
Douilles, articulées, à 6-pans mâle, série allongée



14147M-150 (mm)	D ₁ (mm)	D ₂ (mm)	H (mm)	L (mm)	(g)	(pce.)	
6	25	25	15	150	200	1	*1
8	25	25	15	150	205	1	*1
10	25	25	15	150	210	1	*1
12	25	25	15	150	217	1	*1

14147M-200 (mm)	D ₁ (mm)	D ₂ (mm)	H (mm)	L (mm)	(g)	(pce.)	
6	25	25	15	200	244	1	*1
8	25	25	15	200	249	1	*1
10	25	25	15	200	254	1	*1
12	25	25	15	200	261	1	*1

*1 C-Ring=C41, Pin/O-Ring=A41/B41 →P110-111


1/2"

Impact Sockets
Impact Steckschlüssel
Douilles Impact

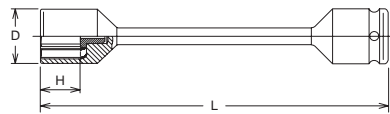
14101MP



Torsion Bars (for tightening only)
Torsionsstäbe (nur zum Anziehen)
Barres de torsion (pour serrage seulement)



14101MP (mm×Nm)	D (mm)	H (mm)	L (mm)	Shaft Color	pcs.)	⚡
17× 95Nm	25.7	12	214	Yellow	10	*1
17×110Nm	25.7	12	204	Red	10	*1
17×120Nm	25.7	12	203	Green	10	*1
19× 90Nm	28.2	13	259	Yellow	10	*1
19×100Nm	28.2	13	233	White	10	*1
19×120Nm	28.2	13	204	Blue	10	*1
19×140Nm	28.2	13	199	Orange	10	*1
21×100Nm	30.7	14	216	Black	10	*1
21×120Nm	30.7	14	205	Brown	10	*1
22×150Nm	30.7	14	220	Purple	10	*1



*1 C-Ring=C41, Pin/O-Ring=A41/B41 → P110-111

⚠ As the torque could vary with the type and the condition of the impact wrench, we strongly recommend the control with a torque wrench.

Da die Drehmomentwerte von Art und Leistung des verwendeten Schlagschraubers abhängen, empfehlen wir die Kontrolle der Kombination Schlagschrauber/Torsionsstab mittels eines Drehmomentschlüssels.

Etant donné que le couple peut varier selon modèle, la capacité ou l'état de la clé à choc, le contrôle de la combinaison clé à choc/barre par clé dynamométrique est indispensable.

14101MP-M/8 8 Pieces Set/8=2,300g

HANGER

Torsion Bar

14101MP Impact Torsion Bars
17×95Nm, 17×110Nm, 17×120Nm,
19×90Nm, 19×100Nm, 19×120Nm, 19×140Nm, 21×100Nm

Torque table included in delivery.

Drehmomenttabelle wird mitgeliefert.

Tableau des couples de serrage inclus dans la livraison.

Torsion Bars

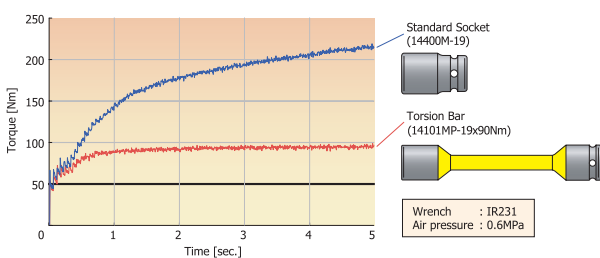
- Designed for tightening wheel nuts with an impact wrench.
- Prevent the excessive torque road.
- Colour coded shafts make size identification easy.

Torsionsstäbe

- Zur Montage von Radmuttern mit dem Schlagschrauber.
- Schützt die Radmutter vor zu hohen Anzugsmomenten.
- Die Farbmarkierung erleichtert das Erkennen des passenden Werkzeugs.

Barres de torsion

- Pour le montage d'écrous de roue avec visseuse à chocs.
- Protège l'écroue d'un serrage à couple excessif.
- La colorisation des barres facilite l'identification des tailles.



14101MP-M/8



Metal-Wall-Hanger for Workshops
Werkstatt-Wandhänger (Metall)
Support métallique d'atelier



Impact Sockets Impact Steckschlüssel Douilles Impact

1/2"

BITS, NUT SETTERS AND ADAPTORS

IMPACT SOCKETS

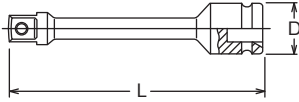
SLEEVE-DRIVE SOCKETS

PROTECTOR

INDUSTRIAL SOCKETS

TOOLS FOR CONSTRUCTION SITES

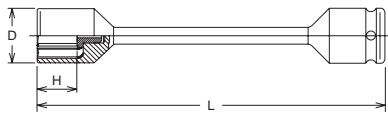
14112-P Torsion Extension Bars (for tightening only) Torsionsstab-Verlängerungen (nur zum Anziehen) Barres de torsion (pour serrage seulement)



14112-P (Nm)	D (mm)	L (mm)	(g)	(pce.)	
90Nm	25	208	206	1	*1
95Nm	25	202	200	1	*1
100Nm	25	196	198	1	*1
110Nm	25	213	220	1	*1
120Nm	25	201	219	1	*1
130Nm	25	205	225	1	*1
140Nm	25	205	230	1	*1
150Nm	25	195	250	1	*1
170Nm	25	195	257	1	*1

*1 C-Ring=C41, Pin/O-Ring=A41/B41  P110-111

14101M Torsion Bars (for tightening only) Torsionsstäbe (nur zum Anziehen) Barres de torsion (pour serrage seulement)



How to use Torsion Bar:















1. Use with a 1/2" Sq. Dr. Pneumatic impact wrench.
2. Set air pressure 0.6MPa, and set impact wrench dial Medium range.
3. Chose a suitable Torsion bar according to wheel nut size and indicated tightening torque.
4. Attach the torsion bar to impact wrench and apply load.
5. Check the actual tightening torque value with torque wrench.
6. Adjust air pressure or torque value according to the results of check 5.
7. Tight other wheel nut in diagonal order.

Anwendung der Torsionsstäbe:

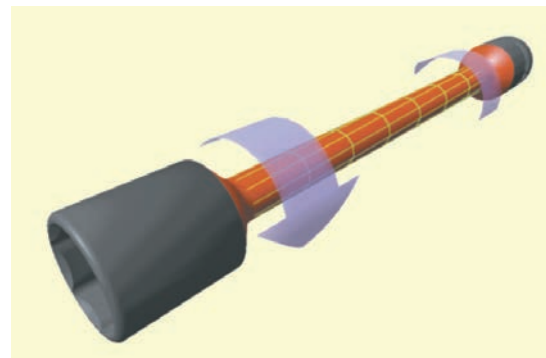
1. Verwendung mit Druckluft-Schlagschraubern mit 1/2" Anschlussvierkant.
2. Stellen Sie den Druck auf 6 Bar ein, und wählen Sie die mittlere Einstellung am Schlagschrauber.
3. Wählen Sie den passenden Torsionsstab (Kombination aus Schlüsselweite der Radschraube und Drehmoment) aus, und befestigen ihn am Gerät.
4. Ziehen Sie nun die Radmutter an, bis sich der Torsionsstab nicht weiter dreht.
5. Überprüfen Sie das Anzugsmoment mit dem Drehmomentschlüssel.
6. Passen Sie den Luftdruck bzw. die Einstellung am Schrauber dem Resultat der Drehmomentüberprüfung (Punkt 5.) an.
7. Ziehen Sie nun alle Radschrauben diagonal an.


Conseils d'utilisation:

1. A utiliser avec une visseuse à chocs pneumatique en carré entraînant 1/2".
2. Choisissez comme pression d'air 0.6MPa et ensuite la position moyenne de la visseuse.
3. Prenez une barre de torsion correspondant à l'ouverture du 6-pans de la vis ainsi qu'au couple nécessaire.
4. Serrez la vis jusqu'à l'arrêt de la barre de torsion.
5. Contrôlez le couple avec une clé dynamométrique.
6. Ajustez pression et/ou couple selon le résultat du contrôle sous 5.
7. Serrez toutes les vis en diagonale.

14101M (mmxNm)	D (mm)	H (mm)	L (mm)	(g)	(pce.)	
 17x 60Nm	25.7	12	216	227	1	*1
 17x 75Nm	25.7	12	228	240	1	*1
 17x 95Nm	25.7	12	214	256	1	*1
 17x110Nm	25.7	12	204	285	1	*1
 17x120Nm	25.7	12	203	284	1	*1
 19x 60Nm	28.2	13	219	237	1	*1
 19x 90Nm	28.2	13	259	275	1	*1
 19x110Nm	28.2	13	214	278	1	*1
 19x120Nm	28.2	13	204	297	1	*1
 19x135Nm	28.2	13	204	339	1	*1
 19x170Nm	28.2	13	193	332	1	*1
 21x100Nm	30.7	14	216	288	1	*1
 21x120Nm	30.7	14	205	288	1	*1
 22x160Nm	32	15	210	385	1	*1

*1 C-Ring=C41, Pin/O-Ring=A41/B41  P110-111



 As the torque could vary with the type and the condition of the impact wrench, we strongly recommend the control with a torque wrench.

Da die Drehmomentwerte von Art und Leistung des verwendeten Schlagschraubers abhängen, empfehlen wir die Kontrolle der Kombination Schlagschrauber/Torsionsstab mittels eines Drehmomentschlüssels.

Etant donné que le couple peut varier selon modèle, la capacité ou l'état de la clé à choc, le contrôle de la combinaison clé à choc/barre par clé dynamométrique est indispensable.

1/2"

Impact Sockets
Impact Steckschlüssel
Douilles Impact

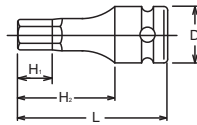
14012M-60 (mm)	D (mm)	H ₁ (mm)	H ₂ (mm)	L (mm)	(g)	(pcs.)	(V)
4	25	15.5	38	60	68	10	*1
5	25	15.5	38	60	71	10	*1
6	25	15.5	38	60	74	10	*1
7	25	15.5	38	60	80	10	*1
8	25	15.5	38	60	84	10	*1
10	30	15.5	38	60	140	10	*2
12	30	15.5	38	60	150	10	*2
14	30	15.5	38	60	170	10	*2
16	30	15.5	38	60	180	10	*2
17	30	15.5	38	60	190	10	*2
19	30	15.5	38	60	210	10	*2

*1 C-Ring=C41, Pin/O-Ring=A41/B41 → P110-111
*2 C-Ring=C42, Pin/O-Ring=A42/B42

RS14012M/10-L60	10 Pieces Set/Rail 300mm	(g)
4, 5, 6, 7, 8, 10, 12, 14, 17, 19		1,300

14012M-60

Inhex Sockets
Steckschlüssel für Innensechskant-Schrauben
Douilles tournevis pour vis 6-pans creux



RS14012M/10-L60

Socket Set on Rail
Steckschlüsselsatz auf Schiene
Jeu de douilles sur rail



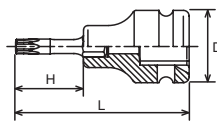
14025-60 (T)	D (mm)	H (mm)	L (mm)	(g)	(pcs.)	(V)
T20	25	23.5	60	75	10	*1
T25	25	23.5	60	75	10	*1
T27	25	23.5	60	75	10	*1
T30	25	23.5	60	80	10	*1
T40	25	23.5	60	85	10	*1
T45	25	23.5	60	85	10	*1
T50	25	23.5	60	95	10	*1
T55	25	23.5	60	110	10	*1
T60	30	23.5	60	160	10	*2

14025-100 (T)	D (mm)	H (mm)	L (mm)	(g)	(pcs.)	(V)
T30	25	73.5	100	85	10	*1
T40	25	73.5	100	95	10	*1
T45	25	73.5	100	102	10	*1
T50	25	73.5	100	120	10	*1
T55	25	73.5	100	155	10	*1
T60	30	73.5	100	220	10	*2

*1 C-Ring=C41, Pin/O-Ring=A41/B41 → P110-111
*2 C-Ring=C42, Pin/O-Ring=A42/B42

14025-60 / -100

TORX® Bit Sockets
TORX® Bit-Steckschlüssel
Douilles tournevis, TORX®



RS14025/6-L60	6 Pieces Set/Rail 200mm	(g)
T30, T40, T45, T50, T55, T60		650

RS14025/6-L60

Socket Set on Rail
Steckschlüsselsatz auf Schiene
Jeu de douilles sur rail



Impact Sockets Impact Steckschlüssel Douilles Impact

1/2"

BITS, NUT SETTERS AND ADAPTORS

IMPACT SOCKETS

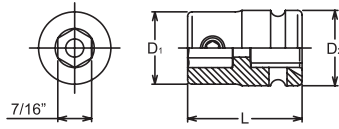
SLEEVE-DRIVE SOCKETS


PROTECTOR

INDUSTRIAL SOCKETS

TOOLS FOR CONSTRUCTION SITES

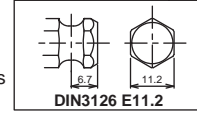
14134 Impact Bit Holder Impact Klingenhalter Porte embouts Impact



	D ₁ (mm)	D ₂ (mm)	L (mm)	(g)	(pcs.)	
14134	24	25	38	90	10	*1

*1 C-Ring=C41, Pin/O-Ring=A41/B41 → P110-111

For DIN3126 E11.2 Bits
Für DIN3126 E11.2 Bits
Pour DIN3126 E11.2 Embouts



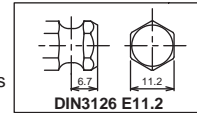
13134-SC

Replacement Screw : M8x6, ● 4mm
Ersatzschraube : M8x6, ● 4mm
Vis de remplacement : M8x6, ● 4mm

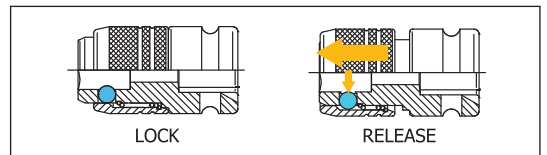
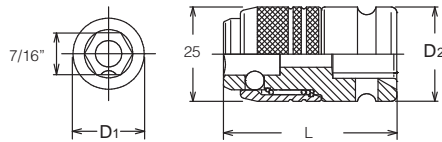
	D ₁ (mm)	D ₂ (mm)	L (mm)	(g)	(pcs.)	
14142-F11.2	18.9	25	46	207	10	*1


*1 C-Ring=C41, Pin/O-Ring=A41/B41 → P110-111

For DIN3126 E11.2 Bits
Für DIN3126 E11.2 Bits
Pour DIN3126 E11.2 Embouts





14142-F11.2 Impact Bit Holder (Quick Release) Impact Klingenhalter (Quick Release) Porte embouts Impact (Quick Release)

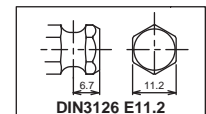








 You may not hold the sliding part while moving to avoid heating up by friction and reduction by wear.



183H-35 / -75 / -150 Hex Bits Sechskant Bits Embouts, 6 pans creus






183H-35 (inch)	L (mm)	(g)	(pcs.)
3/16	35	15	10
7/32	35	16	10
1/4	35	18	10
5/16	35	20	10
3/8	35	26	10
7/16	35	28	10
1/2	35	38	10 



183H-35 (mm)	L (mm)	(g)	(pcs.)
3	35	15	10
4	35	15	10
5	35	15	10
6	35	18	10
7	35	19	10
8	35	20	10
9	35	23	10
10	35	26	10
11	35	28	10
12	35	30	10 
14	35	35	10 
16	35	47	10 
17	35	50	10 
18	35	53	10 
19	35	56	10 

183H-75 (mm)	L (mm)	R (mm)	(g)	(pcs.)
3	75	6	34	10
4	75	6	35	10
5	75	6.5	36	10
6	75	7.5	39	10
7	75	8.5	44	10
8	75	9.5	47	10
10	75	-	57	10
11	75	-	60	10
12	75	-	65	10 
14	75	-	79	10 

183H-150 (mm)	L (mm)	R (mm)	(g)	(pcs.)
4	150	6	51	10
5	150	6.5	55	10
6	150	7.5	65	10
8	150	9.5	87	10
10	150	-	118	10
12	150	-	136	10 

 The items with  have larger output size than 7/16" input hex drive.
Due to this design the Maximum output torque rating is less than standards.

1/2"

Impact Sockets
Impact Steckschlüssel
Douilles Impact

BITS, NUT SETTERS AND ADAPTORS

IMPACT SOCKETS

SLEEVE-DRIVE SOCKETS

PROTECTOR

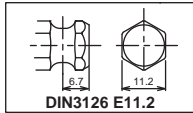
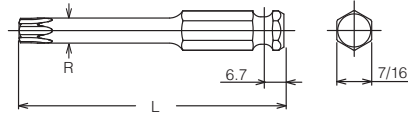
INDUSTRIAL SOCKETS

TOOLS FOR CONSTRUCTION SITES

183T-35 / -75 / -150 (T)

TORX® Bits
TORX® Bits
Embout, TORX®

183T-35 (T)	L (mm)	(g)	(pcs.)
T25	35	18	10
T30	35	18	10
T40	35	20	10
T45	35	22	10
T50	35	26	10
T55	35	30	10
T60	35	38	10



183T-75 (T)	L (mm)	R (mm)	(g)	(pcs.)
T30	75	6	35	10
T40	75	6.9	37	10
T45	75	8	41	10
T50	75	9	45	10
T55	75	11.4	55	10
T60	75	13.5	67	10

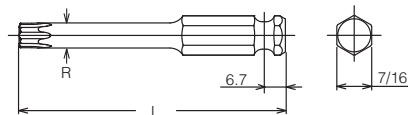
183T-150 (T)	L (mm)	R (mm)	(g)	(pcs.)
T30	150	6	50	10
T40	150	6.9	58	10
T45	150	8	70	10
T50	150	9	82	10
T55	150	11.4	113	10

183T-35 / -75 (IP)

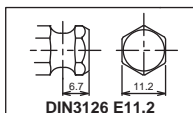
TORXPLUS® Bits
TORXPLUS® Bits
Embout TORXPLUS®

TORXplus

183T-35 (IP)	L (mm)	(g)	(pcs.)
30IP	35	18	10
40IP	35	20	10
45IP	35	22	10
50IP	35	26	10
55IP	35	30	10
60IP	35	38	10



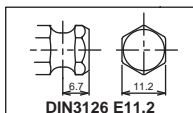
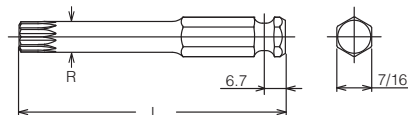
183T-75 (IP)	L (mm)	R (mm)	(g)	(pcs.)
30IP	75	6	35	10
40IP	75	6.8	37	10
45IP	75	8	41	10
50IP	75	9	45	10
55IP	75	11.4	56	10
60IP	75	13.5	67	10



183X-35 / -75 / -150 (XZN)

XZN Bits
XZN Bits
Embout, XZN

183X-35 (XZN)	L (mm)	(g)	(pcs.)
M 4	35	18	10
M 5	35	18	10
M 6	35	20	10
M 8	35	22	10
M10	35	26	10
M12	35	30	10
M14	35	38	10



183X-150 (XZN)	L (mm)	R (mm)	(g)	(pcs.)
M 5	150	6	50	10
M 6	150	6.2	53	10
M 8	150	7.4	64	10
M10	150	9.8	93	10
M12	150	11.7	121	10

183X-75 (XZN)	L (mm)	R (mm)	(g)	(pcs.)
M 4	75	6	34	10
M 5	75	6	34	10
M 6	75	6.2	36	10
M 8	75	7.4	39	10
M10	75	9.8	54	10
M12	75	11.7	57	10
M14	75	13.5	67	10

⚠ The items with ⚠ have larger output size than 7/16" input hex drive.
Due to this design the Maximum output torque rating is less than standards.

TORX and TORXplus are registered trademarks of Acument Intellectual Properties, LLC.
TORX und TORXplus sind eingetragene Markenzeichen der Firma Acument Intellectual Properties, LLC.
TORX et TORXplus sont des marques déposées sous le nom de la société Acument Intellectual Properties, LLC.

Impact Sockets Impact Steckschlüssel Douilles Impact

1/2"

BITS, NUT SETTERS AND ADAPTORS

IMPACT SOCKETS


SLEEVE-DRIVE SOCKETS

PROTECTOR

INDUSTRIAL SOCKETS

TOOLS FOR CONSTRUCTION SITES


14134M-58 / -98


 Bit Holder complete with Bit, Inhex
Klingenhalter komplett mit Klinge, Innensechskant
Porte embouts avec bit 6-pans creux



14134M-58 (mm)	D (mm)	H (mm)	L (mm)	R (mm)	(g)	(pcs.)	
3	25	20	58	6	105	10	*1
4	25	20	58	6	105	10	*1
5	25	20	58	6.5	105	10	*1
6	25	20	58	7.5	108	10	*1
8	25	20	58	9.5	110	10	*1
10	25	20	58	-	116	10	*1
12	25	20	58	-	120	10	*1
14	25	20	58	-	125	10	*1

14134T-58 / -98 (T)

 Bit Holder complete with TORX® Bit
Klingenhalter, komplett mit TORX® Klinge
Porte embouts avec bit TORX®



14134M-98 (mm)	D (mm)	H (mm)	L (mm)	R (mm)	(g)	(pcs.)	
3	25	60	98	6	124	5	*1
4	25	60	98	6	125	5	*1
5	25	60	98	6.5	126	5	*1
6	25	60	98	7.5	129	5	*1
8	25	60	98	9.5	137	5	*1
10	25	60	98	-	147	5	*1
12	25	60	98	-	155	5	*1
14	25	60	98	-	169	5	*1


*1 C-Ring=C41, Pin/O-Ring=A41/B41 → P110-111

14134T-58 (T)	D (mm)	H (mm)	L (mm)	R (mm)	(g)	(pcs.)	
T30	25	20	58	6	108	10	*1
T40	25	20	58	6.9	110	10	*1
T45	25	20	58	8	112	10	*1
T50	25	20	58	9	116	10	*1
T55	25	20	58	11.4	120	10	*1
T60	25	20	58	13.5	128	10	*1

14134T-98 (T)	D (mm)	H (mm)	L (mm)	R (mm)	(g)	(pcs.)	
T30	25	60	98	6	125	5	*1
T40	25	60	98	6.9	127	5	*1
T45	25	60	98	8	131	5	*1
T50	25	60	98	9	135	5	*1
T55	25	60	98	11.4	145	5	*1
T60	25	60	98	13.5	157	5	*1

*1 C-Ring=C41, Pin/O-Ring=A41/B41 → P110-111

14134T-58 / -98 (IP)

 Bit Holder complete with TORXPLUS® Bit
Klingenhalter, komplett mit TORXPLUS® Klinge
Porte embouts avec bit TORXPLUS®




14134T-58 (IP)	D (mm)	H (mm)	L (mm)	R (mm)	(g)	(pcs.)	
30IP	25	20	58	6	108	10	*1
40IP	25	20	58	6.8	110	10	*1
45IP	25	20	58	8	112	10	*1
50IP	25	20	58	9	116	10	*1
55IP	25	20	58	11.4	120	10	*1
60IP	25	20	58	13.5	128	10	*1

14134T-98 (IP)	D (mm)	H (mm)	L (mm)	R (mm)	(g)	(pcs.)	
30IP	25	60	98	6	125	5	*1
40IP	25	60	98	6.8	127	5	*1
45IP	25	60	98	8	131	5	*1
50IP	25	60	98	9	135	5	*1
55IP	25	60	98	11.4	146	5	*1
60IP	25	60	98	13.5	159	5	*1

*1 C-Ring=C41, Pin/O-Ring=A41/B41 → P110-111

14134X-58 / -98 (XZN)



 Bit Holder complete with XZN Bit
Klingenhalter, komplett mit XZN Klinge
Porte embouts avec bit XZN



14134X-58 (XZN)	D (mm)	H (mm)	L (mm)	R (mm)	(g)	(pcs.)	
M 5	25	20	58	6	108	10	*1
M 6	25	20	58	6.2	110	10	*1
M 8	25	20	58	7.4	112	10	*1
M10	25	20	58	9.8	116	10	*1
M12	25	20	58	11.7	120	10	*1
M14	25	20	58	13.5	128	10	*1

14134X-98 (XZN)	D (mm)	H (mm)	L (mm)	R (mm)	(g)	(pcs.)	
M 5	25	60	98	6	124	5	*1
M 6	25	60	98	6.2	126	5	*1
M 8	25	60	98	7.4	129	5	*1
M10	25	60	98	9.8	144	5	*1
M12	25	60	98	11.7	149	5	*1
M14	25	60	98	13.5	159	5	*1

*1 C-Ring=C41, Pin/O-Ring=A41/B41 → P110-111

 The items with  have larger output size than 7/16" input hex drive.
Due to this design the Maximum output torque rating is less than standards.

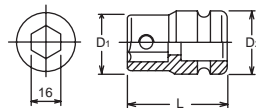
	D ₁ (mm)	D ₂ (mm)	L (mm)	(g)	(pcs.)	
14106	28	30	43	160	10	*2

*2 C-Ring=C42, Pin/O-Ring=A42/B42 → P110-111

14106-SC

 Replacement Screw : M6x8, 3mm

14106 Bit Holder Klingenhalter Porte-embout



107-16 (mm)	L (mm)	(g)	(pcs.)
10	40	46	10
12	40	52	10
13	40	56	10
14	40	60	10
16	40	69	10
17	40	73	10
18	40	78	10
19	40	80	10
22	40	97	10

107-16 (inch)	L (mm)	(g)	(pcs.)
3/8	40	45	10
1/2	40	56	10
9/16	40	60	10
5/8	40	69	10
3/4	40	80	10

107-16(L100) (mm)	L (mm)	R (mm)	(g)	(pcs.)
New 10	100	13	122	10
New 12	100	15	146	10
New 14	100	-	166	10
New 17	100	-	193	10
New 19	100	-	232	10
New 22	100	-	254	10



107-16 (T)	L (mm)	(g)	(pcs.)
T55	50	57	10
T60	50	64	10
T70	50	73	10

107-16(L100) (T)	L (mm)	R (mm)	(g)	(pcs.)
New T55	100	11.4	108	10
New T60	100	13.4	130	10
New T70	100	15.7	159	10

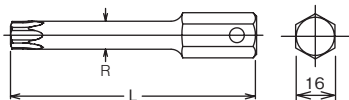
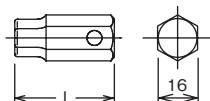
107-16 (IP)	L (mm)	(g)	(pcs.)
55IP	50	57	10
60IP	50	64	10
70IP	50	73	10

107-16 (XZN)	L (mm)	(g)	(pcs.)
M14	60	83	10
M16	60	93	10
M18	60	103	10

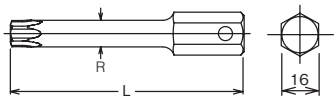
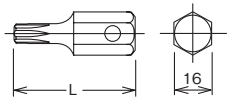
107-16(L100) (XZN)	L (mm)	R (mm)	(g)	(pcs.)
New M14	100	13.4	131	10
New M16	100	15.8	161	10
New M18	100	17.1	177	10

 The items with  have larger output size than 16mm input hex drive.
Due to this design the Maximum output torque rating is less than standards.

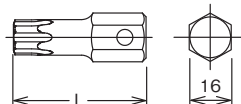
107-16 Bits for Inhex Screws Klingen für Innensechskant-Schrauben Embout pour vis 6-pans males creux



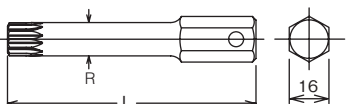
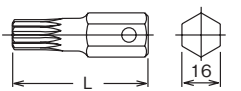
107-16 (T) TORX® Bits TORX® Klingen Embout, TORX®



107-16 (IP) TORXPLUS® Bits TORXPLUS® Klingen Embout TORXPLUS®



107-16 (XZN) Bits XZN Klingen XZN Embout de vissage, XZN



Impact Sockets Impact Steckschlüssel Douilles Impact

1/2"

BITS, NUT SETTERS AND ADAPTORS

IMPACT SOCKETS

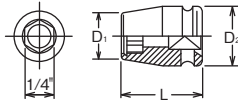
SLEEVE-DRIVE SOCKETS

PROTECTOR

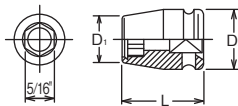
INDUSTRIAL SOCKETS

TOOLS FOR CONSTRUCTION SITES

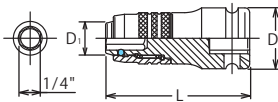
14139 Bit Holder Klingenhalter Porte-embouts



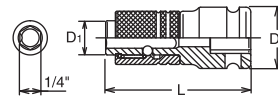
14140 Bit Holder Klingenhalter Porte-embouts



14142-D6.3 Bit Holder (Quick Release) Kingenhalter (Schnellwechselfutter) Porte embouts (mandrin autoserrant)




14142-F6.3 Bit Holder (Quick Release) Kingenhalter (Schnellwechselfutter) Porte embouts (mandrin autoserrant)



14760-P Extension Bars Verlängerungen Rallonges

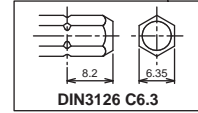
14760



	D ₁ (mm)	D ₂ (mm)	L (mm)	(g)	(pcs.)	
14139-1/4	11	25	38	62	10	*1

*1 C-Ring=C41, Pin/O-Ring=A41/B41 → P110-111

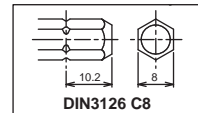
For DIN3126 C6.3 Bits
Für DIN3126 C6.3 Bits
Pour DIN3126 C6.3 Embouts



	D ₁ (mm)	D ₂ (mm)	L (mm)	(g)	(pcs.)	
14140-5/16	14	25	38	62	10	*1

*1 C-Ring=C41, Pin/O-Ring=A41/B41 → P110-111

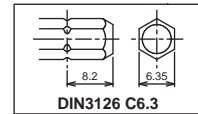
For DIN3126 C8 Bits
Für DIN3126 C8 Bits
Pour DIN3126 C8 Embouts



	D ₁ (mm)	D ₂ (mm)	L (mm)	(g)	(pcs.)	
14142-D6.3	16	25	55	97	10	*1

*1 C-Ring=C41, Pin/O-Ring=A41/B41 → P110-111

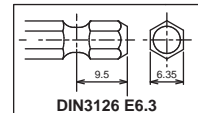
For DIN3126 C6.3 Bits
Für DIN3126 C6.3 Bits
Pour DIN3126 C6.3 Embouts



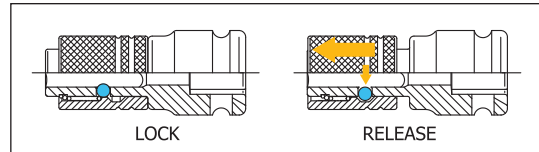
	D ₁ (mm)	D ₂ (mm)	L (mm)	(g)	(pcs.)	
14142-F6.3	16.5	25	55	100	10	*1

*1 C-Ring=C41, Pin/O-Ring=A41/B41 → P110-111

For DIN3126 E6.3 Bits
Für DIN3126 E6.3 Bits
Pour DIN3126 E6.3 Embouts



Lock & Quick Release



⚠ You may not hold the sliding part while moving to avoid heating up by friction and reduction by wear.

	TYPE	D (mm)	L (mm)	(g)	(pcs.)	
14760-50P	Pin	30	50	150	10	*2
14760-75P	Pin	30	75	188	10	*2
14760-100P	Pin	30	100	240	10	*2
14760-125P	Pin	30	125	275	5	*2
14760-150P	Pin	30	150	300	5	*2
14760-175P	Pin	30	175	358	5	*2
14760-200P	Pin	30	200	405	5	*2
14760-250P	Pin	30	250	480	1	*2

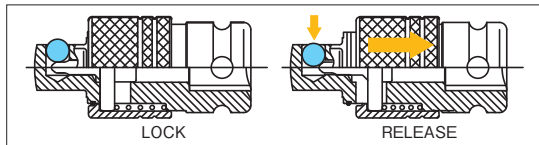
	TYPE	D (mm)	L (mm)	(g)	(pcs.)	
14760-50	Hole	30	50	150	10	*2
14760-75	Hole	30	75	188	10	*2
14760-100	Hole	30	100	240	10	*2
14760-125	Hole	30	125	275	5	*2
14760-150	Hole	30	150	300	5	*2
14760-175	Hole	30	175	358	5	*2
14760-200	Hole	30	200	405	5	*2
14760-250	Hole	30	250	480	1	*2

*2 C-Ring=C42, Pin/O-Ring=A42/B42 → P110-111

	L (mm)	(g)	(pcs.)	
14444AL	60	128	5	*1

*1 C-Ring=C41, Pin/O-Ring=A41/B41 → P110-111

Lock & Quick Release



⚠ You may not hold the sliding part while moving to avoid heating up by friction and reduction by wear.


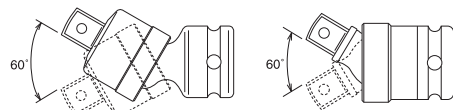
	(sq.)	(sq.)	L (mm)	(g)	(pcs.)	
14466AL	1/2"	3/4"	75	460	5	*2

*2 C-Ring=C42, Pin/O-Ring=A42/B42 → P110-111

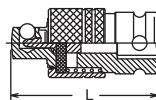
⚠ You may not hold the sliding part while moving to avoid heating up by friction and reduction by wear.

	TYPE	L (mm)	(g)	(pcs.)	
14770-P	Pin	74	210	5	*2
14770	Hole	74	210	5	*2
14771-P	Pin	65	198	5	*2
14771	Hole	65	198	5	*2

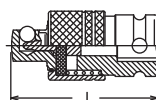
*2 C-Ring=C42, Pin/O-Ring=A42/B42 → P110-111



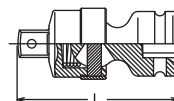
14444AL Adaptor (Quick Release) Verbindungsstück (Quick Release) Adaptateur (Quick Release) ⚠



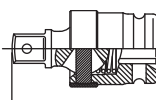
14466AL Adaptor (Quick Release) Verbindungsstück (Quick Release) Adaptateur (Quick Release) ⚠



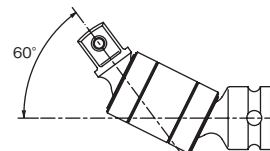
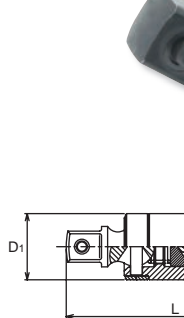
14770-P Universal Joint Gelenk-Einsatz Cardan universel



14771-P Universal Joint Gelenk-Einsatz Cardan universel




14772-P Universal Double Joint Doppelgelenk-Einsatz Cardan universel double



	TYPE	D ₁ (mm)	D ₂ (mm)	L (mm)	(g)	(pcs.)	
14772-P	Pin	27	25	90	230	5	*1
14772-B	Ball	27	25	90	230	5	*1

*1 C-Ring=C41, Pin/O-Ring=A41/B41 → P110-111



Make sure sockets hold bolts or nuts before operation.

Vergewissern Sie sich vor dem Gebrauch, dass der Steckschlüssel die Schraube sicher umfasst hat.

Avant la manipulation, il est nécessaire de s'assurer que la douille renferme parfaitement la vis.

Impact Sockets Impact Steckschlüssel Douilles Impact

1/2"

BITS, NUT SETTERS AND ADAPTORS

IMPACT SOCKETS

SLEEVE-DRIVE SOCKETS

PROTECTOR

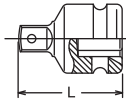
INDUSTRIAL SOCKETS

TOOLS FOR CONSTRUCTION SITES

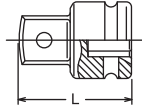
14433A-P Adaptor
Verbindungsstück
Réducteur

14433A

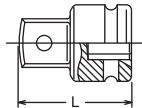
No Warranty
Keine Garantie
Sans Garantie



14455A Adaptor
Verbindungsstück
Augmentateur



14466A Adaptor
Verbindungsstück
Augmentateur



14209M Socket Sets
Steckschlüssel Sätze
Jeu de clés à douilles




14210M Socket Sets
Steckschlüssel Sätze
Jeu de clés à douilles



14210T Socket Sets
Steckschlüssel Sätze
Jeu de clés à douilles



14210X Socket Sets
Steckschlüssel Sätze
Jeu de clés à douilles



	TYPE	□ (sq.)	□ (sq.)	L (mm)	⚖ (g)	📦 (pcs.)	⚡
14433A-P	Pin	1/2"	3/8"	37.5	68	10	*1
14433A	Hole	1/2"	3/8"	37.5	68	10	*1

*1 C-Ring=C41, Pin/O-Ring=A41/B41 → P110-111

⚠ Adapting down from bigger square drive to smaller square drive may lead to excessive torque load and possibly cause breakage. Always stay within safe torque of the smaller square drive.

Die mit ⚠ gekennzeichneten Artikel können bei Überbelastung zu Bruch gehen. Aus Gründen Ihrer eigenen Sicherheit sollten die betreffenden Werkzeuge nie ruckartig, sondern nach und nach belastet werden, um Bruch und damit verbundene mögliche Verletzungen zu vermeiden.

Il est possible d'appliquer aux articles marqués ⚠ des couples de serrage susceptibles d'occasionner leur rupture. Pour votre propre sécurité, veuillez toujours appliquer la charge d'une manière uniforme et progressive. Ceci pour éviter ruptures et accidents.

	TYPE	□ (sq.)	□ (sq.)	L (mm)	⚖ (g)	📦 (pcs.)	⚡
14455A	Hole	1/2"	5/8"	42	135	10	*2

*2 C-Ring=C42, Pin/O-Ring=A42/B42 → P110-111

	TYPE	□ (sq.)	□ (sq.)	L (mm)	⚖ (g)	📦 (pcs.)	⚡
14466A	Hole	1/2"	3/4"	44	146	10	*2

*2 C-Ring=C42, Pin/O-Ring=A42/B42 → P110-111

14209M 10 Pieces Set/⚖=830g

METAL CASE:W190xH59xT45mm

Bits		Bit Holder	
⚙ 183H.35 Hex Bits 5, 6, 8, 10	⚙ 14134 Bit Holder		
⚙ 107.16 Hex Bits 12, 14, 17, 19	⚙ 14106 Bit Holder		

14210M 18 Pieces Set/⚖=1,250g

METAL CASE:W310xH90xT48mm

Bits		Bit Holder	
⚙ 183H.35 Hex Bits 4, 5, 6, 7, 8, 10, 12, 14	⚙ 14134 Bit Holder		
⚙ 183H.75 Hex Bits 4, 5, 6, 7, 8, 10, 12, 14	⚙ 168H-4 (40) Screwdriver		

14210T 14 Pieces Set/⚖=1,080g

METAL CASE:W310xH90xT48mm

Bits		Bit Holder	
⚙ 183T.35 TORX® Bits T30, T40, T45, T50, T55, T60	⚙ 14134 Bit Holder		
⚙ 183T.75 TORX® Bits T30, T40, T45, T50, T55, T60	⚙ 168H-4 (40) Screwdriver		

14210X 14 Pieces Set/⚖=1,040g

METAL CASE:W310xH90xT48mm

Bits		Bit Holder	
⚙ 183X.35 XZN Bits M4, M5, M6, M8, M10, M12	⚙ 14134 Bit Holder		
⚙ 183X.75 XZN Bits M4, M5, M6, M8, M10, M12	⚙ 168H-4 (40) Screwdriver		

1/2"

Impact Sockets
Impact Steckschlüssel
Douilles Impact

BITS, NUT SETTERS AND ADAPTORS


IMPACT SOCKETS

SLEEVE-DRIVE SOCKETS

PROTECTOR


INDUSTRIAL SOCKETS

TOOLS FOR CONSTRUCTION SITES

14207M	10 Pieces Set/△=2,700g
METAL CASE:W310xH90xT48mm	
Sockets	
 14300M 6-pt Deep Sockets	10, 12, 13, 14, 17, 19, 21, 22, 24, 27


14207M  Socket Set
Steckschlüssel Satz
Jeu de clés à douilles



14208M	13 Pieces Set/△=3,500g
METAL CASE:W395xH90xT50mm	
Sockets	
 14300M 6-pt Deep Sockets	10, 12, 13, 14, 15, 16, 17, 18, 19, 21, 22, 24, 27

14208M  Socket Set
Steckschlüssel Satz
Jeu de clés à douilles




14241M-00	13 Pieces Set/△=2,000g
METAL CASE:W196xH100xT45mm	
Sockets	
 14400M 6-pt. Sockets	10, 11, 12, 13, 14, 15, 16, 17, 19, 21, 22, 24, 27

14241M-00  Socket Set
Steckschlüssel Satz
Jeu de clés à douilles


14241M-05 



14241M-05	13 Pieces Set/△=2,000g
METAL CASE:W196xH100xT45mm	
Sockets	
 14405M 12-pt. Sockets	10, 11, 12, 13, 14, 15, 16, 17, 19, 21, 22, 24, 27

14242M  Socket Set
Steckschlüssel Satz
Jeu de clés à douilles













14242M	12 Pieces Set/△=1,890g
METAL CASE:W310xH90xT48mm	
Sockets	
 14400M 6-pt. Sockets	10, 11, 12, 13, 14, 15, 16, 17, 19, 21, 22, 27

14245M-00  Socket Set
Steckschlüssel Satz
Jeu de clés à douilles

14245M-05 



14245M-00	18 Pieces Set/△=2,250g
METAL CASE:W310xH90xT48mm	
Sockets	Accessories
 14400M 6-pt. Sockets	 14760-125P
10, 12, 13, 14, 16, 17, 18, 19, 21, 22, 24, 27	 14770-P
	 A41, A42
	 B41, B42

14245M-05	18 Pieces Set/△=2,250g
METAL CASE:W310xH90xT48mm	
Sockets	Accessories
 14405M 12-pt. Sockets	 14760-125P
10, 12, 13, 14, 16, 17, 18, 19, 21, 22, 24, 27	 14770-P
	 A41, A42
	 B41, B42

Impact Sockets

Impact Steckschlüssel

Douilles Impact

5/8"

BITS, NUT SETTERS AND ADAPTORS

IMPACT SOCKETS

SLEEVE-DRIVE SOCKETS

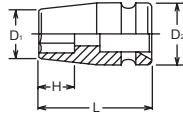
PROTECTOR

INDUSTRIAL SOCKETS

TOOLS FOR CONSTRUCTION SITES

15400M

6-point Sockets
6-kant Steckschlüssel
Douilles 6-pans

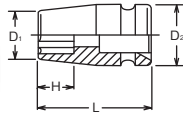


15400M (mm)	D ₁ (mm)	D ₂ (mm)	H (mm)	L (mm)	(g)	(pcs.)	
14	24	35	10	47.5	220	5	*1
17	27.8	35	12	47.5	225	5	*1
19	30.3	35	13	47.5	225	5	*1
21	32.8	35	15	47.5	225	5	*1
22	34	35	15	47.5	225	5	*1
23	35.4	35	16	47.5	225	5	*1
24	36.5	35	16	50.5	245	5	*1
26	39	35	16	50.5	260	1	*1

*1 Pin/O-Ring=A51/B51 → P111

15410M

Surface Drive Sockets
Surface Drive Steckschlüssel
Douilles, Surface Drive

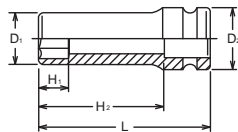


15410M (mm)	D ₁ (mm)	D ₂ (mm)	H (mm)	L (mm)	(g)	(pcs.)	
14	24	35	10	47.5	220	5	*1
17	27.8	35	12	47.5	225	5	*1
19	30.3	35	13	47.5	225	5	*1
21	32.8	35	15	47.5	225	5	*1
22	34	35	15	47.5	225	5	*1
23	35.4	35	16	47.5	225	5	*1
24	36.5	35	16	50.5	245	5	*1
26	39	35	16	50.5	260	5	*1

*1 Pin/O-Ring=A51/B51 → P111

15300M

6-point Deep Sockets
6-kant-Steckschlüssel, lang
Douilles longues 6-pans

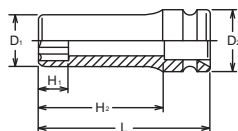


15300M (mm)	D ₁ (mm)	D ₂ (mm)	H ₁ (mm)	H ₂ (mm)	L (mm)	(g)	(pcs.)	
14	24	35	14	71	90	295	2	*1
17	27.8	35	17	71	90	325	2	*1
19	30.3	35	19	71	90	350	2	*1
21	32.8	35	21	71	90	380	2	*1
22	34	35	22	71	90	390	2	*1

*1 Pin/O-Ring=A51/B51 → P111

15310M

Surface Drive Sockets, deep
Surface Drive Steckschlüssel, lang
Douilles longues, Surface Drive



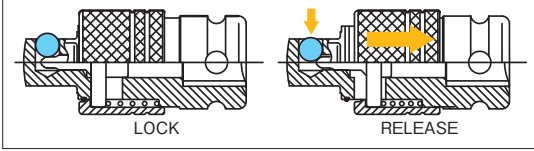
15310M (mm)	D ₁ (mm)	D ₂ (mm)	H ₁ (mm)	H ₂ (mm)	L (mm)	(g)	(pcs.)	
14	24	35	14	71	90	295	2	*1
17	27.8	35	17	71	90	325	2	*1
19	30.3	35	19	71	90	350	2	*1
21	32.8	35	21	71	90	380	2	*1
22	34	35	22	71	90	390	2	*1

*1 Pin/O-Ring=A51/B51 → P111

	L (mm)	(g)	(pce.)	⚡
15555AL	70	310	1	*1

*1 Pin/O-Ring=A51/B51 →P111

Lock & Quick Release

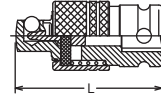


⚠ You may not hold the sliding part while moving to avoid heating up by friction and reduction by wear.

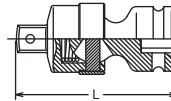
	L (mm)	(g)	(pce.)	⚡
15770	88	420	1	*1

*1 Pin/O-Ring=A51/B51 →P111

15555AL Adaptor (Quick Release)
Schnellwechsel-Verbindungsstück (Quick Release) ⚠
Adaptateur (Quick Release)



15770 Universal Joint
Gelenk-Einsatz
Cardan universel




	TYPE	(sq.)	(sq.)	L (mm)	(g)	(pce.)	⚡
15544A-P	Pin	5/8"	1/2"	46	165	1	*1
15544A	Hole	5/8"	1/2"	46	165	1	*1

*1 Pin/O-Ring=A51/B51 →P111

⚠ Adapting down from bigger square drive to smaller square drive may lead to excessive torque load and possibly cause breakage. Always stay within safe torque of the smaller square drive.

Die mit ⚠ gekennzeichneten Artikel können bei Überbelastung zu Bruch gehen. Aus Gründen Ihrer eigenen Sicherheit sollten die betreffenden Werkzeuge nie ruckartig, sondern nach und nach belastet werden, um Bruch und damit verbundene mögliche Verletzungen zu vermeiden.

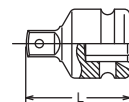
Il est possible d'appliquer aux articles marqués ⚠ des couples de serrage susceptibles d'occasionner leur rupture. Pour votre propre sécurité, veuillez toujours appliquer la charge d'une manière uniforme et progressive. Ceci pour éviter ruptures et accidents.



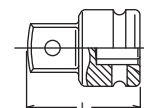
	TYPE	(sq.)	(sq.)	L (mm)	(g)	(pce.)	⚡
15566A	Hole	5/8"	3/4"	48	200	1	*1

*1 Pin/O-Ring=A51/B51 →P111

15544A-P Adaptor
Verbindungsstück
Réducteur
15544A No Warranty
Keine Garantie
Sans Garantie ⚠

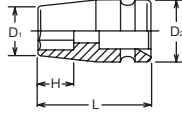


15566A Adaptor
Verbindungsstück
Augmentateur



16400M / 16400A

6-point Sockets
6-kant Steckschlüssel
Douilles 6-pans

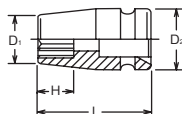


16400A (inch)	D ₁ (mm)	D ₂ (mm)	H (mm)	L (mm)	(g)	(pcs.)	
5/8	28.8	44	11	50	366	5	*1
11/16	30	44	12	50	355	5	*1
3/4	32.5	44	13	50	360	5	*1
13/16	35	44	15	50	374	5	*1
7/8	36.3	44	15	50	373	5	*1
15/16	38.8	44	16	50	370	5	*1
1	40	44	16	50	374	5	*1
1. 1/16	42.5	44	16	50	375	5	*1
1. 1/8	45	44	18	53	412	5	*1
1. 3/16	46.3	44	18	53	410	5	*1
1. 1/4	48.8	44	19	53	428	5	*1
1. 5/16	51.3	44	20	55	490	5	*1
1. 3/8	52.5	44	20	55	494	5	*1
1. 7/16	55	44	20	55	526	2	*1
1. 1/2	56.3	44	20	57	558	2	*1
1. 9/16	58.8	44	20	57	598	2	*1
1. 5/8	60	44	22	57	572	2	*1
1.11/16	62.5	44	23	62	720	2	*1
1. 3/4	65	44	23	62	757	2	*1
1.13/16	66.3	44	23	62	755	2	*1
1. 7/8	68.8	54	23	62	940	2	*2
1.15/16	70	54	23	62	912	2	*2
2	72.5	54	30	62	969	2	*2
2. 1/16	73.8	54	29	62	1011	2	*2
2. 1/8	76.3	54	29	62	1035	2	*2
2. 3/16	77.5	54	29	62	1056	2	*2
2. 1/4	80	54	32	65	1126	2	*2
2. 5/16	81.3	54	31	65	1163	2	*2
2. 3/8	83.8	54	31	65	1215	2	*2

16400M (mm)	D ₁ (mm)	D ₂ (mm)	H (mm)	L (mm)	(g)	(pcs.)	
16	28.8	44	11	50	367	5	*1
17	30	44	12	50	355	5	*1
18	31.3	44	13	50	372	5	*1
19	32.5	44	13	50	360	5	*1
20	33.8	44	14	50	375	5	*1
21	35	44	15	50	374	5	*1
22	36.3	44	15	50	373	5	*1
23	37.5	44	16	50	373	5	*1
24	38.8	44	16	50	370	5	*1
25	40	44	16	50	374	5	*1
26	41.3	44	16	50	378	5	*1
27	42.5	44	16	50	375	5	*1
28	43.8	44	16	50	383	5	*1
29	45	44	18	53	412	5	*1
30	46.3	44	18	53	410	5	*1
31	47.5	44	18	53	426	5	*1
32	48.8	44	19	53	428	5	*1
33	50	44	20	55	470	5	*1
34	51.3	44	20	55	490	5	*1
35	52.5	44	20	55	494	5	*1
36	53.8	44	20	55	498	5	*1
37	55	44	20	55	526	2	*1
38	56.3	44	20	57	558	2	*1
39	57.5	44	20	57	579	2	*1
40	58.8	44	20	57	598	2	*1
41	60	44	22	57	572	2	*1
42	61.3	44	22	57	617	2	*1
43	62.5	44	23	62	720	2	*1
44	63.8	44	23	62	761	2	*1
45	65	44	23	62	757	2	*1
46	66.3	44	23	62	755	2	*1
47	67.5	54	23	62	805	2	*2
48	68.8	54	23	62	940	2	*2
49	70	54	23	62	912	2	*2
50	71.3	54	30	62	930	2	*2
52	73.8	54	29	62	1011	2	*2
54	76.3	54	29	62	1035	2	*2
55	77.5	54	29	62	1056	2	*2
56	78.8	54	29	62	1091	2	*2
57	80	54	32	65	1126	2	*2
58	81.3	54	31	65	1163	2	*2
59	82.5	54	31	65	1185	2	*2
60	83.8	54	31	65	1215	2	*2
65	90	54	30	65	1325	2	*2
70	96.3	54	34	70	1570	1	*2

16405M / 16405A

12-point Sockets
12-kant Steckschlüssel
Douilles 12-pans



16405A (inch)	D ₁ (mm)	D ₂ (mm)	H (mm)	L (mm)	(g)	(pcs.)	
3/4	32.5	44	13	50	360	5	*1
13/16	35	44	15	50	374	5	*1
7/8	36.3	44	15	50	373	5	*1
15/16	38.8	44	16	50	370	5	*1
1	40	44	16	50	374	5	*1
1. 1/16	42.5	44	16	50	375	5	*1
1. 1/8	45	44	18	53	412	5	*1
1. 3/16	46.3	44	18	53	410	5	*1
1. 1/4	48.8	44	19	53	428	5	*1
1. 5/16	51.3	44	20	55	490	5	*1
1. 3/8	52.5	44	20	55	494	5	*1
1. 7/16	55	44	20	55	526	2	*1
1. 1/2	56.3	44	20	57	558	2	*1
1. 5/8	60	44	22	57	572	2	*1
1.11/16	62.5	44	23	62	720	2	*1
1. 3/4	65	44	23	62	757	2	*1
1. 7/8	68.8	54	23	62	940	2	*2
2	72.5	54	30	62	969	2	*2

*1 C-Ring=C61, Pin/O-Ring=A61/B61
*2 C-Ring=C81, Pin/O-Ring=A62/B62

➔ P110-111

16405M (mm)	D ₁ (mm)	D ₂ (mm)	H (mm)	L (mm)	(g)	(pcs.)	
17	30	44	12	50	355	5	*1
18	31.3	44	13	50	372	5	*1
19	32.5	44	13	50	360	5	*1
20	33.8	44	14	50	375	5	*1
21	35	44	15	50	374	5	*1
22	36.3	44	15	50	373	5	*1
23	37.5	44	16	50	373	5	*1
24	38.8	44	16	50	370	5	*1
25	40	44	16	50	374	5	*1
26	41.3	44	16	50	378	5	*1
27	42.5	44	16	50	375	5	*1
28	43.8	44	16	50	383	5	*1
29	45	44	18	53	412	5	*1
30	46.3	44	18	53	410	5	*1
32	48.8	44	19	53	428	5	*1
33	50	44	20	55	470	5	*1
34	51.3	44	20	55	490	5	*1
36	53.8	44	20	55	498	5	*1
38	56.3	44	20	57	558	2	*1
41	60	44	22	57	572	2	*1
42	61.3	44	22	57	617	2	*1
46	66.3	44	23	62	755	2	*1
50	71.3	54	30	62	930	2	*2
52	73.8	54	29	62	1011	2	*2
55	77.5	54	29	62	1056	2	*2
60	83.8	54	31	65	1215	2	*2
65	90	54	30	65	1325	2	*2

*1 C-Ring=C61, Pin/O-Ring=A61/B61
*2 C-Ring=C81, Pin/O-Ring=A62/B62

➔ P110-111

3/4"

Impact Sockets Impact Steckschlüssel Douilles Impact

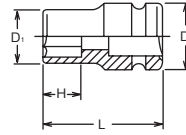
16401M (mm)	D ₁ (mm)	D ₂ (mm)	H (mm)	L (mm)	(g)	(pcs.)	
16	26.8	43	11	50	287	5	*1
17	28	43	12	50	300	5	*1
18	29.3	43	13	50	300	5	*1
19	30.5	43	13	50	300	5	*1
20	31.8	43	14	50	302	5	*1
21	33	43	15	50	305	5	*1
22	34.3	43	15	50	310	5	*1
23	35.5	43	16	50	315	5	*1
24	36.8	43	16	50	325	5	*1
25	38	43	16	50	326	5	*1
26	39.3	43	16	50	330	5	*1
27	40.5	43	16	50	340	5	*1
28	41.8	43	16	50	345	5	*1
29	43	43	18	53	355	5	*1
30	44.3	43	18	53	365	5	*1
31	45.5	43	18	53	375	5	*1
32	46.8	43	19	53	385	5	*1
33	48	43	20	55	395	5	*1
34	49.3	43	20	55	420	5	*1
35	50.5	43	20	55	430	5	*1
36	51.8	43	20	55	440	5	*1
37	53	43	20	55	460	2	*1
38	54.3	43	20	57	472	2	*1
40	56.8	43	20	57	525	2	*1
41	58	43	22	57	555	2	*1
42	59.3	43	22	57	565	2	*1
44	61.8	43	23	62	670	2	*1
46	64.3	43	23	62	710	2	*1

*1 C-Ring=C61, Pin/O-Ring=A61/B61 → P110-111

16401M 16401A



6-point Sockets, Thin Walled
6-kant Steckschlüssel, dünnwandig
Douilles à paroi mince, 6-pans



16401A (inch)	D ₁ (mm)	D ₂ (mm)	H (mm)	L (mm)	(g)	(pcs.)	
11/16	28	43	12	50	300	5	*1
3/4	30.5	43	13	50	300	5	*1
13/16	33	43	15	50	305	5	*1
7/8	34.3	43	15	50	310	5	*1
15/16	36.8	43	16	50	325	5	*1
1	38	43	16	50	326	5	*1
1. 1/16	40.5	43	16	50	340	5	*1
1. 1/8	43	43	18	53	355	5	*1
1. 3/16	44.3	43	18	53	365	5	*1
1. 1/4	46.8	43	19	53	385	5	*1
1. 5/16	49.3	30	20	55	437	5	*1
1. 3/8	50.5	43	20	55	430	5	*1
1. 7/16	53	43	20	55	460	2	*1
1. 1/2	54.3	43	20	57	472	2	*1
1. 9/16	56.8	43	20	57	525	2	*1
1. 5/8	58	43	22	57	555	2	*1
1.13/16	64.3	43	23	62	710	2	*1

*1 C-Ring=C61, Pin/O-Ring=A61/B61 → P110-111

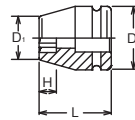
16410M (mm)	D ₁ (mm)	D ₂ (mm)	H (mm)	L (mm)	(g)	(pcs.)	
16	28.8	44	11	50	367	5	*1
17	30	44	12	50	355	5	*1
18	31.3	44	13	50	372	5	*1
19	32.5	44	13	50	360	5	*1
21	35	44	15	50	374	5	*1
22	36.3	44	15	50	373	5	*1
24	38.8	44	16	50	370	5	*1
27	42.5	44	16	50	375	5	*1
30	46.3	44	18	53	410	5	*1
32	48.8	44	19	53	428	5	*1
33	50	44	20	55	470	5	*1
36	53.8	44	20	55	498	5	*1

*1 C-Ring=C61, Pin/O-Ring=A61/B61 → P110-111

16410M



Surface Drive Sockets
Surface Drive Steckschlüssel
Douilles, Surface Drive



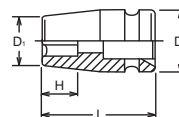
16425 (E)	D ₁ (mm)	D ₂ (mm)	H (mm)	L (mm)	(g)	(pcs.)	
E18	26.3	44	13	50	355	5	*1
E20	28.8	44	14.4	50	370	5	*1
E22	31.3	44	15.5	50	390	5	*1
E24	32.5	44	17	50	390	5	*1
E26	35	44	18.8	60	460	5	*1
E28	36.3	44	25.2	60	465	5	*1

*1 C-Ring=C61, Pin/O-Ring=A61/B61 → P110-111

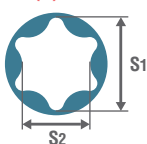
16425



TORX® Sockets
TORX® Steckschlüssel
Douilles TORX®



TORX® (E)



E	E4	E5	E6	E7	E8	E10	E11	E12	E14	E16	E18	E20	E22	E24	E26	E28
S ₁ (ref. mm)	3.7	4.6	5.6	6.1	7.4	9.3	9.9	11.0	12.8	14.6	16.5	18.3	20.1	22.0	23.7	25.5
S ₂ (ref. mm)	2.7	3.3	4.0	4.3	5.3	6.8	7.1	7.9	9.2	10.5	11.9	13.2	14.8	15.7	17.5	18.3

Impact Sockets Impact Steckschlüssel Douilles Impact

3/4"

BITS, NUT SETTERS AND ADAPTORS

IMPACT SOCKETS

SLEEVE-DRIVE SOCKETS

PROTECTOR

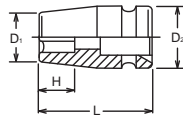
INDUSTRIAL SOCKETS

TOOLS FOR CONSTRUCTION SITES

16425-EPL



TORXPLUS® Sockets
TORXPLUS® Steckschlüssel
Douilles TORXPLUS®



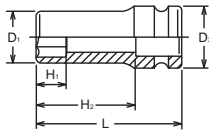
	D ₁ (mm)	D ₂ (mm)	H (mm)	L (mm)	(g)	(pcs.)	
24EPL	32.5	44	12.2	55	427	5	*1
26EPL	35	44	14.2	60	467	5	*1
28EPL	36.3	44	15.2	60	467	5	*1
30EPL	38.8	44	16.1	60	472	5	*1
32EPL	40	44	16.1	62	488	5	*1

*1 C-Ring=C61, Pin/O-Ring=A61/B61 → P110-111

16301X



6-point Semi-Deep Sockets, Thin Walled
6-kant Steckschlüssel mittel lang, dünnwandig
Douilles à pari mince semi-longues, 6-pans



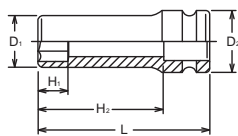
16301X (mm)	D ₁ (mm)	D ₂ (mm)	H ₁ (mm)	H ₂ (mm)	L (mm)	(g)	(pcs.)	
17	28	43	17	49	75	370	2	*1
18	29.3	43	18	49	75	380	2	*1
19	30.5	43	19	49	75	393	2	*1
20	31.8	43	20	49	75	400	2	*1
21	33	43	21	49	75	408	2	*1
22	34.3	43	22	49	75	418	2	*1
23	35.5	43	23	49	75	425	2	*1
24	36.8	43	24	49	75	435	2	*1
25	38	43	25	49	75	449	2	*1
26	39.3	43	26	49	75	455	2	*1
27	40.5	43	27	48	75	464	2	*1
28	41.8	43	28	48	75	479	2	*1
29	43	43	29	48	75	489	2	*1
30	44.3	43	30	48	75	506	2	*1
31	45.5	43	31	47	75	518	2	*1
32	46.8	43	32	47	75	535	2	*1
33	48	43	33	47	75	550	2	*1
35	50.5	43	35	46	75	585	2	*1
36	51.8	43	36	46	75	603	2	*1
37	53	43	37	46	75	645	2	*1
38	54.3	43	38	50	80	691	2	*1
40	56.8	43	38	50	80	725	2	*1
41	58	43	38	49	80	755	2	*1
46	64.3	43	38	48	80	808	2	*1

*1 C-Ring=C61, Pin/O-Ring=A61/B61 → P110-111

16300M / 16300A



6-point Sockets, deep
6-kant Steckschlüssel, lang
Douilles longues, 6-pans



16300A (inch)	D ₁ (mm)	D ₂ (mm)	H ₁ (mm)	H ₂ (mm)	L (mm)	(g)	(pcs.)	
3/4	32.5	44	19	74	100	655	2	*1
13/16	35	44	21	74	100	700	2	*1
7/8	36.3	44	22	74	100	700	2	*1
15/16	38.8	44	24	74	100	705	2	*1
1	40	44	25	74	100	715	2	*1
1. 1/16	42.5	44	27	73	100	765	2	*1
1. 1/8	45	44	29	73	100	835	2	*1
1. 3/16	46.3	44	30	73	100	840	2	*1
1. 1/4	48.8	44	32	72	100	875	2	*1
1. 5/16	51.3	44	34	72	100	950	2	*1
1. 3/8	52.5	44	35	71	100	980	2	*1
1. 7/16	55	44	37	71	100	970	2	*1
1. 1/2	56.3	44	38	70	100	990	2	*1
1. 9/16	58.8	44	38	70	100	1060	2	*1
1. 5/8	60	44	38	69	100	1120	2	*1
1.11/16	62.5	44	38	69	100	1200	2	*1
1. 3/4	65	44	38	68	100	1284	2	*1
1.13/16	66.3	44	38	68	100	1305	2	*1
1. 7/8	68.8	54	38	67	100	1561	2	*2
2	72.5	54	60	-	100	1516	2	*2

16300M (mm)	D ₁ (mm)	D ₂ (mm)	H ₁ (mm)	H ₂ (mm)	L (mm)	(g)	(pcs.)	
16	28.8	44	16	74	100	524	2	*1
17	30	44	17	74	100	544	2	*1
18	31.3	44	18	74	100	642	2	*1
19	32.5	44	19	74	100	655	2	*1
20	33.8	44	20	74	100	680	2	*1
21	35	44	21	74	100	700	2	*1
22	36.3	44	22	74	100	700	2	*1
23	37.5	44	23	74	100	720	2	*1
24	38.8	44	24	74	100	705	2	*1
25	40	44	25	74	100	715	2	*1
26	41.3	44	26	74	100	710	2	*1
27	42.5	44	27	73	100	710	2	*1
28	43.8	44	28	73	100	800	2	*1
29	45	44	29	73	100	835	2	*1
30	46.3	44	30	73	100	840	2	*1
31	47.5	44	31	72	100	815	2	*1
32	48.8	44	32	72	100	875	2	*1
33	50	44	33	72	100	920	2	*1
34	51.3	44	34	72	100	950	2	*1
35	52.5	44	35	71	100	980	2	*1
36	53.8	44	36	71	100	960	2	*1
37	55	44	37	71	100	970	2	*1
38	56.3	44	38	70	100	990	2	*1
40	58.8	44	38	70	100	1060	2	*1
41	60	44	38	69	100	1120	2	*1
42	61.3	44	38	69	100	1153	2	*1
43	62.5	44	38	69	100	1200	2	*1
44	63.8	44	38	68	100	1220	2	*1
46	66.3	44	38	68	100	1305	2	*1
50	71.3	54	61	-	100	1469	2	*2
55	77.5	54	59	-	100	1620	2	*2

*1 C-Ring=C61, Pin/O-Ring=A61/B61 → P110-111

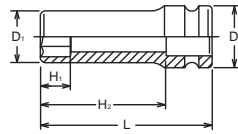
*2 C-Ring=C81, Pin/O-Ring=A62/B62

*1 C-Ring=C61, Pin/O-Ring=A61/B61 → P110-111
*2 C-Ring=C81, Pin/O-Ring=A62/B62

TORXplus is a registered trademark of Acument Intellectual Properties, LLC.
TORXplus ist ein registriertes Markenzeichen der Firma Acument Intellectual Properties, LLC.
TORXplus est une marque déposée de Acument Intellectual Properties, LLC.

3/4"

Impact Sockets
Impact Steckschlüssel
Douilles Impact



16301M (mm)	D ₁ (mm)	D ₂ (mm)	H ₁ (mm)	H ₂ (mm)	L (mm)	⚖️ (g)	📦 (pcs.)	⚡
16	26.8	43	16	74	100	435	2	*1
17	28	43	17	74	100	470	2	*1
18	29.3	43	18	74	100	475	2	*1
19	30.5	43	19	74	100	480	2	*1
20	31.8	43	20	74	100	491	2	*1
21	33	43	21	74	100	505	2	*1
22	34.3	43	22	74	100	528	2	*1
23	35.5	43	23	74	100	542	2	*1
24	36.8	43	24	74	100	560	2	*1
25	38	43	25	74	100	581	2	*1
26	39.3	43	26	74	100	600	2	*1
27	40.5	43	27	73	100	610	2	*1
28	41.8	43	28	73	100	639	2	*1
29	43	43	29	73	100	650	2	*1
30	44.3	43	30	73	100	670	2	*1
31	45.5	43	31	72	100	690	2	*1
32	46.8	43	32	72	100	715	2	*1
33	48	43	33	72	100	750	2	*1
34	49.3	43	34	72	100	772	2	*1
35	50.5	43	35	71	100	785	2	*1
36	51.8	43	36	71	100	830	2	*1
37	53	43	37	71	100	850	2	*1
38	54.3	43	38	70	100	885	2	*1
39	55.5	43	38	70	100	908	2	*1
40	56.8	43	38	70	100	925	2	*1
41	58	43	38	69	100	970	2	*1
42	59.3	43	38	69	100	990	2	*1
46	64.3	43	38	68	100	1150	2	*1
50	69.2	53	62	-	100	1328	2	*1

*1 C-Ring=C61, Pin/O-Ring=A61/B61 → P110-111

16301M 6-point Deep Sockets, Thin Walled
16301A 6-kant Steckschlüssel, dünnwandig
Douilles à paroi mince longues, 6-pans



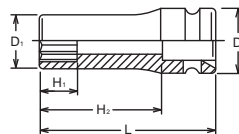
16301A (inch)	D ₁ (mm)	D ₂ (mm)	H ₁ (mm)	H ₂ (mm)	L (mm)	⚖️ (g)	📦 (pcs.)	⚡
11/16	28	43	17	74	100	470	2	*1
3/4	30.5	43	19	74	100	480	2	*1
13/16	33	43	21	74	100	505	2	*1
7/8	34.3	43	22	74	100	528	2	*1
15/16	36.8	43	24	74	100	560	2	*1
1	38	43	25	74	100	581	2	*1
1. 1/16	40.5	43	27	73	100	610	2	*1
1. 1/8	43	43	29	73	100	650	2	*1
1. 3/16	44.3	43	30	73	100	670	2	*1
1. 1/4	46.8	43	32	72	100	715	2	*1
1. 5/16	49.3	43	34	72	100	790	2	*1
1. 3/8	50.5	43	35	71	100	785	2	*1
1. 7/16	53	43	37	71	100	850	2	*1
1. 1/2	54.3	43	38	70	100	885	2	*1
1. 9/16	56.8	43	38	70	100	925	2	*1
1. 5/8	58	43	38	69	100	970	2	*1
1.13/16	64.3	43	38	68	100	1150	2	*1

*1 C-Ring=C61, Pin/O-Ring=A61/B61 → P110-111

16305M (mm)	D ₁ (mm)	D ₂ (mm)	H ₁ (mm)	H ₂ (mm)	L (mm)	⚖️ (g)	📦 (pcs.)	⚡
14	26.3	44	14	74	100	500	2	*1
16	28.8	44	16	74	100	522	2	*1
17	30	44	17	74	100	544	2	*1
18	31.3	44	18	74	100	600	2	*1
19	32.5	44	19	74	100	655	2	*1
21	35	44	21	74	100	700	2	*1
22	36.3	44	22	74	100	700	2	*1
23	37.5	44	23	74	100	720	2	*1
24	38.8	44	24	74	100	715	2	*1
26	41.3	44	26	74	100	760	2	*1
27	42.5	44	27	73	100	765	2	*1
28	43.8	44	28	73	100	800	2	*1
29	45	44	29	73	100	835	2	*1
30	46.3	44	30	73	100	840	2	*1
32	48.8	44	32	72	100	875	2	*1
35	52.5	44	35	71	100	980	2	*1
36	53.8	44	36	71	100	960	2	*1
38	56.3	44	38	70	100	990	2	*1
41	60	44	38	69	100	1120	2	*1
46	66.3	44	38	68	100	1305	2	*1

*1 C-Ring=C61, Pin/O-Ring=A61/B61 → P110-111

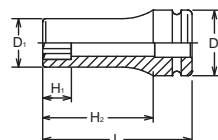
16305M 12-point Sockets, deep
12-kant Steckschlüssel, lang
Douilles longues, 12-pans



16310M (mm)	D ₁ (mm)	D ₂ (mm)	H ₁ (mm)	H ₂ (mm)	L (mm)	⚖️ (g)	📦 (pcs.)	⚡
16	28.8	44	16	74	100	524	2	*1
17	30	44	17	74	100	544	2	*1
18	31.3	44	18	74	100	642	2	*1
19	32.5	44	19	74	100	655	2	*1
21	35	44	21	74	100	700	2	*1
22	36.3	44	22	74	100	700	2	*1
24	38.8	44	24	74	100	705	2	*1
27	42.5	44	27	73	100	710	2	*1
30	46.3	44	30	73	100	840	2	*1
32	48.8	44	32	72	100	875	2	*1
33	50	44	33	72	100	920	2	*1
36	53.8	44	34	71	100	960	2	*1

*1 C-Ring=C61, Pin/O-Ring=A61/B61 → P110-111

16310M Surface Drive Sockets, deep
Surface Drive Steckschlüssel, lang
Douilles longues, Surface Drive



BITS, NUT SETTERS AND ADAPTORS

IMPACT SOCKETS

SLEEVE-DRIVE SOCKETS

PROTECTOR

INDUSTRIAL SOCKETS

TOOLS FOR CONSTRUCTION SITES

Impact Sockets Impact Steckschlüssel Douilles Impact

3/4"

BITS, NUT SETTERS AND ADAPTORS

IMPACT SOCKETS

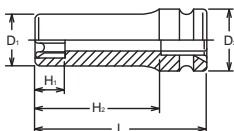
SLEEVE-DRIVE SOCKETS


PROTECTOR

INDUSTRIAL SOCKETS

TOOLS FOR CONSTRUCTION SITES

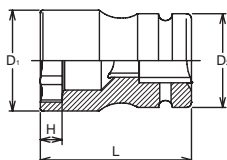
16325 TORX® Deep Sockets TORX® Steckschlüssel, lang Douilles longues TORX®




16325 (E)	D ₁ (mm)	D ₂ (mm)	H ₁ (mm)	H ₂ (mm)	L (mm)	(g)	(pcs.)	
E18	26.3	44	13	74	100	520	2	*1
E20	28.8	44	14.4	74	100	560	2	*1
E22	31.3	44	15.5	74	100	600	2	*1
E24	32.5	44	17	74	100	630	2	*1
New E26	35	44	18.8	74	100	660	2	*1
New E28	36.3	44	25.2	74	100	670	2	*1
New E30	38.8	44	25.2	75	100	730	2	*1
New E32	41.3	44	25.2	75	100	777	2	*1

*1 C-Ring=C61, Pin/O-Ring=A61/B61 → P110-111

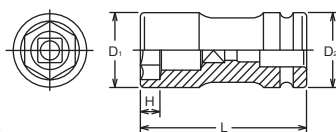
PW6P Rear Wheel Nut Sockets Steckschlüssel für Hinterradmuttern Douilles spéciales pour écrous de roué arrière




PW6P (mmxmm)	D ₁ (mm)	D ₂ (mm)	H (mm)	L (mm)	Shaft Color	(g)	(pcs.)	
New 32x17	47	44	12	75	Orange	621	2	*1
New 35x17	50	44	12	75	White	655	2	*1
New 38x20	55	44	12	75	Red	705	2	*1
New 41x19	58	44	12.5	80	Green	813	2	*1
New 41x20	58	44	12.5	80	Blue	813	2	*1
New 41x21	58	44	12.5	80	Yellow	779	2	*1


*1 C-Ring=C61, Pin/O-Ring=A61/B61 → P110-111

16316M / 16316A Rear Wheel Nut Sockets Steckschlüssel für Hinterradmuttern Douilles spéciales pour écrous de roué arrière



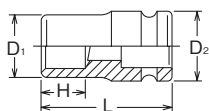
16316M (mmxmm)	D ₁ (mm)	D ₂ (mm)	H (mm)	L (mm)	(g)	(pce.)	
35x17	52	44	10	90	865	1	*1
38x20	56	44	13	100	952	1	*1
41x19	59	44	12	100	1037	1	*1
41x21	59	44	15	100	963	1	*1


*1 C-Ring=C61, Pin/O-Ring=A61/B61 → P110-111

16316A (inchxinch)	D ₁ (mm)	D ₂ (mm)	H (mm)	L (mm)	(g)	(pce.)	
1.1/2x13/16	56	44	13	100	940	1	*1


*1 C-Ring=C61, Pin/O-Ring=A61/B61 → P110-111

16317M / 16317A Rear Wheel Nut Sockets Steckschlüssel für Hinterradmuttern Douilles spéciales pour écrous de roué arrière



16317M (mm)	D ₁ (mm)	D ₂ (mm)	H (mm)	L (mm)	(g)	(pce.)	
17	40	44	22.5	67	485	1	*1
19	40	44	22.5	67	462	1	*1
20	44	44	22.5	67	517	1	*1
21	44	44	22.5	67	489	1	*1
22	44	44	22.5	67	482	1	*1

*1 C-Ring=C61, Pin/O-Ring=A61/B61 → P110-111

16317A (inch)	D ₁ (mm)	D ₂ (mm)	H (mm)	L (mm)	(g)	(pce.)	
13/16	44	44	22.5	67	489	1	*1

*1 C-Ring=C61, Pin/O-Ring=A61/B61 → P110-111

3/4"

Impact Sockets Impact Steckschlüssel Douilles Impact

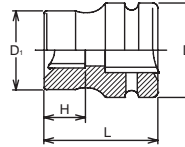
PS6 (mm)	D ₁ (mm)	D ₂ (mm)	H (mm)	L (mm)	(g)	(pcs.)	⚡
17	40	44	19	53	433	5	*1
19	40	44	19	53	419	5	*1
20	44	44	21	55	483	5	*1
21	44	44	23	57	491	5	*1

*1 C-Ring=C61, Pin/O-Ring=A61/B61 → P110-111

PS6



Rear Wheel Nut Sockets
Steckschlüssel für Hinterradmuttern
Douilles spéciales pour écrous de roué arrière



16101M



Torsion Bars (for tightening only)
Torsionsstäbe (nur zum Anziehen)
Barres de torsion (pour serrage seulement)



16101M (mm×Nm)	D (mm)	H (mm)	L (mm)	(g)	(pce.)	⚡
24x180Nm	38.8	24	235	850	1	*1
27x450Nm	42.5	27	280	1236	1	*1
32x600Nm	48.8	32	280	1370	1	*1
33x600Nm	50	33	280	1370	1	*1

*1 C-Ring=C61, Pin/O-Ring=A61/B61 → P110-111



As the torque could vary with the type and the condition of the impact wrench, we strongly recommend the control with a torque wrench.

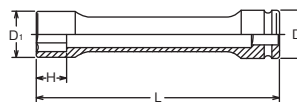
Da die Drehmomentwerte von Art und Leistung des verwendeten Schlagschraubers abhängen, empfehlen wir die Kontrolle der Kombination Schlagschrauber/Torsionsstab mittels eines Drehmomentschlüssels.

Etant donné que le couple peut varier selon modèle, la capacité ou l'état de la clé à choc, le contrôle de la combinaison clé à choc/barre par clé dynamométrique est indispensable.

16102M-270/-400



Extra long Sockets for wheel Nuts
Extra lange Steckschlüssel für Radmuttern
Douilles extra-longues pour écrous de roue



16102M-270 (mm)	D ₁ (mm)	D ₂ (mm)	H (mm)	L (mm)	(g)	(pce.)	⚡
24	38.8	44	24	270	1034	1	*1
27	42.5	44	27	270	1088	1	*1
30	46.3	44	30	270	1144	1	*1
32	48.8	44	32	270	1157	1	*1
33	50	44	32	270	1200	1	*1
36	53.8	44	32	270	1250	1	*1

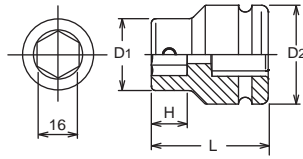
*1 C-Ring=C61, Pin/O-Ring=A61/B61 → P110-111

16102M-400 (mm)	D ₁ (mm)	D ₂ (mm)	H (mm)	L (mm)	(g)	(pce.)	⚡
24	38.8	44	24	400	1430	1	*1
27	42.5	44	27	400	1460	1	*1
30	46.3	44	30	400	1510	1	*1
32	48.8	44	32	400	1530	1	*1
33	50	44	32	400	1530	1	*1
36	53.8	44	32	400	2180	1	*1

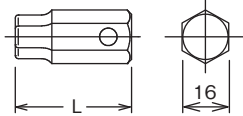
*1 C-Ring=C61, Pin/O-Ring=A61/B61 → P110-111

BITS, NUT SETTERS AND ADAPTORS
IMPACT SOCKETS
SLEEVE-DRIVE SOCKETS
PROTECTOR
INDUSTRIAL SOCKETS
TOOLS FOR CONSTRUCTION SITES

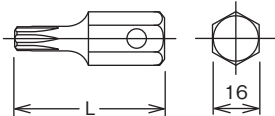
16106 Bit Holder Klingenhalter Porte-embout



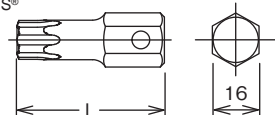
107-16 Bits for Inhex Screws Klingen für Innensechskant-Schrauben Embouts pour vis 6-pans males creux



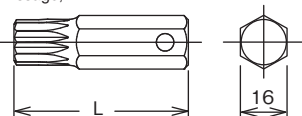
107-16 (T) TORX® Bits TORX® Klingen Embouts, TORX®



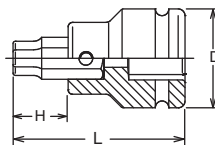
107-16 (IP) TORXPLUS® Bits TORXPLUS® Klingen Embouts TORXPLUS®






107-16 (XZN) Bits XZN Klingen XZN Embouts de vissage, XZN



16106-16 Bit Holder complete with Bit, Inhex Klingenhalter komplett mit Klinge, Innensechskant Porte embouts avec bit 6-pans creux



 The items with  have larger output size than 16mm input hex drive.
Due to this design the Maximum output torque rating is less than standards.

	D ₁ (mm)	D ₂ (mm)	H (mm)	L (mm)	(g)	(pcs.)	
16106	32	44	16	52	370	2	*1

*1 C-Ring=C61, Pin/O-Ring=A61/B61 →P110-111

16106-SC

 Replacement Screw : M6x10,  3mm

107-16 (mm)	L (mm)	(g)	(pcs.)
----------------	-----------	-----	--------

10	40	46	10
12	40	52	10
13	40	56	10
14	40	60	10
16	40	69	10
17	40	73	10
18	40	78	10
19	40	80	10
22	40	97	10

107-16 (inch)	L (mm)	(g)	(pcs.)
------------------	-----------	-----	--------

1/2	40	56	10
9/16	40	60	10
5/8	40	69	10
3/4	40	80	10

107-16(L100) (mm)	L (mm)	(g)	(pcs.)
----------------------	-----------	-----	--------

New 10	100	118	10
New 12	100	141	10
New 14	100	163	10
New 17	100	185	10
New 19	100	228	10
New 22	100	293	10

107-16 (T)	L (mm)	(g)	(pcs.)
---------------	-----------	-----	--------

T55	50	57	10
T60	50	64	10
T70	50	73	10

107-16(L100) (T)	L (mm)	(g)	(pcs.)
---------------------	-----------	-----	--------

New T55	100	104	10
New T60	100	123	10
New T70	100	148	10

107-16 (IP)	L (mm)	(g)	(pcs.)
----------------	-----------	-----	--------


55IP	50	57	10
60IP	50	64	10
70IP	50	73	10

107-16 (XZN)	L (mm)	(g)	(pcs.)
-----------------	-----------	-----	--------


M14	60	83	10
M16	60	93	10
M18	60	103	10

107-16(L100) (XZN)	L (mm)	(g)	(pcs.)
-----------------------	-----------	-----	--------

New M14	100	126	10
New M16	100	153	10
New M18	100	173	10

16106-16 (mm)	D (mm)	H (mm)	L (mm)	(g)	(pcs.)	
------------------	-----------	-----------	-----------	-----	--------	---

10	44	24	76	416	2	*1
12	44	24	76	422	2	*1
13	44	24	76	426	2	*1
14	44	24	76	430	2	*1
16	44	24	76	439	2	*1
17	44	24	76	443	2	*1
18	44	24	76	448	2	*1
19	44	24	76	450	2	*1
22	44	24	76	473	2	*1

16106-16 (inch)	D (mm)	H (mm)	L (mm)	(g)	(pcs.)	
--------------------	-----------	-----------	-----------	-----	--------	---

1/2	44	24	76	426	2	*1
9/16	44	24	76	430	2	*1
5/8	44	24	76	439	2	*1
3/4	44	24	76	450	2	*1

*1 C-Ring=C61, Pin/O-Ring=A61/B61 →P110-111


3/4"

Impact Sockets Impact Steckschlüssel Douilles Impact

	D ₁ (mm)	D ₂ (mm)	H (mm)	L (mm)	(g)	(pcs.)	⚡
16107	44	44	22	60	530	2	*1

*1 C-Ring=C61, Pin/O-Ring=A61/B61 → P110-111

16107-SC

 Replacement Screw : M8x14, ●4mm

107-22 (mm)	L (mm)	(g)	(pcs.)
17	50	120	10
19	50	140	10
22	50	162	10
24	50	176	10
27	50	200	10
30	50	227	10
32	55	243	10

107-22 (inch)	L (mm)	(g)	(pcs.)
5/8	50	120	10
3/4	50	140	10
7/8	50	162	10
1	50	190	10
1. 1/4	55	243	10



107-22(L140) (mm)	L (mm)	(g)	(pcs.)
New 17	140	431	5
New 19	140	441	5
New 22	140	460	5
New 24	140	513	5

107-22 (T)	L (mm)	(g)	(pcs.)
New T 70	60	129	10
T 80	60	141	10
T 90	60	155	10
T100	60	170	10

107-22(L140) (T)	L (mm)	(g)	(pcs.)
New T 70	140	395	5
New T 80	140	407	5
New T 90	140	420	5
New T100	140	434	5

16107-22 (mm)	D (mm)	H (mm)	L (mm)	(g)	(pcs.)	⚡
19	44	28	88	670	2	*1
22	44	28	88	692	2	*1
24	44	28	88	706	2	*1
27	44	28	88	730	2	*1
30	44	28	88	757	2	*1
32	44	28	93	783	2	*1

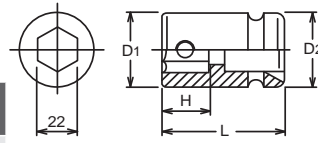
*1 C-Ring=C61, Pin/O-Ring=A61/B61 → P110-111


 The items with  have larger output size than 22mm input hex drive.
Due to this design the Maximum output torque rating is less than standards.

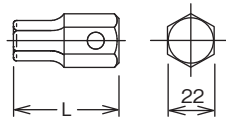
	D (mm)	L (mm)	(g)	(pce.)	⚡
16760-150	44	150	775	1	*1
16760-175	44	175	870	1	*1
16760-200	44	200	955	1	*1
16760-250	44	250	1150	1	*1
16760-330	44	330	1460	1	*1

*1 C-Ring=C61, Pin/O-Ring=A61/B61 → P110-111

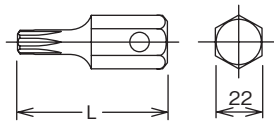
16107  Bit Holder
Klingenhalter
Porte embouts




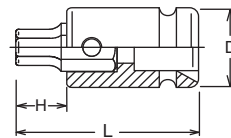
107-22  Bits for Inhex Screws
Klingen für Innensechskant-Schrauben
Embouts pour vis 6-pans males creux





107-22 (T)  TORX® Bits
TORX® Klingen
Embouts, TORX®



16107-22  Bit Holder complete with Bit, Inhex
Klingenhalter komplett mit Klinge, Innensechskant
Porte embouts avec bit 6-pans creux



16760 Extension Bars
Verlängerungen
Rallonges



Impact Sockets Impact Steckschlüssel Douilles Impact

3/4"

BITS, NUT SETTERS AND ADAPTORS

IMPACT SOCKETS

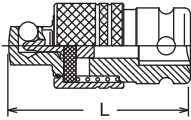
SLEEVE-DRIVE SOCKETS

PROTECTOR

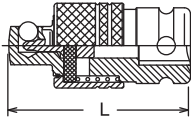
INDUSTRIAL SOCKETS

TOOLS FOR CONSTRUCTION SITES

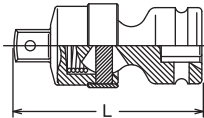
16666AL Adaptor (Quick Release)
Verbindungsstück (Quick Release)
Adaptateur (Quick Release) ⚠



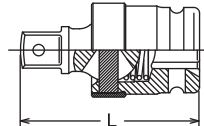
16644AL Adaptor (Quick Release)
Verbindungsstück (Quick Release)
Adaptateur (Quick Release) No Warranty
Keine Garantie
Sans Garantie ⚠



16770 Universal Joint
Gelenk-Einsatz
Cardan universel

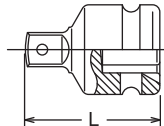


16771 Universal Joint
Gelenk-Einsatz
Cardan universel

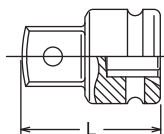


16644A-P Adaptors
Verbindungsstücke
Réducteurs No Warranty
Keine Garantie
Sans Garantie ⚠

16644A
16655A



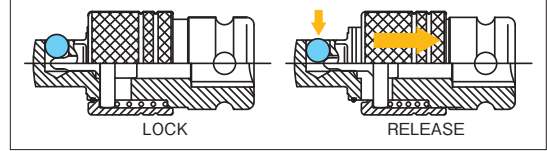
16688A Adaptor
Verbindungsstück
Augmentateur



	L (mm)	(g)	(pcs.)	
16666AL	75	660	2	*1

*1 C-Ring=C61, Pin/O-Ring=A61/B61 → P110-111

Lock & Quick Release



⚠ You may not hold the sliding part while moving to avoid heating up by friction and reduction by wear.

	(sq.)	(sq.)	L (mm)	(g)	(pcs.)	
16644AL	3/4"	1/2"	70	240	2	*1

*1 Pin/O-Ring=A51/B51 → P111


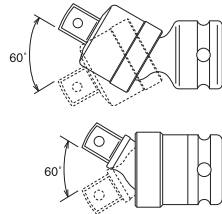
⚠ Adapting down from bigger square drive to smaller square drive may lead to excessive torque load and possibly cause breakage. Always stay within safe torque of the smaller square drive.

Die mit ⚠ gekennzeichneten Artikel können bei Überbelastung zu Bruch gehen. Aus Gründen Ihrer eigenen Sicherheit sollten die betreffenden Werkzeuge nie ruckartig, sondern nach und nach belastet werden, um Bruch und damit verbundene mögliche Verletzungen zu vermeiden.

Il est possible d'appliquer aux articles marqués ⚠ des couples de serrage susceptibles d'occasionner leur rupture. Pour votre propre sécurité, veuillez toujours appliquer la charge d'une manière uniforme et progressive. Ceci pour éviter ruptures et accidents.

	L (mm)	(g)	(pce.)	
16770	106	790	1	*1
16771	95	720	1	*1

*1 C-Ring=C61, Pin/O-Ring=A61/B61 → P110-111



	TYPE	(sq.)	(sq.)	L (mm)	(g)	(pcs.)	
16644A-P	Pin	3/4"	1/2"	54	310	5	*1
16644A	Hole	3/4"	1/2"	54	310	5	*1

	TYPE	(sq.)	(sq.)	L (mm)	(g)	(pcs.)	
16655A	Hole	3/4"	5/8"	55.5	336	5	*1

*1 C-Ring=C61, Pin/O-Ring=A61/B61 → P110-111

⚠ Adapting down from bigger square drive to smaller square drive may lead to excessive torque load and possibly cause breakage. Always stay within safe torque of the smaller square drive.

Die mit ⚠ gekennzeichneten Artikel können bei Überbelastung zu Bruch gehen. Aus Gründen Ihrer eigenen Sicherheit sollten die betreffenden Werkzeuge nie ruckartig, sondern nach und nach belastet werden, um Bruch und damit verbundene mögliche Verletzungen zu vermeiden.

Il est possible d'appliquer aux articles marqués ⚠ des couples de serrage susceptibles d'occasionner leur rupture. Pour votre propre sécurité, veuillez toujours appliquer la charge d'une manière uniforme et progressive. Ceci pour éviter ruptures et accidents.

	TYPE	(sq.)	(sq.)	L (mm)	(g)	(pce.)	
16688A	Hole	3/4"	1"	62	435	1	*1
16688A-250	Hole	3/4"	1"	250	1400	1	*1
16688A-330	Hole	3/4"	1"	330	1880	1	*1

*1 C-Ring=C61, Pin/O-Ring=A61/B61 → P110-111

3/4"

Impact Sockets
Impact Steckschlüssel
Douilles Impact

16201M-00 / 16201A-00

Socket Sets
Steckschlüssel Sätze
Jeux de clés à douilles



16201M-00	13 Pieces Set/△=6,800g
METAL CASE:W320xH110xT70mm	
Sockets	
16400M 6-pt. Sockets	
19, 21, 22, 23, 24, 26, 27, 30, 32, 33, 36, 38, 41	

16201A-00	11 Pieces Set/△=6,000g
METAL CASE:W320xH110xT70mm	
Sockets	
16400A 6-pt. Sockets	
3/4, 7/8, 15/16, 1, 1.1/16, 1.1/8, 1.1/4, 1.5/16, 1.3/8, 1.7/16, 1.1/2	

16201M-01 / 16201A-01

Socket Sets
Steckschlüssel Sätze
Jeux de clés à douilles



16201M-01	13 Pieces Set/△=6,000g
METAL CASE:W320xH110xT70mm	
Sockets	
16401M 6-pt. Sockets, Thin-walled	
19, 21, 22, 23, 24, 26, 27, 30, 32, 33, 36, 38, 41	

16201A-01	11 Pieces Set/△=5,400g
METAL CASE:W320xH110xT70mm	
Sockets	
16401A 6-pt. Sockets, Thin-walled	
3/4, 7/8, 15/16, 1, 1.1/16, 1.1/8, 1.1/4, 1.5/16, 1.3/8, 1.7/16, 1.1/2	

16245M

Socket Sets
Steckschlüssel Sätze
Jeux de clés à douilles



16245M	17 Pieces Set/△=12,000g
METAL CASE:W590xH127xT72mm	
Sockets	Accessories
16400M 6-pt. Sockets	
19, 21, 22, 24, 27, 29, 30, 32, 33, 35, 36, 38, 41, 46, 50	
	16760-175
	16760-330

BITS, NUT SETTERS AND ADAPTORS

IMPACT SOCKETS

SLEEVE-DRIVE SOCKETS

PROTECTOR

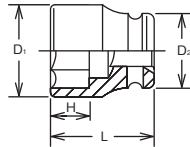
INDUSTRIAL SOCKETS

TOOLS FOR CONSTRUCTION SITES

Impact Sockets Impact Steckschlüssel Douilles Impact

1"

18400M / 18400A 6-point Sockets 6-kant Steckschlüssel Douilles 6-pans



18400M (mm)	D ₁ (mm)	D ₂ (mm)	H (mm)	L (mm)	(g)	(pcs.)	
17	32.8	54	12	57	579	2	*1
18	34	54	13	57	586	2	*1
19	35.3	54	13	57	590	2	*1
21	37.8	54	15	57	605	2	*1
22	39	54	15	57	620	2	*1
23	40.3	54	16	57	615	2	*1
24	41.5	54	16	57	627	2	*1
25	42.8	54	16	57	620	2	*1
26	44	54	16	57	640	2	*1
27	45.3	54	16	57	627	2	*1
28	46.5	54	16	57	640	2	*1
29	47.8	54	18	57	657	2	*1
30	49	54	21	62	657	2	*1
31	50.3	54	21	62	687	2	*1
32	51.5	54	21	62	685	2	*1
33	52.8	54	21	62	685	2	*1
34	54	54	21	62	690	2	*1
35	55.3	54	21	62	710	2	*1
36	56.5	54	21	62	712	2	*1
37	57.8	54	21	62	735	2	*1
38	59	54	25	66	720	2	*1
40	61.5	54	25	66	850	2	*1
41	62.8	54	25	66	850	2	*1
42	64	54	25	66	905	2	*1
43	65.3	54	27	68	977	2	*1
44	66.5	54	27	68	970	2	*1
45	67.8	54	27	68	963	2	*1
46	69	54	29	70	1010	2	*1
47	70.3	66	36	70	1235	2	*2
48	71.5	66	35	70	1228	2	*2
50	74	66	35	70	1302	2	*2
52	76.5	66	40	75	1423	2	*2
54	79	66	40	75	1492	2	*2
55	80.3	66	39	75	1501	2	*2
56	81.5	66	39	75	1520	2	*2
58	84	66	39	75	1586	2	*2
60	86.5	66	39	75	1651	2	*2
62	89	66	38	75	1685	2	*2
63	90.3	66	38	75	1661	2	*2
65	92.8	66	38	75	1915	2	*2
67	95.3	66	38	75	1872	2	*2
68	96.5	66	37	75	1877	1	*2
70	99	66	37	75	1944	1	*2
75	105.3	86	37	80	2675	1	*3
80	111.5	86	41	85	2996	1	*3
85	117.8	86	37	90	3378	1	*3
90	124	86	40	95	3871	1	*3
95	130.3	86	43	100	4500	1	*3
100	136.5	86	47	105	5000	1	*3

18400A (inch)	D ₁ (mm)	D ₂ (mm)	H (mm)	L (mm)	(g)	(pcs.)	
11/16	32.8	54	12	57	579	2	*1
3/4	35.3	54	13	57	590	2	*1
13/16	37.8	54	15	57	605	2	*1
7/8	39	54	15	57	620	2	*1
15/16	41.5	54	16	57	627	2	*1
1	42.8	54	16	57	620	2	*1
1. 1/16	45.3	54	16	57	627	2	*1
1. 3/32	46.5	54	16	57	642	2	*1
1. 1/8	47.8	54	18	57	657	2	*1
1. 3/16	49	54	21	62	657	2	*1
1. 1/4	51.5	54	21	62	685	2	*1
1. 9/32	52.8	54	21	62	692	2	*1
1. 5/16	54	54	21	62	690	2	*1
1. 3/8	55.3	54	21	62	710	2	*1
1. 7/16	57.8	54	21	62	735	2	*1
1.15/32	57.8	54	21	62	730	2	*1
1. 1/2	59	54	25	66	720	2	*1
1. 9/16	61.5	54	25	66	850	2	*1
1. 5/8	62.8	54	25	66	850	2	*1
1.11/16	65.3	54	27	68	977	2	*1
1. 3/4	67.8	54	27	68	963	2	*1
1.13/16	69	54	29	70	1010	2	*1
1. 7/8	71.5	66	35	70	1228	2	*2
1.15/16	72.8	66	35	70	1238	2	*2
2	75.3	66	35	70	1297	2	*2
2. 1/16	76.5	66	40	75	1423	2	*2
2. 1/8	79	66	40	75	1492	2	*2
2. 3/16	80.3	66	39	75	1501	2	*2
2. 1/4	82.8	66	39	75	1583	2	*2
2. 5/16	84	66	39	75	1586	2	*2
2. 3/8	86.5	66	39	75	1651	2	*2
2. 7/16	89	66	38	75	1685	2	*2
2. 1/2	91.5	66	38	75	1780	2	*2
2. 9/16	92.8	66	38	75	1915	2	*2
2. 5/8	95.3	66	38	75	1872	2	*2
2.11/16	96.5	66	37	75	1877	1	*2
2. 3/4	99	66	37	75	1944	1	*2
2.13/16	101.5	86	37	80	2705	1	*3
2. 7/8	102.8	86	38	80	2629	1	*3
2.15/16	105.3	86	37	80	2675	1	*3
3	106.5	86	37	80	2705	1	*3
3. 1/16	109	86	42	85	2967	1	*3
3. 1/8	111.5	86	41	85	2996	1	*3
3. 1/4	115.3	86	44	90	3328	1	*3
3. 3/8	119	86	36	90	3389	1	*3
3. 1/2	124	86	40	95	3871	1	*3
3. 3/4	130.3	86	43	100	4377	1	*3
4	137.8	86	46	105	5152	1	*3

*1 C-Ring=C81, Pin/O-Ring=A81/B81

*2 C-Ring=C82, Pin/O-Ring=A82/B82

*3 C-Ring=C83, Pin/O-Ring=A83/B83

→ P110-111

→ P110-111

BITS, NUT SETTERS AND ADAPTORS

IMPACT SOCKETS

SLEEVE-DRIVE SOCKETS

PROTECTOR

INDUSTRIAL SOCKETS

TOOLS FOR CONSTRUCTION SITES

18401M (mm)	D ₁ (mm)	D ₂ (mm)	H (mm)	L (mm)	(g)	(pcs.)	
17	29.8	53	12	57	481	2	*1
19	32.3	53	13	57	492	2	*1
21	34.8	53	15	57	512	2	*1
22	36	53	15	57	520	2	*1
24	38.5	53	16	57	520	2	*1
27	42.3	53	16	57	540	2	*1
30	46	53	21	62	572	2	*1
32	48.5	53	21	62	600	2	*1
33	49.8	53	21	62	613	2	*1
35	52.3	53	21	62	630	2	*1
36	53.5	53	21	62	635	2	*1
38	56	53	25	66	705	2	*1
41	59.8	53	25	66	740	2	*1
46	66	53	29	70	900	2	*1
47	67.3	65	29	70	1153	2	*2
50	71	65	35	70	1235	2	*2

18401A (inch)	D ₁ (mm)	D ₂ (mm)	H (mm)	L (mm)	(g)	(pcs.)	
11/16	29.8	53	12	57	481	2	*1
3/4	32.3	53	13	57	492	2	*1
13/16	34.8	53	15	57	512	2	*1
7/8	36	53	15	57	520	2	*1
15/16	38.5	53	16	57	520	2	*1
1. 1/16	42.3	53	16	57	540	2	*1
1. 3/16	46	53	21	62	572	2	*1
1. 1/4	48.5	53	21	62	600	2	*1
1. 3/8	52.3	53	21	62	630	2	*1
1. 1/2	56	53	25	66	705	2	*1
1. 5/8	59.8	53	25	66	740	2	*1
1.13/16	66	53	29	70	900	2	*1

*1 C-Ring=C81, Pin/O-Ring=A81/B81
*2 C-Ring=C82, Pin/O-Ring=A82/B82 → P110-111

18405M (mm)	D ₁ (mm)	D ₂ (mm)	H (mm)	L (mm)	(g)	(pcs.)	
27	45.3	54	16	57	607	2	*1
30	49	54	21	62	657	2	*1
32	51.5	54	21	62	685	2	*1
33	52.8	54	21	62	690	2	*1
35	55.3	54	21	62	690	2	*1
36	56.5	54	21	62	692	2	*1
38	59	54	25	66	700	2	*1
40	61.5	54	25	66	830	2	*1
41	62.8	54	25	66	905	2	*1
46	69	54	29	70	990	2	*1
50	74	66	35	70	1258	2	*2
55	80.3	66	39	75	1475	2	*2
56	81.5	66	39	75	1493	2	*2
60	86.5	66	39	75	1621	2	*2
65	92.8	66	38	75	1885	2	*2

18405A (inch)	D ₁ (mm)	D ₂ (mm)	H (mm)	L (mm)	(g)	(pcs.)	
3/4	35.3	54	13	57	590	2	*1
7/8	39	54	15	57	620	2	*1
1	42.8	54	16	57	620	2	*1
1. 1/8	47.8	54	18	57	660	2	*1
1. 3/16	49	54	21	62	660	2	*1
1. 1/4	51.5	54	21	62	690	2	*1
1. 3/8	55.3	54	21	62	710	2	*1
1. 7/16	57.8	54	21	62	735	2	*1
1. 1/2	59	54	25	66	720	2	*1
1. 3/4	67.8	54	27	68	970	2	*1
1.15/16	72.8	66	35	70	1208	2	*2

*1 C-Ring=C81, Pin/O-Ring=A81/B81
*2 C-Ring=C82, Pin/O-Ring=A82/B82 → P110-111

18405M (D) (mm)	D ₁ (mm)	D ₂ (mm)	H (mm)	L (mm)	(g)	(pcs.)	
50(D68)	68	66	35	70	890	2	*1
55(D76)	76	66	39	75	1130	2	*1
65(D87)	87	66	38	75	1344	2	*1

*1 C-Ring=C81, Pin/O-Ring=A81/B81
*2 C-Ring=C82, Pin/O-Ring=A82/B82 → P110-111

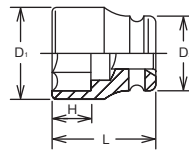
Items in this catalogue marked can be loaded to torque values which may cause breakage. In the interest of your own safety always apply load evenly and progressively to avoid breakage and possible injury.

Die mit gekennzeichneten Artikel können bei Überbelastung zu Bruch gehen. Aus Gründen Ihrer eigenen Sicherheit sollten die betreffenden Werkzeuge nie ruckartig, sondern nach und nach belastet werden, um Bruch und damit verbundene mögliche Verletzungen zu vermeiden.

Il est possible d'appliquer aux articles marqués des couples de serrage susceptibles d'occasionner leur rupture. Pour votre propre sécurité, veuillez toujours appliquer la charge d'une manière uniforme et progressive. Ceci pour éviter ruptures et accidents.

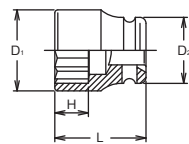
18401M / 18401A

6-point Sockets, Thin Walled
6-kant Steckschlüssel, dünnwandig
Douilles à paroi mince, 6-pans



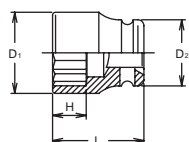
18405M / 18405A

12-point Sockets
12-kant Steckschlüssel
Douilles 12-pans



18405M (D)

Sockets for Cardan Shafts
Steckschlüssel für Gelenkwellen
Douilles pour arbres à cardan
No Warranty
Keine Garantie
Sans Garantie



Impact Sockets Impact Steckschlüssel 1” Douilles Impact

BITS, NUT SETTERS AND ADAPTORS

IMPACT SOCKETS

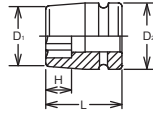
SLEEVE-DRIVE SOCKETS




PROTECTOR

INDUSTRIAL SOCKETS

TOOLS FOR CONSTRUCTION SITES

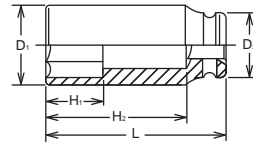
18410M Surface Drive Sockets Surface Drive Steckschlüssel Douilles, Surface Drive






18410M (mm)	D ₁ (mm)	D ₂ (mm)	H (mm)	L (mm)	 (g)	 (pcs.)	
24	41.5	54	16	57	627	2	*1
27	45.3	54	16	57	627	2	*1
30	49	54	21	62	657	2	*1
32	51.5	54	21	62	685	2	*1
33	52.8	54	21	62	685	2	*1
36	56.5	54	21	62	712	2	*1
41	62.8	54	25	66	850	2	*1


*1 C-Ring=C81, Pin/O-Ring=A81/B81 → P110-111

18300M / 18300A 6-point Sockets, deep 6-kant Steckschlüssel, lang Douilles 6-pans, longues



18300M (mm)	D ₁ (mm)	D ₂ (mm)	H ₁ (mm)	H ₂ (mm)	L (mm)	 (g)	 (pcs.)	
19	35.3	54	19	77	108	1010	2	*1
21	37.8	54	21	77	108	1010	2	*1
22	39	54	22	77	108	1010	2	*1
23	40.3	54	23	77	108	1063	2	*1
24	41.5	54	24	77	108	1060	2	*1
25	42.8	54	25	77	108	1085	2	*1
26	44	54	26	77	108	1133	2	*1
27	45.3	54	27	77	108	1125	2	*1
28	46.5	54	28	77	108	1140	2	*1
29	47.8	54	29	77	108	1120	2	*1
30	49	54	30	77	108	1179	2	*1
31	50.3	54	31	77	108	1125	2	*1
32	51.5	54	32	77	108	1200	2	*1
33	52.8	54	33	77	108	1200	2	*1
34	54	54	34	77	108	1280	2	*1
35	55.3	54	35	77	108	1300	2	*1
36	56.5	54	36	76	108	1280	2	*1
37	57.8	54	37	76	108	1320	2	*1
38	59	54	38	76	108	1423	2	*1
40	61.5	54	38	75	108	1415	2	*1
41	62.8	54	38	75	108	1450	2	*1
42	64	54	38	75	108	1550	2	*1
44	66.5	54	38	74	108	1636	2	*1
45	67.8	54	38	74	108	1660	2	*1
46	69	54	38	74	108	1680	2	*1
48	71.5	66	67	-	108	1729	2	*2
50	74	66	66	-	108	1879	2	*2
52	76.5	66	65	-	108	2000	2	*2
55	80.3	66	63	-	108	2088	2	*2
60	86.5	66	60	-	108	2290	2	*2
65	92.8	66	58	-	108	2643	2	*2
70	99	66	55	-	108	2792	1	*2
75	105.3	86	52	-	108	3646	1	*3
80	111.5	86	49	-	108	4039	1	*3
85	117.8	86	59	-	108	4000	1	*3
90	124	86	57	-	108	4200	1	*3
95	130.3	86	55	-	108	4400	1	*3

*1 C-Ring=C81, Pin/O-Ring=A81/B81
*2 C-Ring=C82, Pin/O-Ring=A82/B82
*3 C-Ring=C83, Pin/O-Ring=A83/B83

18300A (inch)	D ₁ (mm)	D ₂ (mm)	H ₁ (mm)	H ₂ (mm)	L (mm)	 (g)	 (pcs.)	
11/16	32.8	54	17	77	108	978	2	*1
3/4	35.3	54	19	77	108	1010	2	*1
7/8	39	54	22	77	108	1010	2	*1
15/16	41.5	54	24	77	108	1060	2	*1
1	42.8	54	25	77	108	1085	2	*1
1. 1/16	45.3	54	27	77	108	1125	2	*1
1. 1/8	47.8	54	29	77	108	1120	2	*1
1. 3/16	49	54	30	77	108	1179	2	*1
1. 1/4	51.5	54	32	77	108	1200	2	*1
1. 5/16	54	54	34	77	108	1280	2	*1
1. 3/8	55.3	54	35	77	108	1300	2	*1
1. 7/16	57.8	54	37	76	108	1320	2	*1
1. 1/2	59	54	38	76	108	1423	2	*1
1. 9/16	61.5	54	38	75	108	1415	2	*1
1. 5/8	62.8	54	38	75	108	1450	2	*1
1.11/16	65.3	54	38	74	108	1577	2	*1
1. 3/4	67.8	54	38	74	108	1660	2	*1
1.13/16	69	54	38	74	108	1680	2	*1
1. 7/8	71.5	66	67	-	108	1729	2	*2
1.15/16	72.8	66	67	-	108	1799	2	*2
2	75.3	66	66	-	108	1834	2	*2
2. 1/16	76.5	66	65	-	108	2000	2	*2
2. 1/8	79	66	64	-	108	2044	2	*2
2. 3/16	80.3	66	63	-	108	2088	2	*2
2. 1/4	82.8	66	62	-	108	2153	2	*2
2. 5/16	84	66	61	-	108	2225	2	*2
2. 3/8	86.5	66	60	-	108	2290	2	*2
2. 7/16	89	66	59	-	108	2364	2	*2
2. 1/2	91.5	66	58	-	108	2581	2	*2
2. 9/16	92.8	66	58	-	108	2643	2	*2
2. 5/8	95.3	66	56	-	108	2711	1	*2
2. 3/4	99	66	55	-	108	2792	1	*2
2. 7/8	102.8	86	53	-	108	3600	1	*3
2.15/16	105.3	86	52	-	108	3646	1	*3
3	106.5	86	51	-	108	3677	1	*3
3. 1/16	109	86	50	-	108	3939	1	*3
3. 1/8	111.5	86	49	-	108	4039	1	*3
3. 3/16	112.8	86	48	-	108	4170	1	*3

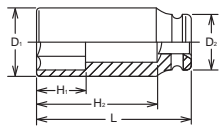
*1 C-Ring=C81, Pin/O-Ring=A81/B81
*2 C-Ring=C82, Pin/O-Ring=A82/B82
*3 C-Ring=C83, Pin/O-Ring=A83/B83

18301X (mm)	D ₁ (mm)	D ₂ (mm)	H ₁ (mm)	H ₂ (mm)	L (mm)	(g)	(pcs.)	
17	29.8	53	17	48	80	635	2	*1
19	32.3	53	19	48	80	655	2	*1
21	34.8	53	21	48	80	680	2	*1
22	36	53	22	48	80	686	2	*1
24	38.5	53	24	48	80	693	2	*1
27	42.3	53	27	48	80	745	2	*1
30	46	53	30	48	80	761	2	*1
32	48.5	53	32	53	85	770	2	*1
33	49.8	53	33	53	85	781	2	*1
35	52.3	53	35	53	85	800	2	*1
36	53.5	53	36	52	85	808	2	*1
38	56	53	38	52	85	865	2	*1
41	59.8	53	38	51	85	937	2	*1
46	66	53	38	50	85	1032	2	*1
50	71	65	55	-	85	1458	2	*2

*1 C-Ring=C81, Pin/O-Ring=A81/B81 → P110-111
*2 C-Ring=C82, Pin/O-Ring=A82/B82

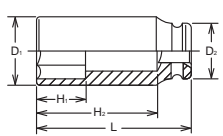
18301X

6-point Semi-Deep Sockets, Thin Walled
6-kant Steckschlüssel mittel lang, dünnwandig
Douilles à paroi mince semi-longues, 6-pan



18301M 18301A

6-point Deep Sockets, Thin Walled
6-kant Steckschlüssel, dünnwandig
Douilles à paroi mince longues, 6-pan



18301M (mm)	D ₁ (mm)	D ₂ (mm)	H ₁ (mm)	H ₂ (mm)	L (mm)	(g)	(pcs.)	
17	29.8	53	17	77	108	692	2	*1
18	31	53	18	77	108	710	2	*1
19	32.3	53	19	77	108	725	2	*1
20	33.5	53	20	77	108	740	2	*1
21	34.8	53	21	77	108	750	2	*1
22	36	53	22	77	108	770	2	*1
23	37.3	53	23	77	108	780	2	*1
24	38.5	53	24	77	108	800	2	*1
26	41	53	26	77	108	830	2	*1
27	42.3	53	27	77	108	860	2	*1
29	44.8	53	29	77	108	880	2	*1
30	46	53	30	77	108	910	2	*1
32	48.5	53	32	77	108	970	2	*1
33	49.8	53	33	77	108	980	2	*1
34	51	53	34	77	108	980	2	*1
35	52.3	53	35	77	108	986	2	*1
36	53.5	53	36	76	108	992	2	*1
38	56	53	38	76	108	1025	2	*1
39	57.3	53	38	76	108	1130	2	*1
41	59.8	53	38	75	108	1213	2	*1
43	62.3	53	38	74	108	1400	2	*1
46	66	53	38	74	108	1400	2	*1
50	71	65	38	-	108	1746	2	*2
55	77.3	65	62	-	108	1963	2	*2
60	83.5	65	59	-	108	2220	2	*2
65	89.8	65	56	-	108	2689	2	*2

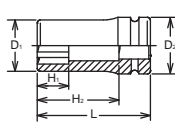
*1 C-Ring=C81, Pin/O-Ring=A81/B81 → P110-111
*2 C-Ring=C82, Pin/O-Ring=A82/B82

18301A (inch)	D ₁ (mm)	D ₂ (mm)	H ₁ (mm)	H ₂ (mm)	L (mm)	(g)	(pcs.)	
11/16	29.8	53	17	77	108	692	2	*1
3/4	32.3	53	19	77	108	725	2	*1
13/16	34.8	53	21	77	108	750	2	*1
7/8	36	53	22	77	108	770	2	*1
15/16	38.5	53	24	77	108	800	2	*1
1	39.8	53	25	77	108	828	2	*1
1. 1/16	42.3	53	27	77	108	860	2	*1
1. 1/8	44.8	53	29	77	108	909	2	*1
1. 3/16	46	53	30	77	108	910	2	*1
1. 1/4	48.5	53	32	77	108	970	2	*1
1. 9/32	49.8	53	33	77	108	997	2	*1
1. 5/16	51	53	34	77	108	1014	2	*1
1. 3/8	52.3	53	35	77	108	986	2	*1
1. 1/2	56	53	38	76	108	1025	2	*1
1. 5/8	59.8	53	38	75	108	1213	2	*1
1.11/16	62.3	53	38	74	108	1285	2	*1
1.13/16	66	53	38	74	108	1400	2	*1
2	72.3	65	65	-	108	1850	2	*2

*1 C-Ring=C81, Pin/O-Ring=A81/B81 → P110-111
*2 C-Ring=C82, Pin/O-Ring=A82/B82

18310M

Surface Drive Sockets, deep
Surface Drive Steckschlüssel, lang
Douilles longues, Surface Drive



18310M (mm)	D ₁ (mm)	D ₂ (mm)	H ₁ (mm)	H ₂ (mm)	L (mm)	(g)	(pcs.)	
21	37.8	54	21	77	108	1010	2	*1
24	41.5	54	24	77	108	1060	2	*1
27	45.3	54	27	77	108	1125	2	*1
30	49	54	30	77	108	1179	2	*1
32	51.5	54	32	77	108	1200	2	*1
33	52.8	54	33	77	108	1200	2	*1
36	56.5	54	36	76	108	1280	2	*1
41	62.8	54	38	75	108	1450	2	*1

*1 C-Ring=C81, Pin/O-Ring=A81/B81 → P110-111

Impact Sockets Impact Steckschlüssel Douilles Impact

1"

BITS, NUT SETTERS AND ADAPTORS

IMPACT SOCKETS

SLEEVE-DRIVE SOCKETS

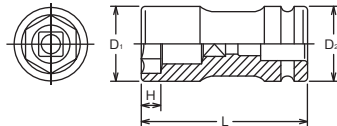
PROTECTOR

INDUSTRIAL SOCKETS

TOOLS FOR CONSTRUCTION SITES

18316M 18316A

Rear Wheel Nut Sockets
Steckschlüssel für Hinterradmuttern
Douilles spéciales pour écrous de roué arrière



18316M (mmxmm)	D ₁ (mm)	D ₂ (mm)	H (mm)	L (mm)	(g)	(pce.)	
35x17	52	54	10	108	1153	1	*1
38x20	56	54	13	108	1133	1	*1
41x19	59	54	12	108	1200	1	*1
41x21	59	54	15	108	1155	1	*1

*1 C-Ring=C81, Pin/O-Ring=A81/B81 → P110-111

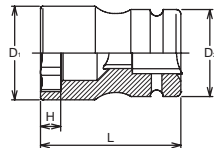
18316A (inchxinch)	D ₁ (mm)	D ₂ (mm)	H (mm)	L (mm)	(g)	(pce.)	
1.1/2x13/16	59	54	13	108	1120	1	*1

*1 C-Ring=C81, Pin/O-Ring=A81/B81 → P110-111



PW8P PW8P/4

Socket set of Rear Wheel Nut Sockets
Steckschlüssel für Hinterradmuttern, im Satz
Jeu de douilles spéciales pour écrous de roué arrière



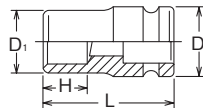
PW8P (mmxmm)	D ₁ (mm)	D ₂ (mm)	H (mm)	L (mm)	Shaft Color	(g)	(pcs.)	
35x17	50	54	12	83		867	2	*1
38x20	55	54	12	83		941	2	*1
41x19	58	54	12.5	87		1033	2	*1
41x20	58	54	12.5	87		1033	2	*1
41x21	58	54	12.5	87		997	2	*1

*1 C-Ring=C81, Pin/O-Ring=A81/B81 → P110-111

PW8P/4 4 Pieces Set/△=4,250g
CARDBOARD BOX:W240xH95xT70mm
Sockets
 PW8P Impact Rear Wheel Nut Sockets
35x17, 38x20, 41x19, 41x21

18317M / 18317A

Rear Wheel Nut Sockets
Steckschlüssel für Hinterradmuttern
Douilles spéciales pour écrous de roué arrière



18317M (mm)	D ₁ (mm)	D ₂ (mm)	H (mm)	L (mm)	(g)	(pce.)	
17	40	54	22.5	72	682	1	*1
17.5	40	54	22.5	72	677	1	*1
19	43	54	22.5	72	705	1	*1
20	45	54	22.5	72	723	1	*1
20.5	45	54	22.5	72	723	1	*1
21	45	54	22.5	72	703	1	*1
22	45	54	22.5	72	696	1	*1

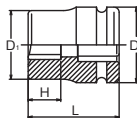
*1 C-Ring=C81, Pin/O-Ring=A81/B81 → P110-111

18317A (inch)	D ₁ (mm)	D ₂ (mm)	H (mm)	L (mm)	(g)	(pce.)	
13/16	45	54	22.5	72	703	1	*1

*1 C-Ring=C81, Pin/O-Ring=A81/B81 → P110-111

PS8

Rear Wheel Nut Sockets
Steckschlüssel für Hinterradmuttern
Douilles spéciales pour écrous de roué arrière

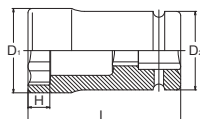


PS8 (mm)	D ₁ (mm)	D ₂ (mm)	H (mm)	L (mm)	(g)	(pce.)	
17	40	54	19	60	621	2	*1
19	43	54	19	60	648	2	*1
20	45	54	21	62	687	2	*1
21	45	54	23	64	696	2	*1

*1 C-Ring=C81, Pin/O-Ring=A81/B81 → P110-111

PW8L

Rear Wheel Nut Socket (long)
Steckschlüssel für Hinterradmuttern, lang
Douilles spéciales pour écrous de roué arrière longue



PW8L (mmxmm)	D ₁ (mm)	D ₂ (mm)	H (mm)	L (mm)	(g)	(pce.)	
41x21	58	54	15	105	1263	1	*1

*1 C-Ring=C81, Pin/O-Ring=A81/B81 → P110-111

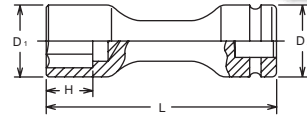
18104M (mm)	D ₁ (mm)	D ₂ (mm)	H (mm)	L (mm)	(g)	(pce.)	
24	41.5	54	24	170	1327	1	*1
27	45.3	54	27	170	1375	1	*1
28	46.5	54	28	170	1390	1	*1
30	49	54	30	170	1407	1	*1
32	51.5	54	32	170	1537	1	*1
33	52.8	54	33	170	1590	1	*1
34	54	54	34	170	1670	1	*1
36	56.5	54	36	170	1800	1	*1

*1 C-Ring=C81, Pin/O-Ring=A81/B81 → P110-111

18104M



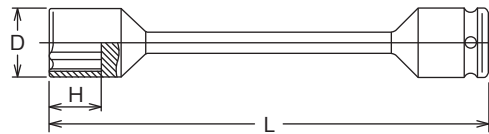
Special Sockets for Spring Clamps
Steckschlüssel für Federbriden
Douilles pour brides de ressorts



18101M



Torsion Bars (for tightening only)
Torsionsstäbe (nur zum Anziehen)
Barres de torsion (pour serrage seulement)



18101M (mm×Nm)	D (mm)	H (mm)	L (mm)	(g)	(pce.)	
24×350Nm	43.5	24	300	1380	1	*1
27×350Nm	47	27	300	1401	1	*1
27×450Nm	47	27	300	1579	1	*1
30×500Nm	51	30	300	1563	1	*1
32×450Nm	53.5	32	300	1600	1	*1
32×550Nm	53.5	32	300	1602	1	*1
32×600Nm	53.5	32	300	1602	1	*1
32×700Nm	51.5	32	300	1630	1	*1
33×550Nm	55	33	300	1638	1	*1
33×600Nm	55	33	300	1638	1	*1
36×600Nm	58.5	36	300	1718	1	*1

*1 C-Ring=C81, Pin/O-Ring=A81/B81 → P110-111

As the torque could vary with the type and the condition of the impact wrench, we strongly recommend the control with a torque wrench.

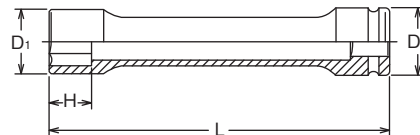
Da die Drehmomentwerte von Art und Leistung des verwendeten Schlagschraubers abhängen, empfehlen wir die Kontrolle der Kombination Schlagschrauber/Torsionsstab mittels eines Drehmomentschlüssels.

Etant donné que le couple peut varier selon modèle, la capacité ou l'état de la clé à choc, le contrôle de la combinaison clé à choc/barre par clé dynamométrique est indispensable.

18102M-270/-400



Extra long Sockets for wheel Nuts
Extra lange Steckschlüssel für Radmuttern
Douilles extra-longues pour écrous de roue



18102M-270 (mm)	D ₁ (mm)	D ₂ (mm)	H (mm)	L (mm)	(g)	(pce.)	
23	37.3	54	23	270	1627	1	*1
24	38.5	54	24	270	1628	1	*1
26	41	54	26	270	1667	1	*1
27	42.3	54	27	270	1680	1	*1
29	44.8	54	29	270	1680	1	*1
30	46	54	30	270	1680	1	*1
32	48.5	54	32	270	1680	1	*1
33	49.8	54	32	270	1700	1	*1
34	51	54	32	270	1750	1	*1
36	53.5	54	32	270	1750	1	*1
38	56	54	32	270	1822	1	*1

*1 C-Ring=C81, Pin/O-Ring=A81/B81 → P110-111

18102M-400 (mm)	D ₁ (mm)	D ₂ (mm)	H (mm)	L (mm)	(g)	(pce.)	
23	37.3	54	23	400	1865	1	*1
24	38.5	54	24	400	1869	1	*1
26	41	54	26	400	1925	1	*1
27	42.3	54	27	400	2272	1	*1
29	44.8	54	29	400	2278	1	*1
30	46	54	30	400	2266	1	*1
32	48.5	54	32	400	2322	1	*1
33	49.8	54	32	400	2320	1	*1
34	51	54	32	400	2341	1	*1
36	53.5	54	32	400	2442	1	*1
38	56	54	32	400	2550	1	*1

*1 C-Ring=C81, Pin/O-Ring=A81/B81 → P110-111

Impact Sockets Impact Steckschlüssel Douilles Impact

1"

BITS, NUT SETTERS AND ADAPTORS

IMPACT SOCKETS

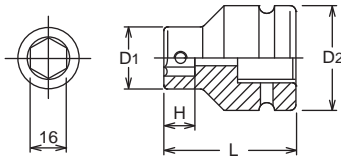
SLEEVE-DRIVE SOCKETS

PROTECTOR

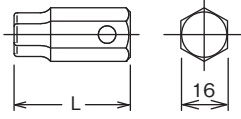
INDUSTRIAL SOCKETS

TOOLS FOR CONSTRUCTION SITES

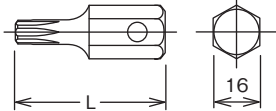
18106 Bit Holder Klingenhalter Porte embouts



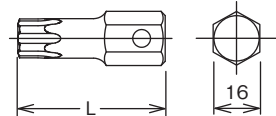
107-16 Bits for Inhex Screws Klingen für Innensechskant-Schrauben Embouts pour vis 6-pans males creux



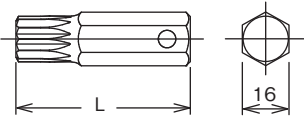
107-16 (T) TORX® Bits TORX® Klingen Embouts, TORX®



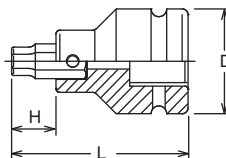
107-16 (IP) TORXPLUS® Bits TORXPLUS® Klingen Embouts TORXPLUS®





107-16 (XZN) Bits XZN Klingen XZN Embouts de vissage, XZN



18106-16 Bit Holder complete with Bit, Inhex Klingenhalter komplett mit Klinge, Innensechskant Porte embouts avec bit 6-pans creux




 The items with  have larger output size than 16mm input hex drive.
Due to this design the Maximum output torque rating is less than standards.

	D ₁ (mm)	D ₂ (mm)	H (mm)	L (mm)	(g)	(pcs.)	
18106	32	54	16	68	640	2	*1

*1 C-Ring=C81, Pin/O-Ring=A81/B81 → P110-111

16106-SC

 Replacement Screw : M6x10,  3mm

107-16 (mm)	L (mm)	(g)	(pcs.)
----------------	-----------	-----	--------

10	40	46	10
12	40	52	10
13	40	56	10
14	40	60	10
16	40	69	10
17	40	73	10
18	40	78	10
19	40	80	10
22	40	97	10

107-16 (inch)	L (mm)	(g)	(pcs.)
------------------	-----------	-----	--------

1/2	40	56	10
9/16	40	60	10
5/8	40	69	10
3/4	40	80	10

107-16(L100) (mm)	L (mm)	(g)	(pcs.)
----------------------	-----------	-----	--------

10	100	118	10
12	100	141	10
14	100	163	10
17	100	185	10
19	100	228	10
22	100	293	10

107-16 (T)	L (mm)	(g)	(pcs.)
---------------	-----------	-----	--------

T55	50	57	10
T60	50	64	10
T70	50	73	10

107-16(L100) (T)	L (mm)	(g)	(pcs.)
---------------------	-----------	-----	--------

T55	100	104	10
T60	100	123	10
T70	100	148	10

107-16 (IP)	L (mm)	(g)	(pcs.)
----------------	-----------	-----	--------

55IP	50	57	10
60IP	50	64	10
70IP	50	73	10

107-16 (XZN)	L (mm)	(g)	(pcs.)
-----------------	-----------	-----	--------

M14	60	83	10
M16	60	93	10
M18	60	103	10

107-16(L100) (XZN)	L (mm)	(g)	(pcs.)
-----------------------	-----------	-----	--------

M14	100	126	10
M16	100	153	10
M18	100	173	10

18106-16 (mm)	D (mm)	H (mm)	L (mm)	(g)	(pcs.)	
------------------	-----------	-----------	-----------	-----	--------	--

10	54	24	92	686	2	*1
12	54	24	92	692	2	*1
13	54	24	92	696	2	*1
14	54	24	92	700	2	*1
16	54	24	92	709	2	*1
17	54	24	92	713	2	*1
18	54	24	92	718	2	*1
19	54	24	92	764	2	*1
22	54	24	92	781	2	*1

18106-16 (inch)	D (mm)	H (mm)	L (mm)	(g)	(pcs.)	
--------------------	-----------	-----------	-----------	-----	--------	--


1/2	54	24	92	696	2	*1
9/16	54	24	92	700	2	*1
5/8	54	24	92	709	2	*1
3/4	54	24	92	764	2	*1

*1 C-Ring=C81, Pin/O-Ring=A81/B81 → P110-111

	D ₁ (mm)	D ₂ (mm)	H (mm)	L (mm)	(g)	(pcs.)	
18107	44	54	22	70	770	2	*1

*1 C-Ring=C81, Pin/O-Ring=A81/B81 → P110-111

16107-SC

 Replacement Screw : M8x14, ●4mm

107-22 (mm)	L (mm)	(g)	(pcs.)
17	50	120	10
19	50	140	10
22	50	162	10
24	50	176	10
27	50	200	10
30	50	227	10
32	55	243	10

107-22 (inch)	L (mm)	(g)	(pcs.)
5/8	50	120	10
3/4	50	140	10
7/8	50	162	10
1	50	190	10
1. 1/4	55	243	10

107-22(L140) (mm)	L (mm)	(g)	(pcs.)
New 17	140	431	5
New 19	140	441	5
New 22	140	460	5
New 24	140	513	5

107-22 (T)	L (mm)	(g)	(pcs.)
T 70	60	129	10
T 80	60	141	10
T 90	60	155	10
T100	60	170	10

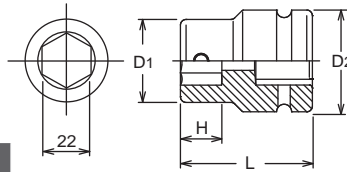
107-22(L140) (T)	L (mm)	(g)	(pcs.)
New T 70	140	395	5
New T 80	140	407	5
New T 90	140	420	5
New T100	140	434	5

18107-22 (mm)	D (mm)	H (mm)	L (mm)	(g)	(pcs.)	
19	54	28	98	910	2	*1
22	54	28	98	932	2	*1
24	54	28	98	946	2	*1
27	54	28	98	986	2	*1
30	54	28	98	1008	2	*1
32	54	28	103	1029	2	*1

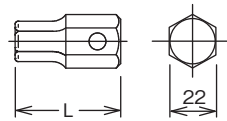
*1 C-Ring=C81, Pin/O-Ring=A81/B81 → P110-111



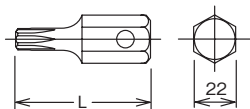
18107 Bit Holder Klingenhalter Porte embouts



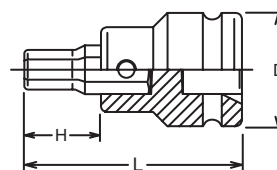
107-22 Bits for Inhex Screws Klingen für Innensechskant-Schrauben Embout pour vis 6-pans males creux





107-22 (T) TORX® Bits TORX® Klingen Embout, TORX®



18107-22 Bit Holder complete with Bit, Inhex Klingenhalter komplett mit Klinge, Innensechskant Porte embouts avec bit 6-pans creux



 The items with  have larger output size than 22mm input hex drive.
Due to this design the Maximum output torque rating is less than standards.

Impact Sockets Impact Steckschlüssel Douilles Impact

1"

BITS, NUT SETTERS AND ADAPTORS

IMPACT SOCKETS

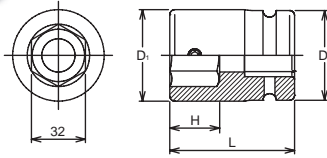
SLEEVE-DRIVE SOCKETS

PROTECTOR

INDUSTRIAL SOCKETS

TOOLS FOR CONSTRUCTION SITES

18108 Bit Holder Klingenhalter Porte embouts



	D ₁ (mm)	D ₂ (mm)	H (mm)	L (mm)	(g)	(pcs.)	
New 18108	55	54	30	75	930	2	*1

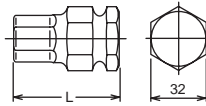
*1 C-Ring=C81, Pin/O-Ring=A81/B81 → P110-111


18108-SC



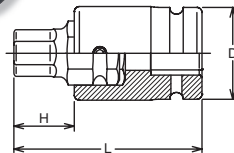
Replacement Screw : M8x12, ● 4mm
Ersatzschraube : M8x12, ● 4mm
Vis de remplacement : M8x12, ● 4mm



107-32 Bit for Inhex Screws Klingen für Innensechskant-Schrauben Embout pour vis 6-pans mâle creux





107-32 (mm)	L (mm)	(g)	(pcs.)
19	60	300	10
22	60	320	10
24	60	330	10
27	60	360	10
30	60	390	10
32	60	410	10
36	60	460	10 

18108-32 Bit Holder complete with Bit, Inhex Klingenhalter komplett mit Klinge, Innensechskant Porte embouts avec bit 6-pans creux





18108-32 (mm)	D (mm)	H (mm)	L (mm)	(g)	(pcs.)	
New 19	54	30	105	1230	2	*1
New 22	54	30	105	1250	2	*1
New 24	54	30	105	1260	2	*1
New 27	54	30	105	1290	2	*1
New 30	54	30	105	1320	2	*1
New 32	54	30	105	1340	2	*1
New 36	54	30	105	1390	2	*1 

*1 C-Ring=C81, Pin/O-Ring=A81/B81 → P110-111

 The items with  have larger output size than 32mm input hex drive.
Due to this design the Maximum output torque rating is less than DIN/ISO standards.

18760 Extension Bars Verlängerungen Rallonges



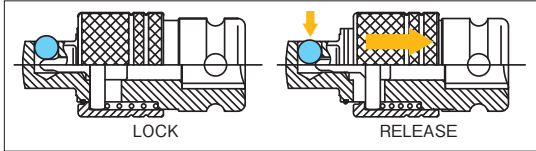
	D (mm)	L (mm)	(g)	(pcs.)	
18760-175	54	175	1400	1	*1
18760-200	54	200	1580	1	*1
18760-250	54	250	1885	1	*1
18760-330	54	330	2380	1	*1

*1 C-Ring=C81, Pin/O-Ring=A81/B81 → P110-111

	L (mm)	(g)	(pcs.)	
18888AL	95	980	2	*1

*1 C-Ring=C81, Pin/O-Ring=A81/B81 → P110-111

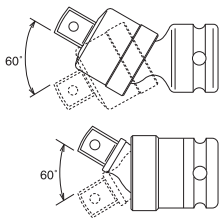
Lock & Quick Release



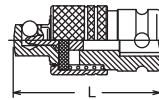
⚠ You may not hold the sliding part while moving to avoid heating up by friction and reduction by wear.

	L (mm)	(g)	(pcs.)	
18770	127	1210	1	*1
18771	115	1210	1	*1

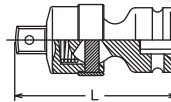

*1 C-Ring=C81, Pin/O-Ring=A81/B81 → P110-111



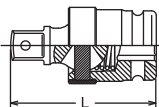
18888AL Adaptor (Quick Release) Verbindungsstück (Quick Release) Adaptateur (Quick Release) **⚠**



18770 Universal Joint Gelenk-Einsatz Cardan universel



18771 Universal Joint Gelenk-Einsatz Cardan universel



	(sq.)	(sq.)	L (mm)	(g)	(pcs.)	
18866A	1"	3/4"	66.5	580	1	*1
18866A-200	1"	3/4"	200	1100	1	*1

*1 C-Ring=C81, Pin/O-Ring=A81/B81 → P110-111

⚠ Adapting down from bigger square drive to smaller square drive may lead to excessive torque load and possibly cause breakage. Always stay within safe torque of the smaller square drive.

Die mit **⚠** gekennzeichneten Artikel können bei Überbelastung zu Bruch gehen. Aus Gründen Ihrer eigenen Sicherheit sollten die betreffenden Werkzeuge nie ruckartig, sondern nach und nach belastet werden, um Bruch und damit verbundene mögliche Verletzungen zu vermeiden.

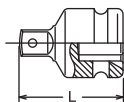
Il est possible d'appliquer aux articles marqués **⚠** des couples de serrage susceptibles d'occasionner leur rupture. Pour votre propre sécurité, veuillez toujours appliquer la charge d'une manière uniforme et progressive. Ceci pour éviter ruptures et accidents.

	(sq.)	(sq.)	L (mm)	(g)	(pcs.)	
18877A	1"	1.1/2"	80	935	1	*1

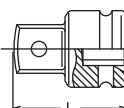
*1 C-Ring=C81, Pin/O-Ring=A81/B81 → P110-111

18866A Adaptors Verbindungsstücke Réducteurs No Warranty Keine Garantie Sans Garantie **⚠**

18866A-200 **⚠**

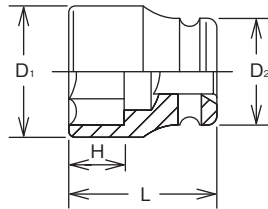


18877A Adaptor Verbindungsstück Augmentateur



17400M / 17400A

6-point Sockets
6-kant Steckschlüssel
Douilles 6-pans



17400M (mm)	D ₁ (mm)	D ₂ (mm)	H (mm)	L (mm)	(g)	(pce.)	⚡
36	62	86	20	77	2126	1	*1
41	68	86	22	80	2346	1	*1
42	70	86	22	80	2330	1	*1
46	74	86	26	84	2360	1	*1
50	79	86	27	84	2400	1	*1
52	82	86	38	84	2340	1	*1
54	84	86	38	84	2340	1	*1
55	85	86	44	90	2450	1	*1
58	88	86	44	90	2510	1	*1
60	91	86	43	90	2640	1	*1
65	97	86	48	95	3050	1	*1
70	103	86	52	100	3350	1	*1
75	108	86	56	105	3700	1	*1
80	115	86	60	110	4240	1	*1
85	122	86	60	110	4550	1	*1
90	128	86	60	112	4840	1	*1
95	135	127	52	112	7660	1	*2
100	140	127	53	115	7700	1	*2
105	146	127	57	120	8000	1	*2
110	153	127	60	124	9200	1	*2
115	160	127	62	128	10700	1	*2
120	166	127	64	132	11200	1	*2
125	173	127	67	136	13000	1	*2
130	180	127	69	140	14200	1	*2
135	186	127	73	145	14940	1	*2
140	190	127	76	150	15600	1	*2
150	200	127	83	160	16500	1	*2

17400A (inch)	D ₁ (mm)	D ₂ (mm)	H (mm)	L (mm)	(g)	(pce.)	⚡
1. 5/8	68	86	22	80	2346	1	*1
1.11/16	71	86	22	80	2300	1	*1
1. 3/4	73	86	22	80	2290	1	*1
1.13/16	74	86	26	84	2360	1	*1
1. 7/8	77	86	26	84	2440	1	*1
1.15/16	79	86	27	84	2400	1	*1
2	80	86	27	84	2420	1	*1
2. 1/16	82	86	38	84	2340	1	*1
2. 1/8	84	86	38	84	2340	1	*1
2. 3/16	85	86	44	90	2450	1	*1
2. 1/4	87	86	43	90	2460	1	*1
2. 5/16	88	86	44	90	2510	1	*1
2. 3/8	91	86	43	90	2640	1	*1
2. 7/16	93	86	47	95	2860	1	*1
2. 1/2	96	86	47	95	3000	1	*1
2. 9/16	97	86	48	95	3050	1	*1
2. 5/8	100	86	51	100	3300	1	*1
2.11/16	101	86	51	100	3300	1	*1
2. 3/4	103	86	52	100	3350	1	*1
2.13/16	105	86	55	105	3670	1	*1
2. 7/8	106	86	55	105	3610	1	*1
2.15/16	108	86	56	105	3700	1	*1
3	108	86	55	105	3680	1	*1
3. 1/8	115	86	60	110	4240	1	*1
3. 1/4	118	86	59	110	4370	1	*1
3. 3/8	123	86	60	110	4570	1	*1
3. 1/2	128	86	60	112	4840	1	*1
3. 5/8	132	86	52	112	5500	1	*1
3. 3/4	135	127	52	112	7660	1	*2
3. 7/8	140	127	53	115	7700	1	*2
4	146	127	57	120	8000	1	*2
4. 1/8	146	127	57	120	8000	1	*2
4. 1/4	153	127	60	124	9200	1	*2
4. 1/2	160	127	62	128	10700	1	*2
4. 5/8	166	127	64	132	11200	1	*2
4. 3/4	168	127	64	132	11200	1	*2
4. 7/8	173	127	67	136	13000	1	*2
5	180	127	69	140	14200	1	*2
5. 1/4	186	127	73	145	14940	1	*2
6	205	127	88	165	16500	1	*2
6. 1/2	205	127	94	175	17500	1	*2

*1 C-Ring=C71, Pin/O-Ring=A71/B71 → P110-111
*2 Pin/O-Ring=A72/B72

BITS, NUT SETTERS AND ADAPTORS
 IMPACT SOCKETS
 SLEEVE-DRIVE SOCKETS
 PROTECTOR
 INDUSTRIAL SOCKETS
 TOOLS FOR CONSTRUCTION SITES

1-1/2"

Impact Sockets
Impact Steckschlüssel
Douilles Impact

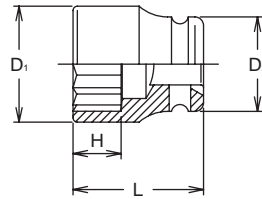
17405M (mm)	D ₁ (mm)	D ₂ (mm)	H (mm)	L (mm)	(g)	(pce.)	⚡
46	74	86	26	84	2360	1	*1
50	79	86	27	84	2400	1	*1
55	85	86	44	90	2450	1	*1
60	91	86	43	90	2640	1	*1
65	97	86	48	95	3050	1	*1
70	103	86	52	100	3350	1	*1
75	108	86	56	105	3700	1	*1
80	115	86	60	110	4240	1	*1
85	122	86	60	110	4550	1	*1
90	128	86	60	112	4840	1	*1
95	135	127	52	112	7660	1	*2
100	140	127	53	115	7700	1	*2

17405A (inch)	D ₁ (mm)	D ₂ (mm)	H (mm)	L (mm)	(g)	(pce.)	⚡
1.11/16	71	86	22	80	2300	1	*1
1. 3/4	73	86	22	80	2290	1	*1
1. 7/8	77	86	26	84	2440	1	*1
1.15/16	79	86	27	84	2400	1	*1
2	80	86	27	84	2420	1	*1
2. 1/16	82	86	38	84	2340	1	*1
2. 1/8	84	86	38	84	2340	1	*1
2. 3/16	85	86	44	90	2450	1	*1
2. 1/4	87	86	43	90	2460	1	*1
2. 3/8	91	86	43	90	2640	1	*1
2. 7/16	93	86	47	95	2860	1	*1
2. 1/2	96	86	47	95	3000	1	*1
2. 9/16	97	86	48	95	3050	1	*1
2. 5/8	100	86	51	100	3300	1	*1

*1 C-Ring=C71, Pin/O-Ring=A71/B71 → P110-111
*2 Pin/O-Ring=A72/B72

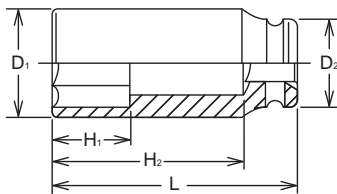
17405M / 17405A

12-point Sockets
12-kant Steckschlüssel
Douilles 12-pans



17300M / 17300A

6-point Deep Sockets
6-kant-Steckschlüssel,lang
Douilles longues 6-pans



17300M (mm)	D ₁ (mm)	D ₂ (mm)	H ₁ (mm)	H ₂ (mm)	L (mm)	(g)	(pce.)	⚡
36	63	86	26	70.5	115	2800	1	*1
41	68	86	27	70.5	115	3080	1	*1
42	70	86	27	70.5	115	3140	1	*1
46	74	86	28	80.5	125	3440	1	*1
50	79	86	30	90.5	135	3840	1	*1
54	84	86	30	90.5	135	4160	1	*1
55	85	86	33	90.5	135	4130	1	*1
60	91	86	35	90.5	135	4370	1	*1
65	97	86	38	99.5	145	5260	1	*1
70	103	86	40	98.5	145	5780	1	*1
75	108	86	42	107.5	155	6580	1	*1
80	115	86	46	115.5	165	7740	1	*1
85	122	86	49	114.5	165	7420	1	*1
90	128	86	52	122.5	175	9630	1	*1
95	135	127	55	121.5	175	10450	1	*2
100	140	127	58	130.5	185	9741	1	*2
105	146	127	62	138.5	195	10850	1	*2
110	153	127	65	137.5	195	11500	1	*2
115	160	127	68	135.5	195	12160	1	*2
120	166	127	72	144.5	205	13680	1	*2
125	173	127	74	142.5	205	14450	1	*2
130	180	127	76	142.5	205	15190	1	*2

*1 C-Ring=C71, Pin/O-Ring=A71/B71 → P110-111
*2 Pin/O-Ring=A72/B72

17300A (inch)	D ₁ (mm)	D ₂ (mm)	H ₁ (mm)	H ₂ (mm)	L (mm)	(g)	(pce.)	⚡
1. 5/8	68	86	27	70.5	115	3080	1	*1
1.11/16	71	86	27	70.5	115	3180	1	*1
1. 3/4	73	86	27	70.5	115	3210	1	*1
1.13/16	74	86	28	80.5	125	3440	1	*1
1. 7/8	77	86	28	80.5	125	3550	1	*1
1.15/16	79	86	28	80.5	125	3590	1	*1
2	80	86	30	90.5	135	3916	1	*1
2. 1/16	82	86	30	90.5	135	4030	1	*1
2. 1/8	84	86	30	90.5	135	4160	1	*1
2. 3/16	85	86	33	90.5	135	4200	1	*1
2. 1/4	87	86	33	90.5	135	4160	1	*1
2. 3/8	91	86	35	90.5	135	4370	1	*1
2. 7/16	93	86	35	90.5	135	4490	1	*1
2. 1/2	96	86	35	90.5	135	4630	1	*1
2. 9/16	97	86	38	99.5	145	5260	1	*1
2. 5/8	100	86	38	99.5	145	5320	1	*1
2.11/16	101	86	38	99.5	145	5670	1	*1
2. 3/4	103	86	40	98.5	145	5780	1	*1
2.13/16	105	86	40	98.5	145	6000	1	*1
2. 7/8	106	86	40	98.5	145	6080	1	*1
2.15/16	108	86	42	107.5	155	6580	1	*1
3	108	86	42	107.5	155	6850	1	*1
3. 1/8	115	86	46	115.5	165	7740	1	*1
3. 3/4	135	127	55	121.5	175	12200	1	*2
3. 7/8	140	127	56	120.5	175	11080	1	*2

*1 C-Ring=C71, Pin/O-Ring=A71/B71 → P110-111
*2 Pin/O-Ring=A72/B72

Impact Sockets Impact Steckschlüssel Douilles Impact

1-1/2"

BITTS, NUT SETTERS AND ADAPTORS

IMPACT SOCKETS

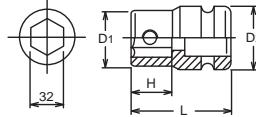
SLEEVE-DRIVE SOCKETS

PROTECTOR

INDUSTRIAL SOCKETS

TOOLS FOR CONSTRUCTION SITES


17108 Bit Holder Klingenhalter Porte-embouts



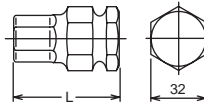
	D ₁ (mm)	D ₂ (mm)	H (mm)	L (mm)	(g)	(pce.)	
17108	60	86	30	85	2200	1	*1


*1 C-Ring=C71, Pin/O-Ring=A71/B71 → P110-111

16107-SC

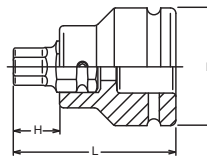
 Replacement Screw : M8x14, ●4mm
Ersatzschraube : M8x14, ●4mm
Vis de remplacement : M8x14, ●4mm



107-32 Bit for Inhex Screws Klingen für Innensechskant-Schrauben Embouts pour vis 6-pans mâle creux





107-32 (mm)	L (mm)	(g)	(pcs.)
19	60	300	10
22	60	320	10
24	60	330	10
27	60	360	10
30	60	390	10
32	60	410	10
36	60	460	10 

17108-32 Bit Holder complete with Bit Klingenhalter, komplett mit Klinge Porte embouts avec bit



17108-32 (mm)	D (mm)	H (mm)	L (mm)	(g)	(pce.)	
19	86	30	115	2500	1	*1
22	86	30	115	2520	1	*1
24	86	30	115	2530	1	*1
27	86	30	115	2560	1	*1
30	86	30	115	2590	1	*1
32	86	30	115	2610	1	*1
36	86	30	115	2660	1	*1 

*1 C-Ring=C71, Pin/O-Ring=A71/B71 → P110-111

 The items with  have larger output size than 32mm input hex drive.
Due to this design the Maximum output torque rating is less than DIN/ISO standards.



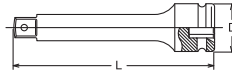
1-1/2"

Impact Sockets
Impact Steckschlüssel
Douilles Impact

	D (mm)	L (mm)	(g)	(pce.)	⚡
17760-175	86	175	3300	1	*1
17760-250	86	250	4500	1	*1
17760-330	86	330	5200	1	*1

*1 C-Ring=C71, Pin/O-Ring=A71/B71 → P110-111

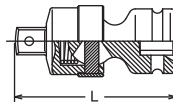
17760 Extension Bars
Verlängerungen
Rallonges



	L (mm)	(g)	(pce.)	⚡
17770	200	4700	1	*1

*1 C-Ring=C71, Pin/O-Ring=A71/B71 → P110-111

17770 Universal Joint
Gelenk-Einsatz
Joint articulé



	(sq.)	(sq.)	L (mm)	(g)	(pce.)	⚡
17788A	1.1/2"	1"	98	2600	1	*1

*1 C-Ring=C71, Pin/O-Ring=A71/B71 → P110-111

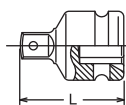
⚠ Adapting down from bigger square drive to smaller square drive may lead to excessive torque load and possibly cause breakage. Always stay within safe torque of the smaller square drive.

Die mit **⚠** gekennzeichneten Artikel können bei Überbelastung zu Bruch gehen. Aus Gründen Ihrer eigenen Sicherheit sollten die betreffenden Werkzeuge nie ruckartig, sondern nach und nach belastet werden, um Bruch und damit verbundene mögliche Verletzungen zu vermeiden.

Il est possible d'appliquer aux articles marqués **⚠** des couples de serrage susceptibles d'occasionner leur rupture. Pour votre propre sécurité, veuillez toujours appliquer la charge d'une manière uniforme et progressive. Ceci pour éviter ruptures et accidents.

17788A **⚠** Adaptor
Verbindungsstück
Réducteur

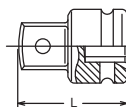
No Warranty
Keine Garantie
Sans Garantie



	(sq.)	(sq.)	L (mm)	(g)	(pce.)	⚡
17799A	1.1/2"	2.1/2"	115	3790	1	*1

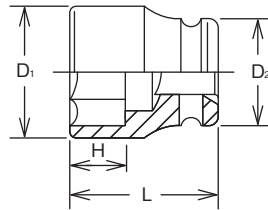
*1 C-Ring=C71, Pin/O-Ring=A71/B71 → P110-111

17799A Adaptor
Verbindungsstück
Augmentateur



19400M / 19400A

6-point Sockets
6-kant Steckschlüssel
Douilles 6-pans



19400M (mm)	D ₁ (mm)	D ₂ (mm)	H (mm)	L (mm)	(g)	(pce.)	
50	88	127	39	115	7270	1	*1
55	94	127	42	115	7350	1	*1
60	100	127	45	125	7870	1	*1
65	105	127	48	125	7790	1	*1
70	110	127	51	125	7640	1	*1
75	118	127	54	125	7740	1	*1
80	124	127	57	125	7640	1	*1
85	127	127	61	132	7840	1	*1
90	135	127	64	132	8500	1	*1
95	140	127	71	140	10160	1	*1
100	146	127	71	142	11500	1	*1
105	155	127	74	146	11350	1	*1
110	160	127	76	155	12710	1	*1
115	167	127	78	158	13980	1	*1
120	175	175	79	160	15430	1	*2
125	180	175	82	165	16590	1	*2
130	185	175	85	169	17590	1	*2
135	190	175	89	175	19030	1	*2
140	200	175	93	180	21810	1	*2
145	205	175	95	183	24440	1	*2
150	210	175	97	192	25720	1	*2
160	225	175	102	200	30920	1	*2
165	230	175	105	204	32610	1	*2
170	235	175	106	207	34390	1	*2
175	240	175	109	211	36210	1	*2
180	250	175	110	214	40630	1	*2
185	255	175	113	218	42690	1	*2
190	265	175	113	220	47440	1	*2
200	275	175	116	225	51550	1	*2
210	285	175	123	235	57170	1	*2
215	290	175	126	240	60260	1	*2
225	305	175	133	250	70180	1	*2
235	315	175	140	260	77060	1	*2

19400A (inch)	D ₁ (mm)	D ₂ (mm)	H (mm)	L (mm)	(g)	(pce.)	
2. 1/8	92	127	41	115	6665	1	*1
2. 3/8	100	127	45	125	7870	1	*1
2. 7/16	102	127	46	125	7840	1	*1
2. 1/2	103	127	47	125	7810	1	*1
2. 9/16	105	127	48	125	7790	1	*1
2. 5/8	107	127	49	125	7790	1	*1
2.11/16	108	127	50	125	7790	1	*1
2. 3/4	110	127	51	125	7640	1	*1
2.13/16	113	127	52	125	7690	1	*1
2. 7/8	115	127	53	125	7730	1	*1
2.15/16	118	127	54	125	7740	1	*1
3	120	127	55	125	7740	1	*1
3. 1/8	124	127	57	125	7640	1	*1
3. 1/4	125	127	59	125	7740	1	*1
3. 3/8	127	127	61	132	7840	1	*1
3. 1/2	135	127	64	132	8500	1	*1
3. 5/8	138	127	64	132	9330	1	*1
3. 3/4	140	127	71	140	10160	1	*1
3. 7/8	143	127	70	140	10830	1	*1
4	146	127	71	142	11500	1	*1
4. 1/8	155	127	70	142	11250	1	*1
4. 1/4	160	127	76	155	12710	1	*1
4. 3/8	163	127	76	155	13100	1	*1
4. 1/2	167	127	78	158	13980	1	*1
4. 5/8	175	175	79	160	15430	1	*2
4. 7/8	180	175	82	165	16590	1	*2
5	183	175	81	165	17090	1	*2
5. 1/4	190	175	89	175	19030	1	*2
5. 3/8	198	175	94	180	20880	1	*2
5. 1/2	200	175	93	180	21810	1	*2
5. 5/8	203	175	94	182	22480	1	*2
5. 3/4	207	175	103	192	24440	1	*2
6	217	175	100	196	28510	1	*2
6. 1/8	218	175	99	196	29720	1	*2
6. 5/8	233	175	105	205	33500	1	*2
7	248	175	110	213	39160	1	*2

*1 Pin/O-Ring=A91/B91
*2 Pin/O-Ring=A92/B92



TOOLS FOR CONSTRUCTION SITES INDUSTRIAL SOCKETS PROTECTOR SLEEVE-DRIVE SOCKETS IMPACT SOCKETS BITS, NUT SETTERS AND ADAPTORS

2-1/2"

Impact Sockets
Impact Steckschlüssel
Douilles Impact

BITS, NUT SETTERS AND ADAPTORS

IMPACT SOCKETS

SLEEVE-DRIVE SOCKETS

PROTECTOR

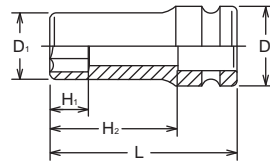
INDUSTRIAL SOCKETS

TOOLS FOR CONSTRUCTION SITES

19300M (mm)	D ₁ (mm)	D ₂ (mm)	H ₁ (mm)	H ₂ (mm)	L (mm)	(g)	(pce.)	⚡
75	118	127	42	129	190	11930	1	*1
80	124	127	46	129	190	12280	1	*1
85	127	127	49	134	195	12480	1	*1
90	135	127	52	144	205	14000	1	*1
95	140	127	55	149	210	14630	1	*1
100	146	127	58	154	215	15520	1	*1
105	155	127	62	146.5	220	18250	1	*1
110	160	127	65	150.5	225	18740	1	*1
115	167	127	68	153.5	230	20940	1	*1
120	175	175	72	157.5	235	23530	1	*2
125	180	175	74	158.5	238	26110	1	*2
130	185	175	76	163.5	243	25320	1	*2
135	190	175	80	165.5	248	26290	1	*2
140	200	175	82	164.5	248	28940	1	*2
145	205	175	84	163.5	248	29520	1	*2
150	210	175	88	168.5	255	30600	1	*2
155	215	175	92	167.5	255	31680	1	*2
160	225	175	95	170.5	260	35560	1	*2
165	230	175	98	169.5	260	36040	1	*2
170	235	175	100	172.5	265	37230	1	*2
175	240	175	102	176.5	270	39420	1	*2

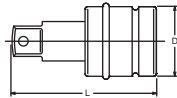
*1 Pin/O-Ring=A91/B91 → P111
*2 Pin/O-Ring=A92/B92

19300M 6-point Deep Sockets 6-kant-Steckschlüssel, lang Douilles longues 6-pans



	D (mm)	L (mm)	(g)	(pce.)	⚡
19760-250	127	250	17800	1	*1
19760-500	127	500	27800	1	*1

*1 Pin/O-Ring=A91/B91 → P111

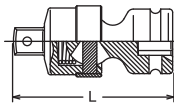


19760 Extension Bars Verlängerungen Rallonges



	L (mm)	(g)	(pce.)	⚡
19770	303	21360	1	*1

*1 Pin/O-Ring=A91/B91 → P111





19770 Universal Joint Gelenk-Einsatz Joint articulé




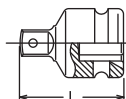
	(sq.)	(sq.)	L (mm)	(g)	(pce.)	⚡
19977A	2.1/2"	1.1/2"	145	7210	1	*1

*1 Pin/O-Ring=A91/B91 → P111

 Adapting down from bigger square drive to smaller square drive may lead to excessive torque load and possibly cause breakage. Always stay within safe torque of the smaller square drive.

Die mit  gekennzeichneten Artikel können bei Überbelastung zu Bruch gehen. Aus Gründen Ihrer eigenen Sicherheit sollten die betreffenden Werkzeuge nie ruckartig, sondern nach und nach belastet werden, um Bruch und damit verbundene mögliche Verletzungen zu vermeiden.

Il est possible d'appliquer aux articles marqués  des couples de serrage susceptibles d'occasionner leur rupture. Pour votre propre sécurité, veuillez toujours appliquer la charge d'une manière uniforme et progressive. Ceci pour éviter ruptures et accidents.



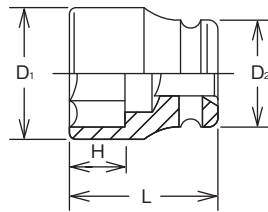
19977A Adaptor Verbindungsstück Réducteur

No Warranty
Keine Garantie
Sans Garantie 



10400M / 10400A

6-point Sockets
6-kant Steckschlüssel
Douilles 6-pans



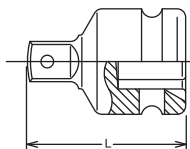
10400M (mm)	D ₁ (mm)	D ₂ (mm)	H (mm)	L (mm)	(g)	(pce.)	
105	165	175	86	176	19370	1	*1
110	170	175	88	179	20160	1	*1
115	175	175	90	183	21160	1	*1
120	180	175	91	185	21930	1	*1
125	188	175	94	190	23940	1	*1
130	193	175	97	194	25050	1	*1
135	200	175	101	199	26930	1	*1
140	205	175	105	205	28560	1	*1
145	210	200	106	207	29600	1	*2
150	215	200	109	212	31240	1	*2
160	228	200	114	220	35500	1	*2
165	235	200	117	224	37940	1	*2
170	240	200	118	227	39660	1	*2
175	245	200	121	231	41400	1	*2
180	255	200	122	234	45740	1	*2
185	265	200	125	238	50350	1	*2
190	275	200	125	239	54650	1	*2
200	285	200	128	245	59190	1	*2
210	295	200	135	255	64970	1	*2
215	300	200	138	260	68150	1	*2

10400A (inch)	D ₁ (mm)	D ₂ (mm)	H (mm)	L (mm)	(g)	(pce.)	
4.1/8	165	175	86	176	19370	1	*1
4.1/4	168	175	87	178	19770	1	*1
4.3/8	172	175	88	180	20660	1	*1
4.1/2	175	175	89	182	21160	1	*1
4.5/8	178	175	90	183	21550	1	*1
4.3/4	180	175	91	185	21930	1	*1
4.7/8	188	175	94	190	23940	1	*1
5	188	175	95	191	24500	1	*1
5.1/8	193	175	97	194	25050	1	*1
5.1/4	197	175	100	198	25990	1	*1
5.3/8	201	175	102	202	27750	1	*1
5.1/2	205	175	105	205	28560	1	*1
5.5/8	208	200	106	208	30110	1	*2
5.3/4	212	200	108	210	30610	1	*2
5.7/8	215	200	109	212	31240	1	*2
6	219	200	110	214	32460	1	*2
6.1/8	223	200	112	216	33670	1	*2
6.1/4	227	200	114	218	34590	1	*2
6.3/8	231	200	115	221	36720	1	*2
6.1/2	235	200	117	224	37940	1	*2
6.5/8	238	200	118	226	38800	1	*2
6.3/4	241	200	119	228	39870	1	*2
6.7/8	245	200	120	230	40640	1	*2
7	251	200	121	232	43570	1	*2
7.1/8	257	200	122	234	46450	1	*2
7.1/4	263	200	123	236	48400	1	*2
7.3/8	269	200	124	238	52500	1	*2
7.1/2	275	200	125	240	55350	1	*2
7.5/8	278	200	127	242	56050	1	*2
7.3/4	282	200	129	245	57620	1	*2
7.7/8	285	200	130	248	60870	1	*2
8	290	200	132	250	62550	1	*2
8.1/8	293	200	133	251	63760	1	*2
8.1/4	295	200	135	255	64970	1	*2
8.3/8	298	200	136	258	65580	1	*2
8.1/2	300	200	138	260	68150	1	*2
8.5/8	305	200	139	262	70760	1	*2
8.3/4	310	200	140	264	73830	1	*2
8.7/8	313	200	142	267	75780	1	*2

*1 Pin/O-Ring=A01/B01 → P111
*2 Pin/O-Ring=A02/B02

10099A

Adaptor
Verbindungsstück
Réducteur



	(sq.)	(sq.)	L (mm)	(g)	(pce.)	
10099A	3.1/2"	2.1/2"	182	16870	1	*1

*1 Pin/O-Ring=A01/B01 → P111

⚠ Adapting down from bigger square drive to smaller square drive may lead to excessive torque load and possibly cause breakage. Always stay within safe torque of the smaller square drive.

Die mit **⚠** gekennzeichneten Artikel können bei Überbelastung zu Bruch gehen. Aus Gründen Ihrer eigenen Sicherheit sollten die betreffenden Werkzeuge nie ruckartig, sondern nach und nach belastet werden, um Bruch und damit verbundene mögliche Verletzungen zu vermeiden.

Il est possible d'appliquer aux articles marqués **⚠** des couples de serrage susceptibles d'occasionner leur rupture. Pour votre propre sécurité, veuillez toujours appliquer la charge d'une manière uniforme et progressive. Ceci pour éviter ruptures et accidents.

SLEEVE-DRIVE SOCKETS

SLEEVE-DRIVE STECKSCHLÜSSEL

DOUILLES, SLEEVE DRIVE

3/8"

1/2"

3/4"



Sleeve-Drive Sockets
 Sleeve-Drive Steckschlüssel
 Douilles, Sleeve Drive



The deepened drive end of the **Sleeve-Drive** tools prevents the sometimes "wobbly" connection between pulse tool - extension - socket. An O-ring inside **Sleeve-Drive** optimizes the perfect fit of extension bars and sockets on the anvil to the effect, that the exactness of the required torque given by the pulse tool is generally improved. Further, the **Sleeve-Drive** avoids the direct transmission of vibrations on the pulse tool and finally on the operator.

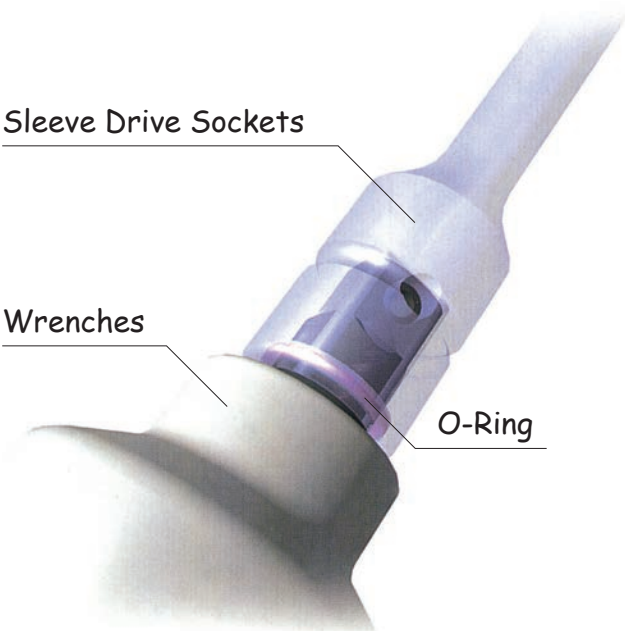
Der **Sleeve-Drive** Vierkant-Antrieb vermeidet durch die vertiefte Passung den "Wackelkontakt" zwischen Maschine - Verlängerung - Steckschlüssel. Ein im **Antriebsende der Sleeve-Drive-Steckschlüssel** eingesetzter Ring optimiert den festen Sitz der Verlängerungen und Steckschlüssel auf der Schrauberspindel und sorgt somit für die unmittelbare Weitergabe des vorgegebenen Drehmomentes ohne wesentliche Drehkraftverluste. Nicht zuletzt vermeidet der **Sleeve-Drive** Antrieb die Übertragung von Schwingungen auf Mensch und Maschine.

Ces nouveaux outils **Sleeve-Drive** se caractérisent par un entraînement carré allongé et un joint torique incorporé. Le guidage rigide ainsi obtenu maintient les outils **Sleeve-Drive** dans l'axe de la broche de la machine et garantit une connection optimale machine-rallonges-douilles. Le jeu latéral et les vibrations engendrés par les outils traditionnels sont de ce fait supprimés. Il en résulte une transmission plus précise du coupe de serrage et un plus grand confort de travail pour l'opérateur.

Sleeve Drive Sockets

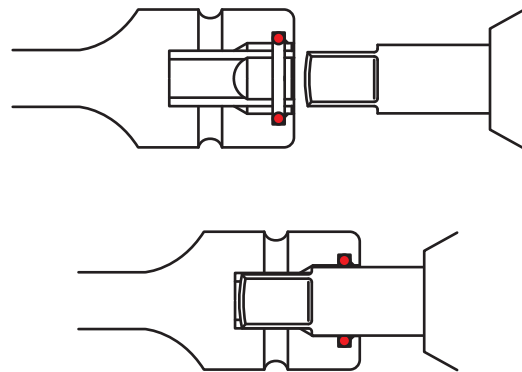
Wrenches

O-Ring



SLEEVE DRIVE SOCKET

PULSE TOOL






The "**Sleeve Drive**" Sockets and accessories are designed for use on Pulse Tools with anvils of certain lengths and diameters as shown hereunder.

Die serienmässigen "**Sleeve Drive**" Steckschlüssel können nur auf Impuls Schraubern mit Antriebswellen der nachstehenden Längen und Durchmesser gesteckt werden.

Les douilles "**Sleeve Drive**" ne peuvent être placées que sur des axes des boulonneuses à impulsions d'une longueur et d'un diamètre selon la spécification ci-dessous.

	Anvil Diameter (mm)	Minimum Anvil Length (mm)
3/8"sq.	12	10
1/2"sq.	16	10
3/4"sq.	25	11.8



3/8"

Sleeve-Drive Sockets
Sleeve-Drive Steckschlüssel
Douilles, Sleeve Drive

NV13400 (mm)	D ₁ (mm)	D ₂ (mm)	H (mm)	L (mm)	(g)	(pcs.)	⚡
8	13.3	19	6	43	53	10	*1
10	15.8	19	7	43	53	10	*1
11	17	19	8	43	54	10	*1
12	18.3	19	9	43	55	10	*1
13	19.5	22	10	43	80	10	*2
14	20.8	22	10	43	80	10	*2
15	22	22	11	43	81	10	*2
16	23.3	22	11	43	83	10	*2
17	24.5	22	11	43	85	10	*2
18	25.8	22	11	43	89	10	*2
19	27	22	11	43	98	10	*2
21	29.5	22	11	43	105	10	*2
22	30.8	22	11	43	112	10	*2

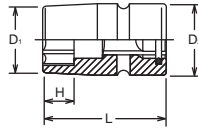
*1 C-Ring=C31, Pin/O-Ring=A31/B31

*2 C-Ring=C32, Pin/O-Ring=A32/B32

→ P110-111

NV13400

6-point Sockets
6-kant Steckschlüssel
Douilles 6-pans



NV13145-100 (mm)	D ₁ (mm)	D ₂ (mm)	H (mm)	L (mm)	(g)	(pcs.)	⚡
6	13	19	6	100	108	10	*1
8	13	19	8	100	110	10	*1
10	15.5	19	10	100	112	10	*1
12	18	19	12	100	120	10	*1
13	19	19	13	100	127	10	*1
14	21	19	14	100	131	10	*1
15	22	19	15	100	133	10	*1
16	24	19	15	100	144	10	*1
17	25	19	15	100	154	10	*1

NV13145-150 (mm)	D ₁ (mm)	D ₂ (mm)	H (mm)	L (mm)	(g)	(pcs.)	⚡
6	13	19	6	150	160	10	*1
8	13	19	8	150	160	10	*1
10	15.5	19	10	150	165	10	*1
12	18	19	12	150	168	10	*1
13	19	19	13	150	170	10	*1
14	21	19	14	150	175	10	*1
15	22	19	15	150	177	10	*1
16	24	19	15	150	190	10	*1
17	25	19	15	150	203	10	*1

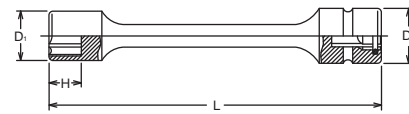
NV13145-200 (mm)	D ₁ (mm)	D ₂ (mm)	H (mm)	L (mm)	(g)	(pcs.)	⚡
6	13	19	6	200	210	10	*1
8	13	19	8	200	210	10	*1
10	15.5	19	10	200	212	10	*1
12	18	19	12	200	214	10	*1
13	19	19	13	200	218	10	*1
14	21	19	14	200	220	10	*1
15	22	19	15	200	226	10	*1
16	24	19	15	200	235	10	*1
17	25	19	15	200	250	10	*1

*1 C-Ring=C31, Pin/O-Ring=A31/B31

→ P110-111

NV13145-100 / -150 / -200

Extended Sockets
Schaftsteckschlüssel
Douilles rallongées



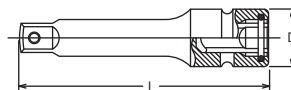
	D (mm)	L (mm)	(g)	(pcs.)	⚡
NV13760-75P	19	75	95	10	*1
NV13760-125P	19	125	125	10	*1
NV13760-150P	19	150	150	10	*1
NV13760-250P	19	250	255	10	*1

*1 C-Ring=C31, Pin/O-Ring=A31/B31

→ P110-111

NV13760-P


Extension Bars
Verlängerungen
Rallonges



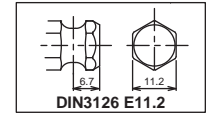
BITS, NUT SETTERS AND ADAPTORS
IMPACT SOCKETS
SLEEVE-DRIVE SOCKETS
PROTECTOR
INDUSTRIAL SOCKETS
TOOLS FOR CONSTRUCTION SITES

183H-35 / -75 / -150

Hex Bits
Sechskant Bits
Embouts, 6 pans creux



183H-35 (inch)	L (mm)	(g)	(pcs.)
3/16	35	15	10
7/32	35	16	10
1/4	35	18	10
5/16	35	20	10
3/8	35	26	10
7/16	35	28	10
1/2	35	38	10




183H-35 (mm)	L (mm)	(g)	(pcs.)
3	35	15	10
4	35	15	10
5	35	15	10
6	35	18	10
7	35	19	10
8	35	20	10
New 9	35	23	10
10	35	26	10
11	35	28	10
12	35	30	10
14	35	35	10
16	35	47	10
17	35	50	10
18	35	53	10
19	35	56	10

183H-75 (mm)	L (mm)	R (mm)	(g)	(pcs.)
3	75	6	34	10
4	75	6	35	10
5	75	6.5	36	10
6	75	7.5	39	10
7	75	8.5	44	10
8	75	9.5	47	10
10	75	-	57	10
11	75	-	60	10
12	75	-	65	10
14	75	-	79	10

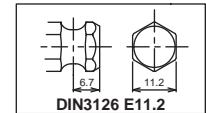
183H-150 (mm)	L (mm)	R (mm)	(g)	(pcs.)
4	150	6	51	10
5	150	6.5	55	10
6	150	7.5	65	10
8	150	9.5	87	10
10	150	-	118	10
12	150	-	136	10

183T-35 / -75 / -150 (T)

TORX® Bits
TORX® Bits
Embouts, TORX®



183T-35 (T)	L (mm)	(g)	(pcs.)
T25	35	18	10
T30	35	18	10
T40	35	20	10
T45	35	22	10
T50	35	26	10
T55	35	30	10
T60	35	38	10

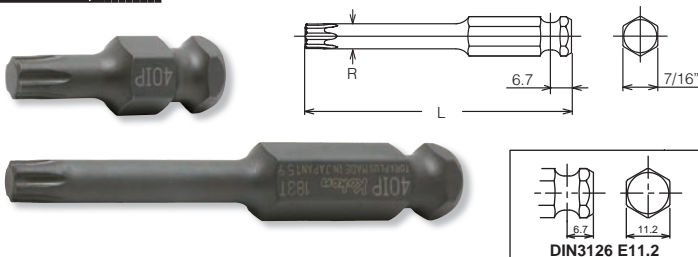


183T-150 (T)	L (mm)	R (mm)	(g)	(pcs.)
T30	150	6	50	10
T40	150	6.9	58	10
T45	150	8	70	10
T50	150	9	82	10
T55	150	11.4	113	10

183T-75 (T)	L (mm)	R (mm)	(g)	(pcs.)
T30	75	6	35	10
T40	75	6.9	37	10
T45	75	8	41	10
T50	75	9	45	10
T55	75	11.4	55	10
T60	75	13.5	67	10

183T-35 / -75 (IP)

TORPLUS® Bits
TORPLUS® Bits
Embouts TORPLUS®



183T-35 (IP)	L (mm)	(g)	(pcs.)
30IP	35	18	10
40IP	35	20	10
45IP	35	22	10
50IP	35	26	10
55IP	35	30	10
60IP	35	38	10

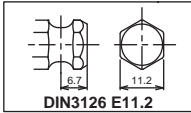
183T-75 (IP)	L (mm)	R (mm)	(g)	(pcs.)
30IP	75	6	35	10
40IP	75	6.8	37	10
45IP	75	8	41	10
50IP	75	9	45	10
55IP	75	11.4	56	10
60IP	75	13.5	67	10

⚠ The items with ⚠ have larger output size than 7/16" input hex drive.
Due to this design the Maximum output torque rating is less than standards.

3/8", 1/2"

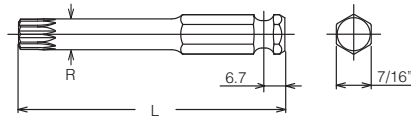
Sleeve-Drive Sockets
Sleeve-Drive Steckschlüssel
Douilles, Sleeve Drive

183X-35 (XZN)	L (mm)	(g)	(pcs.)
M 4	35	18	10
M 5	35	18	10
M 6	35	20	10
M 8	35	22	10
M10	35	26	10
M12	35	30	10
M14	35	38	10



183X-35 / -75 / -150 (XZN)

XZN Bits
XZN Bits
Embouts, XZN



183X-75 (XZN)	L (mm)	R (mm)	(g)	(pcs.)
M 4	75	6	34	10
M 5	75	6	34	10
M 6	75	6.2	36	10
M 8	75	7.4	39	10
M10	75	9.8	54	10
M12	75	11.7	57	10
M14	75	13.5	67	10

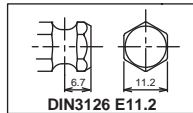
183X-150 (XZN)	L (mm)	R (mm)	(g)	(pcs.)
M 5	150	6	50	10
M 6	150	6.2	53	10
M 8	150	7.4	64	10
M10	150	9.8	93	10
M12	150	11.7	121	10

The items with have larger output size than 7/16" input hex drive. Due to this design the Maximum output torque rating is less than standards.

	D ₁ (mm)	D ₂ (mm)	H (mm)	L (mm)	(g)	(pcs.)	
NV13134	24	22	15	45	100	5	*2

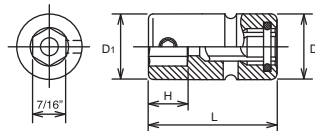
*2 C-Ring=C32, Pin/O-Ring=A32/B32 → P110-111

For DIN3126 E11.2 Bits
Für DIN3126 E11.2 Bits
Pour DIN3126 E11.2 Embouts



13134-SC

Replacement Screw : M8x6, ● 4mm



NV13134

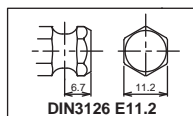
Bit Holder
Klingenhalter
Porte-embouts



	D ₁ (mm)	D ₂ (mm)	H (mm)	L (mm)	(g)	(pcs.)	
NV14134	24	25	15	55	130	5	*1

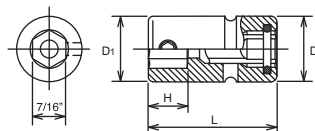
*1 C-Ring=C41, Pin/O-Ring=A41/B41 → P110-111

For DIN3126 E11.2 Bits
Für DIN3126 E11.2 Bits
Pour DIN3126 E11.2 Embouts



13134-SC

Replacement Screw : M8x6, ● 4mm



NV14134

Bit Holder
Klingenhalter
Porte-embouts



BITS, NUT SETTERS AND ADAPTORS
IMPACT SOCKETS
SLEEVE-DRIVE SOCKETS
PROTECTOR
INDUSTRIAL SOCKETS
TOOLS FOR CONSTRUCTION SITES

Sleeve-Drive Sockets

Sleeve-Drive Steckschlüssel

Douilles, Sleeve Drive

1/2"

BITS, NUT SETTERS AND ADAPTORS

IMPACT SOCKETS

SLEEVE-DRIVE SOCKETS

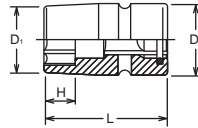
PROTECTOR

INDUSTRIAL SOCKETS

TOOLS FOR CONSTRUCTION SITES

NV14400

6-point Sockets
6-kant Steckschlüssel
Douilles 6-pans

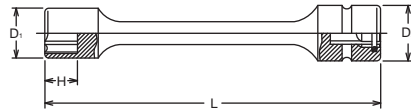


NV14400 (mm)	D ₁ (mm)	D ₂ (mm)	H (mm)	L (mm)	(g)	(pcs.)	
12	19.5	25	9	54	120	10	*1
13	20.7	25	10	54	120	10	*1
14	22	25	10	54	120	10	*1
15	23.2	30	11	54	188	10	*2
16	24.5	30	11	54	189	10	*2
17	25.7	30	12	54	190	10	*2
18	27	30	12	54	190	10	*2
19	28.2	30	12	54	190	10	*2
21	30.7	30	12	54	191	10	*2
22	32	30	12	54	192	10	*2
23	33.2	30	12	54	196	10	*2
24	34.5	30	12	54	200	10	*2

*1 C-Ring=C41, Pin/O-Ring=A41/B41 → P110-111
*2 C-Ring=C42, Pin/O-Ring=A42/B42

NV14145-100 / -150 / -200

Extended Sockets
Schaftsteckschlüssel
Douilles rallongées



NV14145-100 (mm)	D ₁ (mm)	D ₂ (mm)	H (mm)	L (mm)	(g)	(pcs.)	
10	15.5	25	10	100	161	1	*1
12	18	25	12	100	178	1	*1
13	19	25	13	100	175	1	*1
14	21	25	14	100	181	1	*1
15	22	25	15	100	185	1	*1
16	24	25	15	100	193	1	*1
17	25	25	15	100	201	1	*1
18	26	25	15	100	211	1	*1
19	28	25	15	100	221	1	*1

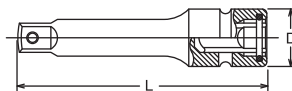
NV14145-150 (mm)	D ₁ (mm)	D ₂ (mm)	H (mm)	L (mm)	(g)	(pcs.)	
10	15.5	25	10	150	200	1	*1
12	18	25	12	150	215	1	*1
13	19	25	13	150	220	1	*1
14	21	25	14	150	225	1	*1
15	22	25	15	150	230	1	*1
16	24	25	15	150	240	1	*1
17	25	25	15	150	250	1	*1
18	26	25	15	150	262	1	*1
19	28	25	15	150	275	1	*1

NV14145-200 (mm)	D ₁ (mm)	D ₂ (mm)	H (mm)	L (mm)	(g)	(pcs.)	
10	15.5	25	10	200	236	1	*1
12	18	25	12	200	250	1	*1
13	19	25	13	200	260	1	*1
14	21	25	14	200	270	1	*1
15	22	25	15	200	275	1	*1
16	24	25	15	200	287	1	*1
17	25	25	15	200	300	1	*1
18	26	25	15	200	310	1	*1
19	28	25	15	200	320	1	*1

*1 C-Ring=C41, Pin/O-Ring=A41/B41 → P110-111

NV14760-P

Extension Bars
Verlängerungen
Rallonges



	D (mm)	L (mm)	(g)	(pcs.)	
NV14760-75P	25	75	149	10	*1
NV14760-125P	25	125	230	10	*1
NV14760-175P	25	175	308	10	*1
NV14760-250P	25	250	422	10	*1

*1 C-Ring=C41, Pin/O-Ring=A41/B41 → P110-111

NV14433A-P

Adaptors
Verbindungsstücke
Réducteurs

No Warranty
Keine Garantie
Sans Garantie



	(mm)	(mm)	L (mm)	(g)	(pcs.)	
NV14433A-75P	1/2"	3/8"	75	120	1	*1
NV14433A-100P	1/2"	3/8"	100	145	1	*1
NV14433A-150P	1/2"	3/8"	150	187	1	*1

*1 C-Ring=C41, Pin/O-Ring=A41/B41 → P110-111

⚠ Adapting down from bigger square drive to smaller square drive may lead to excessive torque load and possibly cause breakage. Always stay within safe torque of the smaller square drive.

Die mit ⚠ gekennzeichneten Artikel können bei Überbelastung zu Bruch gehen. Aus Gründen Ihrer eigenen Sicherheit sollten die betreffenden Werkzeuge nie ruckartig, sondern nach und nach belastet werden, um Bruch und damit verbundene mögliche Verletzungen zu vermeiden.

Il est possible d'appliquer aux articles marqués ⚠ des couples de serrage susceptibles d'occasionner leur rupture. Pour votre propre sécurité, veuillez toujours appliquer la charge d'une manière uniforme et progressive. Ceci pour éviter ruptures et accidents.

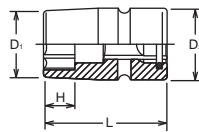
3/4"

Sleeve-Drive Sockets
Sleeve-Drive Steckschlüssel
Douilles, Sleeve Drive

NV16400 (mm)	D ₁ (mm)	D ₂ (mm)	H (mm)	L (mm)	(g)	(pcs.)	
17	30	44	12	65	448	5	*1
18	31.3	44	13	65	470	5	*1
19	32.5	44	13	65	455	5	*1
21	35	44	15	65	472	5	*1
22	36.3	44	16	65	471	5	*1
23	37.5	44	16	65	471	5	*1
24	38.8	44	16	65	467	5	*1
26	41.3	44	16	65	477	5	*1
27	42.5	44	16	65	473	5	*1
28	43.8	44	16	68	483	5	*1
29	45	44	18	68	464	5	*1
30	46.3	44	18	68	492	5	*1
32	48.8	44	19	70	514	5	*1
33	50	44	20	70	564	5	*1
34	51.3	44	20	70	588	5	*1
35	52.5	44	20	70	593	5	*1
36	53.8	44	20	70	598	5	*1
38	56.3	44	20	72	670	2	*1
41	60	44	22	72	687	2	*1
46	66.3	44	23	77	906	2	*1
50	69	44	23	77	1116	2	*1

*1 C-Ring=C61, Pin/O-Ring=A61/B61 → P110-111

NV16400  6-point Sockets
6-kant Steckschlüssel
Douilles 6-pans

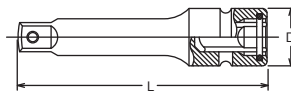


NV16760 Extension Bars
Verlängerungen
Rallonges



	D (mm)	L (mm)	(g)	(pcs.)	
NV16760-175	44	175	870	1	*1
NV16760-250	44	250	1160	1	*1
NV16760-330	44	330	1460	1	*1

*1 C-Ring=C61, Pin/O-Ring=A61/B61 → P110-111



BITS, NUT SETTERS AND ADAPTORS

IMPACT SOCKETS

SLEEVE-DRIVE SOCKETS

PROTECTOR

INDUSTRIAL SOCKETS

TOOLS FOR CONSTRUCTION SITES

C-Ring Lock Clamps and Pullers
Sicherungsklemmen und Abzieher
Crochets de sécurité et extracteurs

BITS, NUT SETTERS AND ADAPTORS

IMPACT SOCKETS

SLEEVE-DRIVE SOCKETS

PROTECTOR

INDUSTRIAL SOCKETS

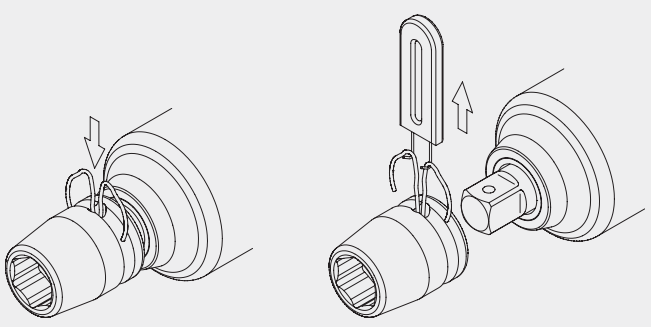
TOOLS FOR CONSTRUCTION SITES



One Piece solid springs steel ring. Simply set by finger pushing and easily removed by puller. Much more convenient and safer than combination of pin and o-ring.

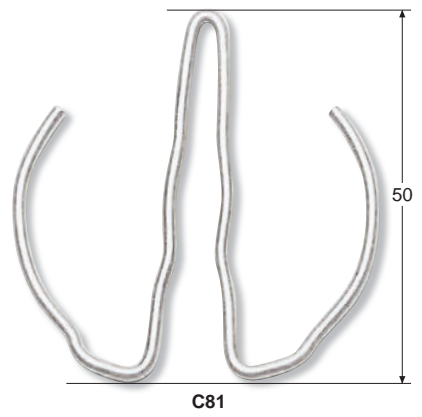
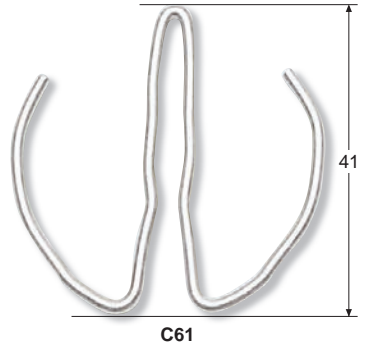
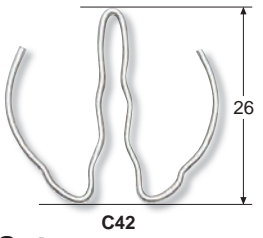
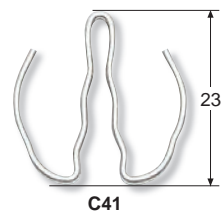
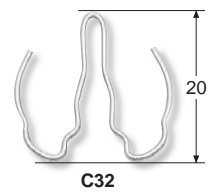
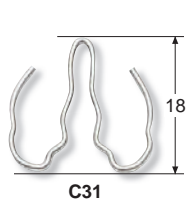
Aus starkem Federstahl, in einem Stück. Bequem, mit einem Fingerdruck einzusetzen und mit dem Auszieher zu lösen. Einfacher und sicherer als die Kombination Stift und Ring.

Acier à ressorts, en une pièce. Mise en place d'une simple pression du pouce, enlèvement au moyen de la griffe d'extraction. Beaucoup plus facile et sûr que la combinaison goupille/bague.



C-Ring

No.	□	Opening (mm)	pcs.
C31	3/8"	≤ 12	100
C32	3/8"	> 12	100
C41	1/2"	≤ 14	100
C42	1/2"	> 14	100
C61	3/4"	≤ 46	100
C81	1"	≤ 46	100
New C82	1"	47-70	50
C83	1"	> 70	50
C71	1-1/2"	≤ 90	50





C-Ring Set

Set No.	□	C-Ring 10pcs.	Puller 1pce.
PKC31	3/8"	C31 + 149	
PKC32	3/8"	C32 + 149	
PKC41	1/2"	C41 + 149	
PKC42	1/2"	C42 + 149	
PKC61	3/4"	C61 + 152	
PKC81	1"	C81 + 152	

Puller

No.	□	□	pcs.
149	3/8"	1/2"	10
152	3/4"	1"	10





Pin

No.	∇	Opening (mm)	D (mm)	L (mm)	(pcs.)
A21	1/4"		1.5	10.2	100
A31	3/8"	≤ 12	2.5	14.5	100
A32	3/8"	> 12	2.5	17.5	100
A41	1/2"	≤ 14	3	20	100
A42	1/2"	> 14	3	25	100
A51	5/8"		4	29	100
A61	3/4"	≤ 46	4	35	100
A62	3/4"	> 46	4	45	100
A81	1"	≤ 46	5	45	100
New A82	1"	47-70	5	57	50
A83	1"	> 70	5	75	50
A71	1-1/2"	≤ 90	6	75	50
A72	1-1/2"	> 90	6	110	50
A91	2-1/2"	≤ 115	8	110	50
A92	2-1/2"	> 115	8	155	50
A01	3-1/2"	≤ 140	13	155	1
A02	3-1/2"	> 140	13	180	1



O-Ring

No.	∇	Opening (mm)	D1 (mm)	D2 (mm)	(pcs.)
B21	1/4"		2.5	9	100
B31	3/8"	≤ 12	3.5	13	100
B32	3/8"	> 12	3.5	16	100
B41	1/2"	≤ 14	4	19	100
B42	1/2"	> 14	4	24	100
B51	5/8"		5	28	100
B61	3/4"	≤ 46	5	36	100
B62	3/4"	> 46	5	45	100
B81	1"	≤ 46	7	45	100
New B82	1"	47-70	7	57	50
B83	1"	> 70	7	75	50
B71	1-1/2"	≤ 90	10	75	50
B72	1-1/2"	> 90	10	114	50
B91	2-1/2"	≤ 115	10.5	114	50
B92	2-1/2"	> 115	10.5	158	50
B01	3-1/2"	≤ 140	15	158	1
B02	3-1/2"	> 140	15	183	1

RSAL200 RSAL300

Magnetic Rail with retaining clips
Magnetschiene mit Halteklammern
Rail à aimant avec clips de maintien



RSAL200	∇	RAIL (mm)	CLIP (pcs.)	(g)	(pce.)
1/4x12	1/4"	200	12	125	1
3/8x8	3/8"	200	8	130	1

RSAL300	∇	RAIL (mm)	CLIP (pcs.)	(g)	(pce.)
3/8x12	3/8"	300	12	180	1
1/2x10	1/2"	300	10	190	1



RSAL CLIP.P/5

Magnetic Rails and retaining Clips, bulk
Magnetschiene und Halteklammern, lose
Rail à aimant avec clips de maintien, en vrac



RAIL

	RAIL (mm)	(g)	(pce.)
RSAL200	200	110	1
RSAL300	300	145	1
RSAL400	400	210	1

CLIP

CLIP.P/5	∇	(g)	(pcs.)
1/4	1/4"	10	5
3/8	3/8"	13	5
1/2	1/2"	20	5

Pins & O Rings/C-Ring Lock Clamps
 Halteringe und Stifte/Sicherungsklemmen
 Goupilles et joncs/Crochets de sécurité

BITS, NUT SETTERS AND ADAPTORS

IMPACT SOCKETS

SLEEVE-DRIVE SOCKETS

PROTECTOR

INDUSTRIAL SOCKETS

TOOLS FOR CONSTRUCTION SITES

IMPACT Standard Sockets size	Sq. Dr. C-Ring Pin/O-Ring	1/4"	3/8"		1/2"		3/4"		1"			1-1/2"	
			C31	C32	C41	C42	C61	C81	C81	C82	C83	C71	
		A21/B21	A31/B31	A32/B32	A41/B41	A42/B42	A61/B61	A62/62	A81/B81	A82/B82	A83/B83	A71/B71	A72/B72
4		●											
4.5	3/16	●											
5		●											
5.5		●											
6	1/4	●	●		●								
7	9/32	●	●		●								
8	5/16	●	●		●								
9	11/32	●	●		●								
10	3/8	●	●		●								
11	7/16	●	●		●								
12		●	●		●								
13	1/2	●		●	●								
14	9/16	●		●	●		●						
15				●	●		●						
16	5/8			●	●		●						
17	11/16			●	●		●		●				
18				●	●		●		●				
19	3/4			●	●		●		●				
20				●	●		●		●				
21	13/16			●	●		●		●				
22	7/8			●	●		●		●				
23				●	●		●		●				
24	15/16			●	●		●		●				
25	1				●		●		●				
26					●		●		●				
27	1- 1/16				●		●		●				
28					●		●		●				
29	1- 1/8				●		●		●				
30	1- 3/16				●		●		●				
31					●		●		●				
32	1- 1/4				●		●		●				
33	1- 5/16				●		●		●				
34	1- 3/8				●		●		●				
36					●		●		●			●	
37	1- 7/16				●		●		●			●	
38	1- 1/2				●		●		●			●	
39					●		●		●			●	
40	1- 9/16				●		●		●			●	
41	1- 5/8				●		●		●			●	
42					●		●		●			●	
43	1- 11/16				●		●		●			●	
44					●		●		●			●	
45	1- 3/4				●		●		●			●	
46	1- 13/16				●		●		●			●	
47					●		●		●		●	●	
48	1- 7/8				●		●		●		●	●	
	1- 15/16				●		●		●		●	●	
50					●		●		●		●	●	
	2				●		●		●		●	●	
52	2- 1/16				●		●		●		●	●	
54	2- 1/8				●		●		●		●	●	
55	2- 3/16				●		●		●		●	●	
56					●		●		●		●	●	
	2- 1/4				●		●		●		●	●	
58	2- 5/16				●		●		●		●	●	
60	2- 3/8				●		●		●		●	●	
62	2- 7/16				●		●		●		●	●	
63					●		●		●		●	●	
	2- 1/2				●		●		●		●	●	
65	2- 9/16				●		●		●		●	●	
67	2- 5/8				●		●		●		●	●	
68	2- 11/16				●		●		●		●	●	
70	2- 3/4				●		●		●		●	●	
	2- 13/16				●		●		●		●	●	
	2- 7/8				●		●		●		●	●	
75	2- 15/16				●		●		●		●	●	
	3				●		●		●		●	●	
	3- 1/16				●		●		●		●	●	
80	3- 1/8				●		●		●		●	●	
	3- 1/4				●		●		●		●	●	
85					●		●		●		●	●	
	3- 3/8				●		●		●		●	●	
90	3- 1/2				●		●		●		●	●	
	3- 5/8				●		●		●		●	●	
95	3- 3/4				●		●		●		●	●	
100	3- 7/8				●		●		●		●	●	●
105	4				●		●		●		●	●	●
	4- 1/8				●		●		●		●	●	●
110	4- 1/4				●		●		●		●	●	●
115	4- 1/2				●		●		●		●	●	●
120	4- 5/8				●		●		●		●	●	●
	4- 3/4				●		●		●		●	●	●
125	4- 7/8				●		●		●		●	●	●
130	5				●		●		●		●	●	●
135	5- 1/4				●		●		●		●	●	●
140					●		●		●		●	●	●
150					●		●		●		●	●	●
	6				●		●		●		●	●	●
	6- 1/2				●		●		●		●	●	●

SOCKETS WITH TURNABLE PLASTIC PROTECTORS
STECKSCHLÜSSEL MIT DREHBAREN SCHUTZHÜLSEN AUS KUNSTSTOFF
DOUILLES A PROTECTIONS PLASTIFIEES





Safety

Turnable plastic protector increases operator's safety during assembly process.

Unsere drehbaren Kunststoff-Hülsen erhöhen die Arbeitssicherheit während des Montageprozesses.

Nos protections rotatives plastifiées augmentent la sécurité lors du montage.

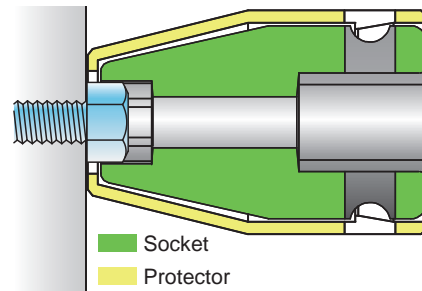


Scratch proof

Protector helps to reduce the possibility giving damage on painted, polished and sensitive surfaces. Protector is free rotation designed.

Die Protektoren vermeiden Beschädigungen an lackierten-, polierten- bzw. empfindlichen Oberflächen. Unsere Protektoren sind frei drehbar.

Les protections évitent des endommagements sur des surfaces laquées, polies ou sensibles. Nos protections ont une libre rotation.



BITS, NUT SETTERS AND ADAPTORS

IMPACT SOCKETS

SLEEVE-DRIVE SOCKETS

PROTECTOR

INDUSTRIAL SOCKETS

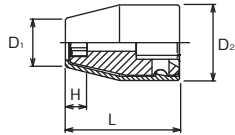
TOOLS FOR CONSTRUCTION SITES

13400M (mm)	D ₁ (mm)	D ₂ (mm)	H (mm)	L (mm)	(g)
8FR	15.7	22	6	33.3	40
10FR	18.2	22	7	33.3	40
12FR	20.8	22	9	33.3	43
13FR	21.8	25	10	33.3	56
14FR	23.6	25	10	33.3	56
16FR	26.1	25	11	33.3	57
17FR	27.3	25	12	33.3	60



13400M-FR

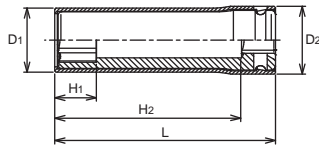

6-point Sockets
6-kant Steckschlüssel
Douilles 6-pans



13300M (mm)	D ₁ (mm)	D ₂ (mm)	H ₁ (mm)	H ₂ (mm)	L (mm)	(g)
New 8FR	16.1	22	9	67.5	81.3	87
New 10FR	18.6	22	11	67.5	81.3	99
New 12FR	21.1	22	13	67.5	81.3	116
New 13FR	22.3	25	14	67.5	81.3	143
New 14FR	23.6	25	15	67.5	81.3	153
New 16FR	26	25	17	66.5	81.3	161
New 17FR	27.2	25	18	66.5	81.3	173

13300M-FR

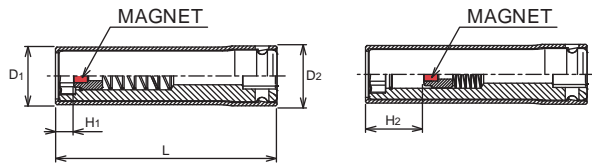
6-point Sockets, deep
6-kant Steckschlüssel, lang
Douilles longues, 6-pans



13300G (mm)	D ₁ (mm)	D ₂ (mm)	H ₁ (mm)	H ₂ (mm)	L (mm)	(g)
New 8FR	16.1	22	5	27.5	81.3	87
New 10FR	18.6	22	5.5	27	81.3	110
New 12FR	21.1	22	7	27	81.3	141
New 13FR	22.3	25	7.5	26	81.3	170
New 14FR	23.6	25	8	25	81.3	191
New 16FR	26	25	8.5	28	81.3	215
New 17FR	27.2	25	9	28	81.3	225

13300G-FR

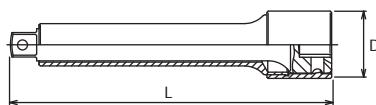
Impact Socket with Sliding Magnet
Impact Steckschlüssel mit versenkbarem Magnet
Douilles Impact avec aimant, glissant pour écrous



	D (mm)	L (mm)	(g)
13760-75P.FR	26.2	75	100
13760-125P.FR	26.2	125	145
13760-250P.FR	26.2	250	220

13760-P.FR

Extension Bars
Verlängerungen
Rallonges



The Protectors could be broken with any Impacts. Please handle with care.
Die Protektoren können bei Stößen brechen, bitte arbeiten Sie mit Vorsicht.
Les protecteurs peuvent se briser en cas de choc, veuillez travailler avec prudence.


Protector
 Protektorehülsen
 Protections

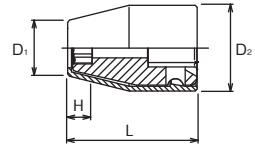
1/2"

BITS, NUT SETTERS AND ADAPTORS

14400M-FR  6-point Sockets
 6-kant Steckschlüssel
 Douilles 6-pans 





14400M (mm)	D ₁ (mm)	D ₂ (mm)	H (mm)	L (mm)	 (g)
10FR	19.5	28	7	39.3	90
12FR	22	28	9	39.3	90
13FR	23.2	28	10	39.3	90
14FR	24.8	28	11	39.3	90
16FR	27	33	10	39.3	135
17FR	28.2	33	12	39.3	135
19FR	31	33	13	39.3	130

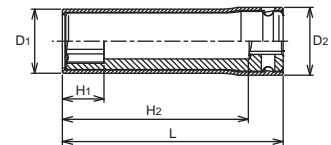


IMPACT SOCKETS




14300M-FR  6-point Sockets, deep
 6-kant Steckschlüssel, lang
 Douilles longues, 6-pans 





14300M (mm)	D ₁ (mm)	D ₂ (mm)	H ₁ (mm)	H ₂ (mm)	L (mm)	 (g)
10FR	19.8	28	11	63	81.3	145
12FR	22.3	28	13	63	81.3	167
13FR	23.5	28	14	63	81.3	167
14FR	24.8	28	15	63	81.3	179
16FR	27.3	33	17	63	81.3	237
17FR	28.5	33	18	63	81.3	237
19FR	31	33	20	62	81.3	245

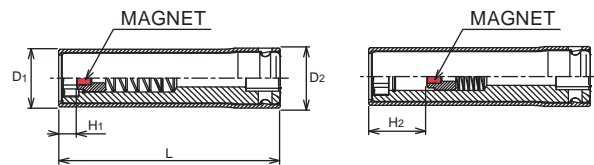


SLEEVE-DRIVE SOCKETS

14300G-FR  Impact Socket with Sliding Magnet
 Impact Steckschlüssel mit versenkbarem Magnet
 Douilles Impact avec aimant, glissant pour écrous  



14300G (mm)	D ₁ (mm)	D ₂ (mm)	H ₁ (mm)	H ₂ (mm)	L (mm)	 (g)
10FR	19.8	28	5.5	27	81.3	145
12FR	22.3	28	7	27	81.3	170
13FR	23.5	28	7.5	26	81.3	190
14FR	24.8	28	8	25	81.3	194
16FR	27.3	33	8.5	27.5	81.3	275
17FR	28.5	33	9	27.5	81.3	277
19FR	31	33	10	28.5	81.3	313




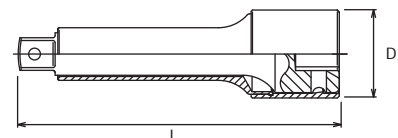
PROTECTOR

INDUSTRIAL SOCKETS


14760-P.FR Extension Bars
 Verlängerungen
 Rallonges 





	D (mm)	L (mm)	 (g)
14760-75P.FR	34.2	75	195
14760-125P.FR	34.2	125	280
14760-250P.FR	34.2	250	480

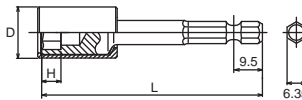



TOOLS FOR CONSTRUCTION SITES


 The Protectors could be broken with any Impacts. Please handle with care.
 Die Protektoren können bei Stößen brechen, bitte arbeiten Sie mit Vorsicht.
 Les protecteurs peuvent se briser en cas de choc, veuillez travailler avec prudence.


113-75SV / -100SV / -150SV


 Nut Setters
 Steckschlüssel Klingen
 Embouts pour écrous 





113-75 (mm)	D (mm)	H (mm)	L (mm)	 (g)
8SV	15.1	6	75	34
10SV	16.9	7	75	37
12SV	19.4	8	75	44
13SV	20.4	8	75	45
New 14SV	21.3	9	75	45

113-100 (mm)	D (mm)	H (mm)	L (mm)	 (g)
8SV	15.1	6	100	43
10SV	16.9	7	100	47
12SV	19.4	8	100	54
13SV	20.4	8	100	55
New 14SV	21.3	9	100	55



113-150 (mm)	D (mm)	H (mm)	L (mm)	 (g)
8SV	15.1	6	150	62
10SV	16.9	7	150	66
12SV	19.4	8	150	72
13SV	20.4	8	150	80
New 14SV	21.3	9	150	80

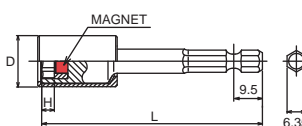
115-75 (mm)	D (mm)	H (mm)	L (mm)	 (g)
8SV	15.1	3.5	75	35
10SV	16.9	4.2	75	40
12SV	19.4	5.6	75	48
13SV	20.4	6	75	54
New 14SV	21.3	6.4	75	54

115-100 (mm)	D (mm)	H (mm)	L (mm)	 (g)
8SV	15.1	3.5	100	44
10SV	16.9	4.2	100	52
12SV	19.4	5.6	100	60
13SV	20.4	6	100	67
New 14SV	21.3	6.4	100	67




115-150 (mm)	D (mm)	H (mm)	L (mm)	 (g)
8SV	15.1	3.5	150	63
10SV	16.9	4.2	150	70
12SV	19.4	5.6	150	79
13SV	20.4	6	150	87
New 14SV	21.3	6.4	150	87

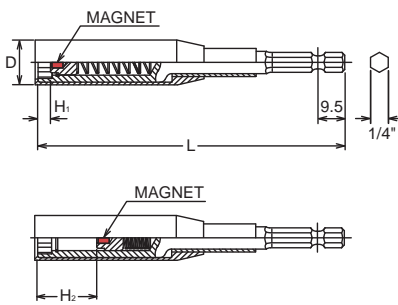
115-75SV / -100SV / -150SV


 Nut Setters with Magnet
 Steckschlüssel Klingen mit Magnet
 Embouts avec aimant pour écrous  





115G-100FR / -150FR / -200FR


 Nut Setters with sliding Magnet
 Steckschlüssel Klingen mit versenkbarem Magnet
 Embouts avec aimant, glissant pour écrous  



115G-100 (mm)	D (mm)	H ₁ (mm)	H ₂ (mm)	L (mm)	 (g)
8FR	15.1	4	26	100	55
10FR	16.9	4.5	26	100	60
12FR	19.3	6	26	100	80
13FR	20.4	6.5	25	100	85
New 14FR	21.3	7	24	100	85

115G-200 (mm)	D (mm)	H ₁ (mm)	H ₂ (mm)	L (mm)	 (g)
8FR	15.1	4	26	200	90
10FR	16.9	4.5	26	200	100
12FR	19.3	6	26	200	125
13FR	20.4	6.5	25	200	135
New 14FR	21.3	7	24	200	135

115G-150 (mm)	D (mm)	H ₁ (mm)	H ₂ (mm)	L (mm)	 (g)
8FR	15.1	4	26	150	75
10FR	16.9	4.5	26	150	80
12FR	19.3	6	26	150	100
13FR	20.4	6.5	25	150	110
New 14FR	21.3	7	24	150	110

 The Protectors could be broken with any Impacts. Please handle with care.
 Die Protektoren können bei Stößen brechen, bitte arbeiten Sie mit Vorsicht.
 Les protecteurs peuvent se briser en cas de choc, veuillez travailler avec prudence.



Specifications or design of any product in this catalogue are subject to change without notice.

Wir behalten uns das Recht vor, jedes in diesem Katalog gezeigte Werkzeug, auch ohne vorherige Ankündigung, in Ausführung und Design ändern zu dürfen.

Nous nous réservons le droit de modifier les modèles et les dimensions des outils présentés dans ce catalogue et ce sans autre notification préalable.



REPLACEMENT

Remove a damaged Protector and put a new Protector on socket / Extension bar by pressing. For your safety, worn out or cracked Protector must be replaced.

AUSTAUSCH

Entfernen Sie defekte Protektoren und ersetzen Sie diese auf Ihrem Steckschlüssel/Verlängerung mittels einer Presse. Bitte tauschen Sie zu Ihrer Sicherheit verschlissene Protektoren aus !

REPLACEMENT

Retirez les protections défectueuses, remplacez celles-ci et fixez-les sur les douilles/rallonges à l'aide d'une presse. Pour votre sécurité remplacez toute protection défectueuse.

INDUSTRIAL SOCKETS

STECKSCHLÜSSEL, INDUSTRIE-AUSFÜHRUNG

CLÉS A DOUILLES, FINISSAGE INDUSTRIEL

1/4"

3/8"

1/2"



BITS, NUT SETTERS AND ADAPTORS
IMPACT SOCKETS
SLEEVE-DRIVE SOCKETS
PROTECTOR
INDUSTRIAL SOCKETS
TOOLS FOR CONSTRUCTION SITES

◆ INDUSTRIAL SOCKETS

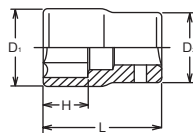


Industrial sockets are thin walled sockets to be used on electric or pneumatic nut runners for assembly work only.

Bei den Industrial Steckschlüsseln handelt es sich um dünnwandige Werkzeuge, die ausschliesslich auf pneumatischen und elektrischen Drehschraubern (nicht schlagend) verwendet werden dürfen.

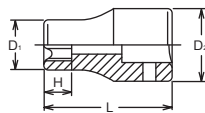
Les douilles Industrielles à paroi mince ne doivent être utilisées que sur des vis à fixer par visseuses (non-chocs).

22400M 6-point Sockets 6-kant Steckschlüssel Douilles 6-pans



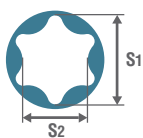
22400M (mm)	D ₁ (mm)	D ₂ (mm)	H (mm)	L (mm)	(g)	(pcs.)
6	9.2	11.2	5.5	22	9	10
7	10.3	11.2	6	22	9	10
8	11.2	11.7	6.9	22	11	10
10	14.3	12.9	7.7	22	15	10
12	16.8	15.5	9.3	22	23	10
13	18	16.4	9.8	22	23	10

22425 TORX® Sockets TORX® Steckschlüssel Douilles TORX®



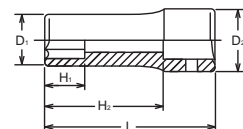
22425 (E)	D ₁ (mm)	D ₂ (mm)	H (mm)	L (mm)	(g)	(pcs.)
E 4	5.4	11.2	4.6	22	7	10
E 5	6.7	11.2	5.2	22	8	10
E 6	7.7	11.2	5.4	22	8	10
E 7	8.3	11.2	6.6	22	9	10
E 8	9.6	11.2	7	22	9	10
E10	11.3	12	8.2	22	10	10

TORX® (E)



E	E4	E5	E6	E7	E8	E10	E11	E12	E14	E16	E18	E20	E22	E24	E26	E28	E30	E32
S ₁ (ref. mm)	3.7	4.6	5.6	6.1	7.4	9.3	9.9	11.0	12.8	14.6	16.5	18.3	20.1	22.0	23.7	25.5	27.3	29.0
S ₂ (ref. mm)	2.7	3.3	4.0	4.3	5.3	6.8	7.1	7.9	9.2	10.5	11.9	13.2	14.8	15.7	17.5	18.3	20.0	21.3

22300M / 22300A 6-point Sockets, deep 6-kant Steckschlüssel, lang Douilles longues, 6-pans



22300M (mm)	D ₁ (mm)	D ₂ (mm)	H ₁ (mm)	H ₂ (mm)	L (mm)	(g)	(pcs.)
7	10.3	11.2	8	40	50	24	10
8	11.2	11.7	9	40	50	28	10
10	14.3	12.9	11	39	50	33	10
12	16.8	15.5	13	39	50	50	10
13	18	16.4	14	39	50	50	10

22300A (inch)	D ₁ (mm)	D ₂ (mm)	H ₁ (mm)	H ₂ (mm)	L (mm)	(g)	(pcs.)
1/4	9.6	11.2	7	40	50	24	10
5/16	11.2	11.7	9	40	50	28	10
3/8	13.7	12.5	11	40	50	33	10

3/8" Steckschlüssel, Industrie-Ausführung

Clés à douille, finissage industriel

BITS, NUT SETTERS AND ADAPTORS
IMPACT SOCKETS
SLEEVE-DRIVE SOCKETS
PROTECTOR
INDUSTRIAL SOCKETS
TOOLS FOR CONSTRUCTION SITES

23400M (mm)	D ₁ (mm)	D ₂ (mm)	H (mm)	L (mm)	(g)	(pcs.)
6	9.9	17.3	6	26	20	10
7	10.8	17.3	6.5	26	20	10
8	12	17.3	6.9	26	22	10
10	14.5	17.3	8	26	24	10
11	15.8	17.3	9.3	26	25	10
12	16.8	17.3	9	26	25	10
13	18	17	9.4	26	24	10
14	19.5	18.5	11	27	31	10
15	21	19.5	11.5	28	39	10
16	22	20	12	28	42	10
17	23.5	21.5	12.5	29	51	10
18	24.6	22.5	13	30	51	10
19	26	23.5	13.5	30	53	10
21	28	26	14.5	32	77	10

23400A (inch)	D ₁ (mm)	D ₂ (mm)	H (mm)	L (mm)	(g)	(pcs.)
5/16	12	17.3	6.9	26	22	10
3/8	13.9	17.3	8	26	22	10
7/16	15.8	17.3	9.3	26	25	10
1/2	18	17	9.4	26	24	10
9/16	19.5	18.5	11	27	31	10
11/16	24.6	22.5	13	30	51	10
3/4	26	23.5	13.5	30	63	10

23405M (mm)	D ₁ (mm)	D ₂ (mm)	H (mm)	L (mm)	(g)	(pcs.)
8	12	17.3	6.9	26	22	10
10	14.5	17.3	8	26	24	10
12	16.8	17.3	9	26	25	10
14	19.5	18.5	11	27	31	10

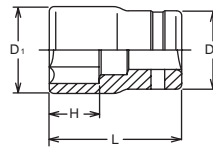
23410M (mm)	D ₁ (mm)	D ₂ (mm)	H (mm)	L (mm)	(g)	(pcs.)
8	12	17.3	6.9	26	22	10
10	14.5	17.3	8	26	24	10
12	16.8	17.3	9	26	25	10
13	18	17	9.4	26	24	10
14	19.5	18.5	11	27	31	10
15	21	19.5	11.5	28	39	10
16	22	20	12	28	42	10
17	23.5	21.5	12.5	29	51	10
18	24.6	22.5	13	30	51	10
19	26	23.5	13.5	30	53	10

23425 (E)	D ₁ (mm)	D ₂ (mm)	H (mm)	L (mm)	(g)	(pcs.)
E 5	7	17.3	5.2	26	20	10
E 6	8.3	17.3	5.4	26	21	10
E 7	8.9	17.3	6.6	26	22	10
E 8	9.9	17.3	7	26	23	10
E10	12	17.3	8.2	26	24	10
E11	13.3	17.3	8.7	26	25	10
E12	14.5	17.3	9.3	26	26	10
E14	15.8	17.3	10.6	26	27	10
E16	18	17	11.8	26	27	10



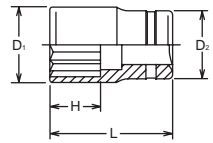
23400M / 23400A

6-point Sockets
6-kant Steckschlüssel
Douilles 6-pans



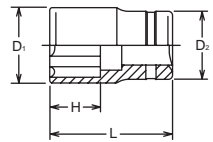
23405M

12-point Sockets
12-kant Steckschlüssel
Douilles 12-pans



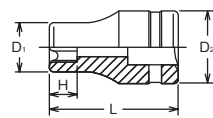
23410M

Surface Drive Sockets
Surface Drive Steckschlüssel
Douilles, Surface Drive

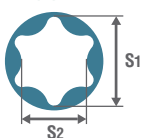


23425

TORX® Sockets
TORX® Steckschlüssel
Douilles TORX®



TORX® (E)



E	E4	E5	E6	E7	E8	E10	E11	E12	E14	E16	E18	E20	E22	E24	E26	E28	E30	E32
S ₁ (ref. mm)	3.7	4.6	5.6	6.1	7.4	9.3	9.9	11.0	12.8	14.6	16.5	18.3	20.1	22.0	23.7	25.5	27.3	29.0
S ₂ (ref. mm)	2.7	3.3	4.0	4.3	5.3	6.8	7.1	7.9	9.2	10.5	11.9	13.2	14.8	15.7	17.5	18.3	20.0	21.3

Industrial Sockets

Steckschlüssel, Industrie-Ausführung

Clés à douille, finissage industriel

3/8"

BITS, NUT SETTERS AND ADAPTORS

IMPACT SOCKETS

SLEEVE-DRIVE SOCKETS

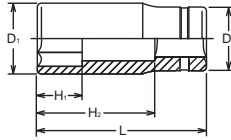
PROTECTOR

INDUSTRIAL SOCKETS

TOOLS FOR CONSTRUCTION SITES

23300M / 23300A

6-point Sockets, deep
6-kant Steckschlüssel, lang
Douilles longues, 6-pans

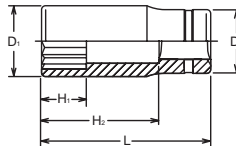


23300M (mm)	D ₁ (mm)	D ₂ (mm)	H ₁ (mm)	H ₂ (mm)	L (mm)	(g)	(pcs.)
7	10.6	17.4	8	41.5	55	40	10
8	12	17.4	9	41.5	55	45	10
10	14.5	17.4	11	41.5	55	52	10
11	16	17.2	12	41.5	55	55	10
12	16.8	17.2	13	41.5	55	58	10
13	18	17	14	41.5	55	57	10
14	20	18	16	41.5	55	68	10
15	21	20	16	40.5	55	78	10
16	22	20	17	40.5	55	79	10
17	23.5	22	18	40.5	55	96	10
18	24.5	23	19	39.5	55	96	10
19	25	24	20	39.5	55	102	10

23300A (inch)	D ₁ (mm)	D ₂ (mm)	H ₁ (mm)	H ₂ (mm)	L (mm)	(g)	(pcs.)
5/16	12	17.4	9	41.5	55	45	10
3/8	14	17.4	11	41.5	55	51	10
7/16	16	17.2	12	41.5	55	55	10
1/2	18	17	14	41.5	55	57	10
9/16	20	18	16	41.5	55	68	10
11/16	23.5	22	18	40.5	55	96	10
3/4	25	24	20	39.5	55	102	10

23305M

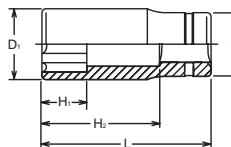
12-point Deep Sockets
12-kant Steckschlüssel, lang
Douilles longues 12-pans



23305M (mm)	D ₁ (mm)	D ₂ (mm)	H ₁ (mm)	H ₂ (mm)	L (mm)	(g)	(pcs.)
8	12	17.4	9	41.5	55	45	10
10	14.5	17.4	11	41.5	55	52	10
12	16.8	17.2	13	41.5	55	58	10
14	20	18	16	41.5	55	68	10

23310M

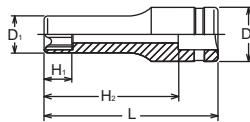
Surface Drive Sockets, deep
Surface Drive Steckschlüssel, lang
Douilles longues, Surface Drive



23310M (mm)	D ₁ (mm)	D ₂ (mm)	H ₁ (mm)	H ₂ (mm)	L (mm)	(g)	(pcs.)
8	12	17.4	9	41.5	55	45	10
10	14.5	17.4	11	41.5	55	52	10
12	16.8	17.2	13	41.5	55	58	10
13	18	17	14	41.5	55	57	10
14	20	18	16	41.5	55	68	10
15	21	20	16	40.5	55	80	10
17	23.5	22	18	40.5	55	96	10

23325


TORX® Deep Sockets
TORX® Steckschlüssel, lang
Douilles longues TORX®



23325 (E)	D ₁ (mm)	D ₂ (mm)	H ₁ (mm)	H ₂ (mm)	L (mm)	(g)	(pcs.)
E 5	6.9	17.4	5.2	41.5	55	50	10
E 6	7.9	17.4	5.4	41.5	55	52	10
E 7	8.9	17.4	6.6	41.5	55	55	10
E 8	9.9	17.4	7	41.5	55	58	10
E10	11.8	17.2	8.2	41.5	55	60	10
E12	14.5	17.2	9.3	41.5	55	68	10
E14	15.7	17.2	10.6	41.5	55	77	10
E16	18	17	11.8	41.5	55	80	10

23760-P

Extension Bars
Verlängerungen
Rallonges



	D (mm)	L (mm)	(g)	(pcs.)
23760-75P	18	75	70	10
23760-125P	18	125	110	10
23760-250P	18	250	200	5

1/2" Industrial Sockets

Steckschlüssel, Industrie-Ausführung
Clés à douille, finissage industriel

BITS, NUT SETTERS AND ADAPTORS
IMPACT SOCKETS
SLEEVE-DRIVE SOCKETS
PROTECTOR
INDUSTRIAL SOCKETS
TOOLS FOR CONSTRUCTION SITES

24400M (mm)	D ₁ (mm)	D ₂ (mm)	H (mm)	L (mm)	(g)	(pcs.)
10	15.3	21	9	37	45	10
11	16.5	21	9.5	37	46	10
12	17.8	21	10	37	47	10
13	19	22	10.5	37	53	10
14	20.3	22	11	37	56	10
15	21.5	22	11.5	37	52	10
16	22.8	22	12	37	62	10
17	24.1	23	12.5	37	69	10
18	25.1	24	13	37	74	10
19	26.6	25	14	38	89	10
20	27.9	26	15	38	92	10
21	29.1	27	15.5	38	102	10
22	30.1	28	16	40	113	10
23	31.5	29	16.5	40	128	10
24	32.9	30	17	42	140	5
26	35	32	19	42	165	5
27	36.5	33	19.5	43	196	5
29	39	35	20.5	43	190	5
30	40	36	22	46	222	5
32	42.8	38	23	46	250	5

24400A (inch)	D ₁ (mm)	D ₂ (mm)	H (mm)	L (mm)	(g)	(pcs.)
7/16	16.5	21	9.5	37	46	10
1/2	19	22	10.5	37	53	10
9/16	20.3	22	11	37	56	10
5/8	22.9	22	12	37	62	10
3/4	26.6	25	14	38	89	10
15/16	32.9	30	17	42	140	10

24405M (mm)	D ₁ (mm)	D ₂ (mm)	H (mm)	L (mm)	(g)	(pcs.)
10	15.3	21	9	37	45	10
12	17.8	21	10	37	47	10
14	20.3	22	11	37	56	10
17	24.1	23	12.5	37	69	10
19	26.6	25	14	38	89	10

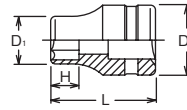
24410M (mm)	D ₁ (mm)	D ₂ (mm)	H (mm)	L (mm)	(g)	(pcs.)
10	15.3	21	9	37	45	10
12	17.8	21	10	37	47	10
13	19	22	10.5	37	53	10
14	20.3	22	11	37	56	10
15	21.5	22	11.5	37	52	10
16	22.8	22	12	37	62	10
17	24.1	23	12.5	37	69	10
18	25.1	24	13	37	74	10
19	26.6	25	14	38	89	10
21	29.1	27	15.5	38	102	10
22	30.1	28	16	40	113	10
24	32.9	30	17	42	140	10

24425 (E)	D ₁ (mm)	D ₂ (mm)	H (mm)	L (mm)	(g)	(pcs.)
E10	13.2	21	8.2	36	68	10
E12	14.6	21	9.3	37	70	10
E14	16.5	21	10.6	37	75	10
E16	19	21.9	11.8	37	80	10
E18	20.3	21.9	13	37	83	10
E20	22.9	22	14.4	37	121	10



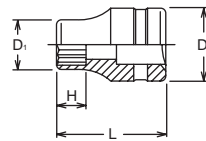
24400M / 24400A

6-point Sockets
6-kant Steckschlüssel
Douilles 6-pans



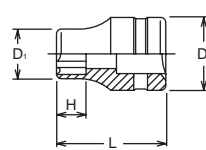
24405M

12-point Sockets
12-kant Steckschlüssel
Douilles 12-pans



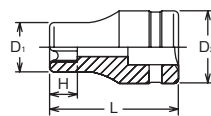
24410M

Surface Drive Sockets
Surface Drive Steckschlüssel
Douilles, Surface Drive

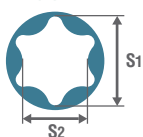


24425

TORX® Sockets
TORX® Steckschlüssel
Douilles TORX®



TORX® (E)



E	E4	E5	E6	E7	E8	E10	E11	E12	E14	E16	E18	E20	E22	E24	E26	E28	E30	E32
S ₁ (ref. mm)	3.7	4.6	5.6	6.1	7.4	9.3	9.9	11.0	12.8	14.6	16.5	18.3	20.1	22.0	23.7	25.5	27.3	29.0
S ₂ (ref. mm)	2.7	3.3	4.0	4.3	5.3	6.8	7.1	7.9	9.2	10.5	11.9	13.2	14.8	15.7	17.5	18.3	20.0	21.3

Industrial Sockets

Steckschlüssel, Industrie-Ausführung

Clés à douille, finissage industriel

1/2"

BITS, NUT SETTERS AND ADAPTORS

IMPACT SOCKETS

SLEEVE-DRIVE SOCKETS

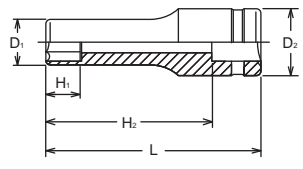
PROTECTOR

INDUSTRIAL SOCKETS

TOOLS FOR CONSTRUCTION SITES

24300M / 24300A

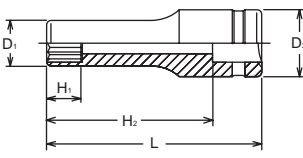
6-point Sockets, deep
6-kant Steckschlüssel, lang
Douilles longues, 6-pans



24300M (mm)	D ₁ (mm)	D ₂ (mm)	H ₁ (mm)	H ₂ (mm)	L (mm)	(g)	(pcs.)
10	15.3	21	11	59	77	91	10
11	16.5	21	12	59	77	95	10
12	17.8	21	13	59	77	99	10
13	19	21.8	14	59	77	107	10
14	20.3	21.8	16	59	77	118	10
15	21.5	21.8	16	59	77	123	10
16	22.8	22	17	59	77	141	10
17	24	23	18	59	77	150	10
18	25	24	19	59	77	164	10
19	26.5	25	20	58	77	177	10
20	27.8	26	21	58	77	178	10
21	29	27	23	58	77	187	10
22	30	28	27	57	77	202	10
24	32.8	30	27	57	77	252	10
27	36.5	33	28	56	77	303	10
30	40	36	34	55	77	342	10
32	42.8	38	34	55	77	405	10

24305M

12-point Deep Sockets
12-kant Steckschlüssel, lang
Douilles longues 12-pans

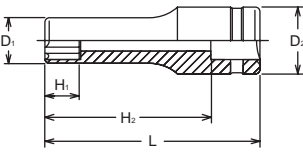


24300A (inch)	D ₁ (mm)	D ₂ (mm)	H ₁ (mm)	H ₂ (mm)	L (mm)	(g)	(pcs.)
7/16	16.5	21	12	59	77	95	10
1/2	19	21.8	14	59	77	107	10
9/16	20.3	21.8	15	59	77	118	10
5/8	22.8	22	17	59	77	141	10
21/32	24	23	18	59	77	150	10
11/16	25	24	19	59	77	164	10
3/4	26.5	25	20	58	77	177	10
13/16	29	27	23	58	77	187	10
15/16	32.8	30	27	57	77	252	10

24305M (mm)	D ₁ (mm)	D ₂ (mm)	H ₁ (mm)	H ₂ (mm)	L (mm)	(g)	(pcs.)
10	15.3	21	11	59	77	91	10
12	17.8	21	13	59	77	99	10
14	20.3	21.8	16	59	77	118	10
17	24	23	18	59	77	150	10
19	26.5	25	20	58	77	177	10

24310M

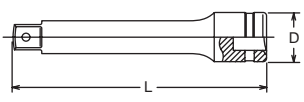
Surface Drive Sockets, deep
Surface Drive Steckschlüssel, lang
Douilles longues, Surface Drive



24310M (mm)	D ₁ (mm)	D ₂ (mm)	H ₁ (mm)	H ₂ (mm)	L (mm)	(g)	(pcs.)
10	15.3	21	11	59	77	91	10
12	17.8	21	13	59	77	99	10
13	19	21.8	14	59	77	107	10
14	20.3	21.8	16	59	77	118	10
15	21.5	21.8	16	59	77	123	10
16	22.8	22	17	59	77	141	10
17	24	23	18	59	77	150	10
18	25	24	19	59	77	160	10
19	26.5	25	20	58	77	177	10
21	29	27	23	58	77	187	10
22	30	28	27	57	77	202	10
24	32.8	30	27	57	77	250	10

24760-P

Extension Bars
Verlängerungen
Rallonges



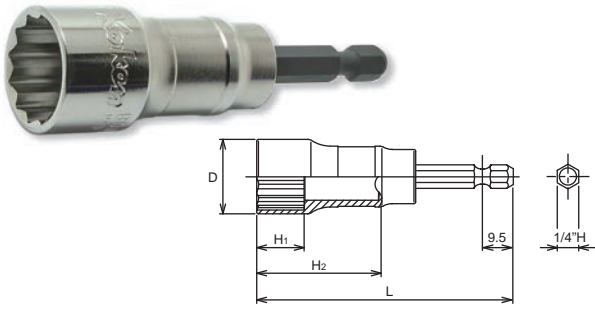
	D (mm)	L (mm)	(g)	(pcs.)
24760-75P	24	75	140	10
24760-125P	24	125	200	5
24760-250P	24	250	370	5

**TOOLS FOR CONSTRUCTION SITES
WERKZEUGE FÜR DAS BAUWERBE
OUTILLAGE POUR L'INDUSTRIE DU BÂTIMENT**



BITS, NUT SETTERS AND ADAPTORS
 IMPACT SOCKETS
 SLEEVE-DRIVE SOCKETS
 PROTECTOR
 INDUSTRIAL SOCKETS
 TOOLS FOR CONSTRUCTION SITES

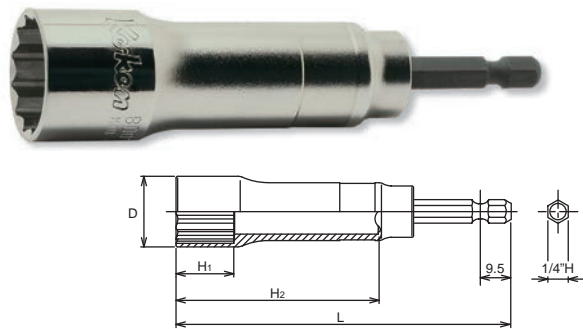
BD014SE ○ 12-point Nut Setters
 12-kant Steckschlüsselklingen
 Douilles 12-pans à embout



BD014SE (mm)	D (mm)	H ₁ (mm)	H ₂ (mm)	L (mm)	(g)	(pcs.)
8	12	12	36	77	35	10
10	14	12	36	77	38	10
12	16.5	14	36	77	48	10
13	17.5	14	36	77	51	10
14	19	14	36	77	54	10
17	22.5	14	36	77	76	10
19	24.5	14	36	77	83	10
21	27	14	34	77	104	10
22	28	14	34	77	120	10
24	30.3	14	34	77	140	10

◆ DIN 3126 Form E 6.3

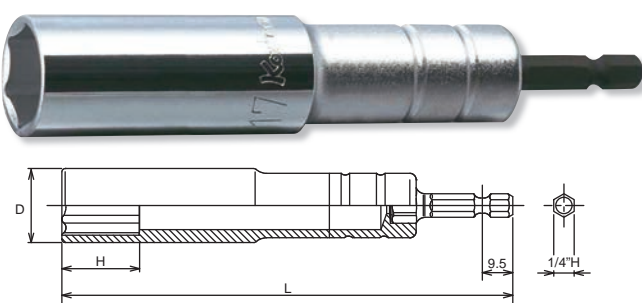
BD014E ○ 12-point Nut Setters, deep
 12-kant Steckschlüsselklingen, lang
 Douilles longues, 12-pans à embout



BD014E (mm)	D (mm)	H ₁ (mm)	H ₂ (mm)	L (mm)	(g)	(pcs.)
8	12	12	63	104	45	10
10	14	12	63	104	52	10
12	16.5	18	63	104	61	10
13	17.5	18	63	104	65	10
14	19	18	63	104	72	10
17	22.5	18	60	104	80	10
19	24.5	18	60	104	95	10
21	27	18	60	104	110	10
22	28	18	60	104	112	10
24	30.3	18	60	104	123	10

◆ DIN 3126 Form E 6.3

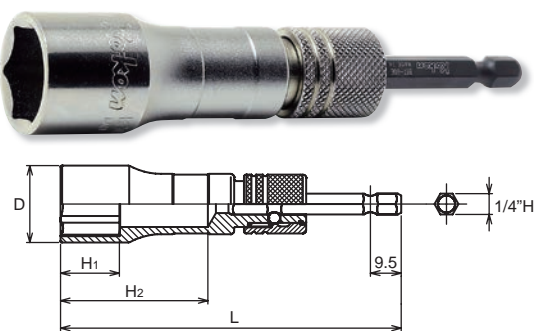
BD014E-140 ○ 6-point Nut Setters, extra deep
 6-kant Steckschlüsselklingen, extra lang
 Douilles extra-longues, 6-pans à embout



BD014E-140 (mm)	D (mm)	H (mm)	L (mm)	(g)	(pcs.)
13	19	20	140	120	10
17	24	26	140	190	10

◆ DIN 3126 Form E 6.3

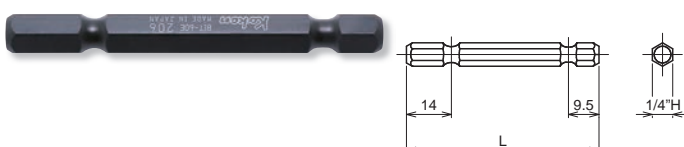
BD042E ○ 6-point Nut Setters, deep (Exchangeable Drive Shank)
 6-kant Steckschlüsselklingen, lang
 Douilles longues, 6-pans à embout



BD042E (mm)	D (mm)	H ₁ (mm)	H ₂ (mm)	L (mm)	(g)	(pcs.)
New 17	23.5	18	45	111	114	10
New 19	25.5	18	45	111	119	10
New 21	28	18	45	111	132	10
New 24	31.5	18	45	111	147	10

◆ DIN 3126 Form E 6.3

BIT-60E Bits
 Bits
 Enbouts



BIT-60E	L (mm)	(g)	(pcs.)
New BIT-60E	60	10	10

BD014XE (mm)	D (mm)	H ₁ (mm)	H ₂ (mm)	L (mm)	(g)	(pcs.)
8SF	13	12	49	90	40	10
10SF	15	12	49	90	46	10
12SF	17.5	14	48	90	54	10
13SF	18.5	14	48	90	58	10
14SF	19.8	14	47	90	64	10
17SF	23.5	14	46	90	81	10
19SF	25.5	14	46	90	100	10
21SF	28	14	46	90	123	10
24SF	31.5	14	45	90	137	10

● DIN 3126 Form E 6.3

BD014E (mm)	D (mm)	H ₁ (mm)	H ₂ (mm)	L (mm)	(g)	(pcs.)
17SF	23.5	18	60	104	94	10
19SF	25.5	18	60	104	100	10
21SF	28	18	60	104	110	10

● DIN 3126 Form E 6.3

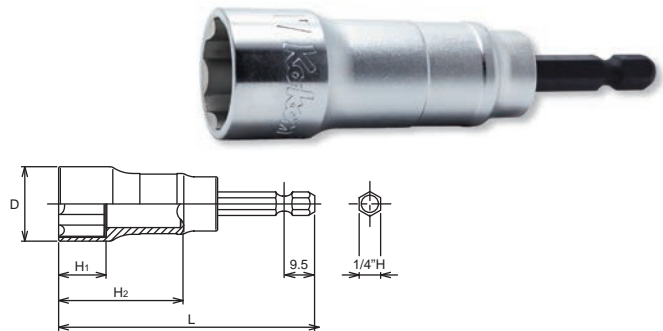
BD008E-165 (mm)	D (mm)	H ₁ (mm)	H ₂ (mm)	L (mm)	(g)	(pcs.)
17(12P)	22.8	17	110	165	105	10
19(12P)	24.8	17	110	165	135	10
21(12P)	27.3	17	110	165	142	10

● DIN 3126 Form E 6.3

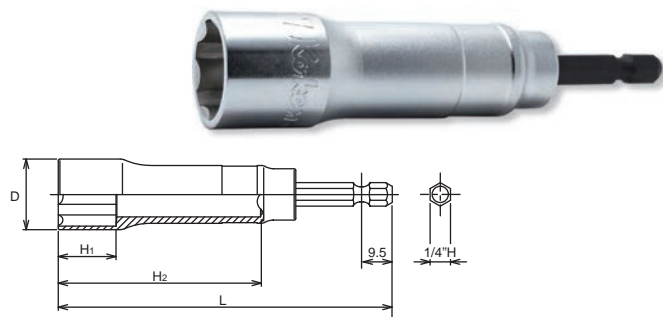
BD011SE (mm)	D (mm)	H ₁ (mm)	H ₂ (mm)	L (mm)	(g)	(pcs.)
10	14	12	35	100	73	10
12	16.5	12	35	100	77	10
13	17.5	12	35	100	79	10
14	19	12	32	100	82	10
17	22.5	14	32	100	87	10
19	24.5	14	30	100	94	10
21	27	14	30	100	103	10
22	28	14	30	100	104	10

● DIN 3126 Form E 6.3

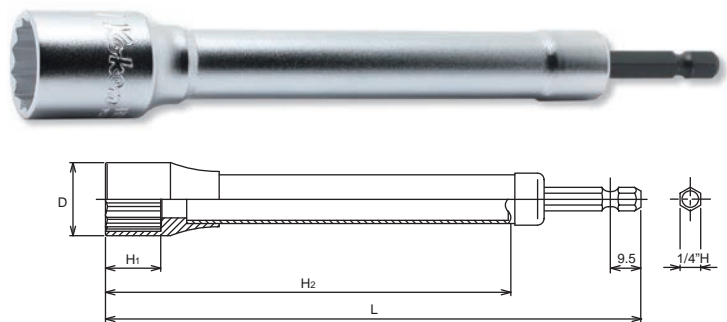
BD014XE-SF ○ Surface Drive Nut Setters, Semi-Deep
Surface Drive Steckschlüsselklingen, mittel lang
Douilles semi-profondes, Surface Drive




BD014E-SF ○ Surface Drive Nut Setters, deep
Surface Drive Steckschlüsselklingen, lang
Douilles longues, Surface Drive



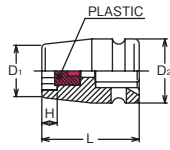
BD008E-165 (12P) ○ 12-point Nut Setter, extra long
12-kant Steckschlüsselklinge, extra lang
Douilles 12-pans à embout, extra longues








BD011SE ○ 12-point Universal Joint Nut Setters
12-kant Steckschlüsselklingen mit Gelenk
Douilles 12-pans universelles à embout




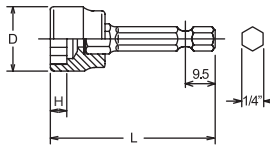
BD14400MJ  6-point Sockets for Anchor Screws
 6-kant Steckschlüssel
 Douilles 6-pans





BD14400MJ (mm)		D ₁ (mm)	D ₂ (mm)	H (mm)	L (mm)	 (g)	 (pcs.)	
13	1/2"	20.7	25	5	38	140	10	*1
15		23.2	30	5	38	145	10	*2
16		24.5	30	6.5	38	145	10	*2
17		25.7	30	6.5	38	145	10	*2
19		28.2	30	7.5	38	145	10	*2
21		30.7	30	9	38	185	10	*2
24	34.5	30	10.5	38	190	10	*2	


*1 C-Ring=C41, Pin/O-Ring=A41/B41
 *2 C-Ring=C42, Pin/O-Ring=A42/B42  P110-111

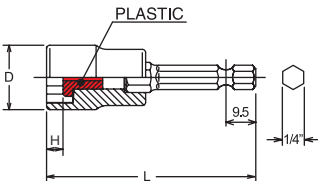

BD016E  6-point Sockets for Anchor Screws
 6-kant Steckschlüssel
 Douilles 6-pans





BD016E (mm)	D (mm)	H (mm)	L (mm)	 (g)	 (pcs.)
13	19.5	4	50	43	10
17	24.5	5	50	56	10
19	27	6	50	68	10

● DIN 3126 Form E 6.3

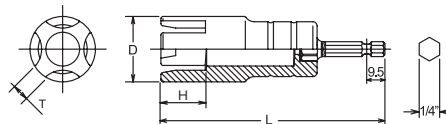
BD016JE  6-point Nut Setters with Plastic Stops
 6-kant Steckschlüsselklingen mit Plastik-Anschlag
 Douilles 6-pans à embout avec arrêt en plastique





BD016JE (mm)	D (mm)	H (mm)	L (mm)	 (g)	 (pcs.)
13	19.5	5	60	66	10
17	24.5	6.5	60	80	10
19	27	7.5	60	90	10

● DIN 3126 Form E 6.3

BD017E Wing Bolt Socket for Electric Drill
 6-kant Steckschlüsselklingen für Flügelschrauben
 Douilles 6-pans à embout pour écrous à oreilles



BD017E	D (mm)	T (mm)	H (mm)	L (mm)	 (g)	 (pcs.)
BD017E	31	7.3	21	104	158	10

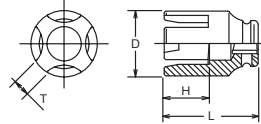
● DIN 3126 Form E 6.3



		D (mm)	T (mm)	H (mm)	L (mm)	(g)	(pcs.)	
BD018	3/8"	31	7.3	21	45	113	10	*1

*1 C-Ring=C32, Pin/O-Ring=A32/B32 → P110-111

BD018 Wing Bolt Socket
Steckschlüssel für Flügelschrauben
Douilles pour écrous à oreilles

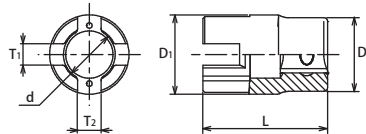


3119 (mm)		T ₁ ×T ₂ (mm)	D ₁ (mm)	D ₂ (mm)	d (mm)	L (mm)	(g)	(pcs.)
3 x5	3/8"	3 x5	17	17.3	11	30	30	10
5.5x6		5.5x6	21	19.5	14	33	45	10



For Wing Bolt
Für Flügelschrauben
Pour écrous à oreilles

3119 Wing Bolt Socket
Steckschlüssel für Flügelschrauben
Douilles pour écrous à oreilles

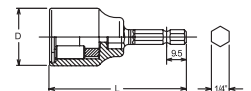
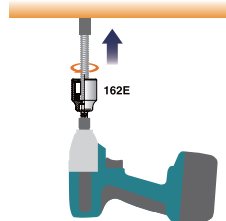


162E (mm)	D (mm)	L (mm)	(g)	(pcs.)
8	23	66	82	10
10	27.9	66	107	10

162E (inch)	D (mm)	L (mm)	(g)	(pcs.)
1/4	23	66	83	10
5/16	23	66	82	10
3/8	27.9	66	107	10
1/2	27.9	66	108	10

◆ DIN 3126 Form E 6.3

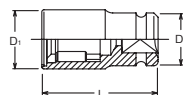
162E Stud Setters
Stehbolzeneindreh
Monte-goujons



BD004 (mm)		D ₁ (mm)	D ₂ (mm)	L (mm)	(g)	(pcs.)
12.5x10	1/2"	30	25	70	236	5
12.5x13		38	30	75	388	3
12.5x16		38	30	75	369	3
20 x19	3/4"	48	44	90	775	3
20 x22		48	44	90	752	3
20 x25		62	44	95	1184	2
20 x29		62	44	95	1148	2

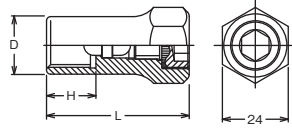


BD004 Impact Screw and Stud Setters
Impact Stehbolzeneindreh
Monte goujons, Impact



BITS, NUT SETTERS AND ADAPTORS

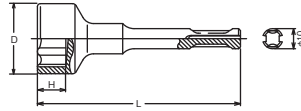
HA001 Stud Setters
 Stehbolzeneindreher
 Monte-goujons



HA001	D (mm)	H (mm)	L (mm)	(g)	(pcs.)
10(1.5)	15.5	13	47	90	10
12(1.75)	17.2	15	49	100	10
16(2.0)	21	18	52	125	10
20(2.5)	24.5	21	56	155	10
22(2.5)	26.5	27	61	175	10
24(3.0)	28	28	62	185	10
W3/8	14.8	13	47	90	10
W1/2	17.6	15	49	105	10

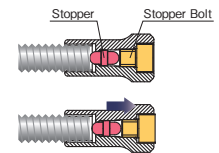
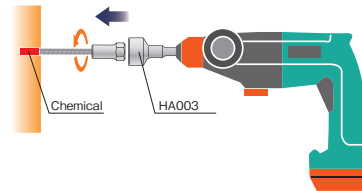
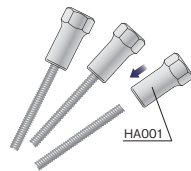
IMPACT SOCKETS

HA003 Drive Part
 Antriebsteil
 Propulseur



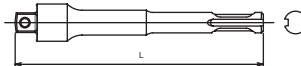
HA003 (mm)	D (mm)	H (mm)	L (mm)	(g)	(pcs.)
24	34.5	14	100	155	10

Socket for HA001



SLEEVE-DRIVE SOCKETS

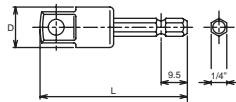
BD022-120P Hammer Drill Adaptor
 Adapter für Schlagbohrmaschinen
 Adaptateur pour aléseuses



BD022-120P		L (mm)	(g)	(pcs.)
3/8	3/8"	120	100	10
1/2	1/2"	120	160	10

PROTECTOR

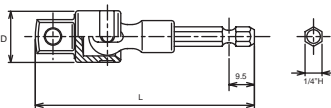
BD023E Adaptors
 Verbindungsstücke
 Adaptateurs



BD023E		D (mm)	L (mm)	(g)	(pcs.)
3/8	3/8"	12.5	55	27	10
1/2	1/2"	16.5	60	48	10

INDUSTRIAL SOCKETS

BD024E Universal Adaptors
 Gelenk Adapter
 Augmentateur universel



BD024E		D (mm)	L (mm)	(g)	(pcs.)
3/8	3/8"	19.3	78	63	10
1/2	1/2"	19.3	82	73	10

TOOLS FOR CONSTRUCTION SITES



Ko-ken welcomes customer's enquiries for special tools.
New items can be designed and manufactured according to customers
requirements. Please enquire through your distributors.

Wir nehmen auch gerne Ihre Anfrage für Sonderartikel entgegen.
Sonderartikel fertigen wir nach Ihren Anweisungen.
Richten Sie Ihre Anfragen bitte an Ihren örtlichen Händler.

Nous étudierons volontiers toute demande d'outils spéciaux.
Nous pouvons concevoir et fabriquer tout outil selon vos spécifications.
Veuillez contacter votre distributeur habituel.

Screw dimension	Hexagon Head Bolt			Hexagon Socket Head Cap Screws			TORX		TORXPLUS		Triple Square	LHSTIX	Ref.) Standard Tightning Torque (Nm)				
	Standard	Compact	High Strength	Standard	Button Head / Shoulder Head	Hexagon Socket Set Screws	T	E	IP	EP [EPL]	XZN	LH-S [LH-SS]	Grade 4.6	Grade 6.8	Grade 8.8	Grade 10.9	Grade 12.9
M2	4			1.5		0.9	T6/T8		6IP				0.12	0.24	0.32	0.45	0.54
M2.5	5			2		1.3	T8		8IP		M3		0.25	0.49	0.65	0.92	1.1
M3	5.5			2.5	2	1.5	T10	E4	8IP/10IP	4EP	M3		0.43	0.87	1.16	1.63	1.96
M3.5	(6)						T15		10IP/15IP				0.68	1.37	1.82	2.56	3.08
M4	7			3	2.5	2	T20/T25	E5	15IP/20IP	5EP	M4	LH4S	1.01	2.02	2.7	3.79	4.54
M5	8			4	3	2.5	T25/T27	E6	20IP/25IP /27IP	6EP [8EPL]	M5	LH5S	2.04	4.09	5.47	7.67	9.18
M6	10			5	4	3	T30	E8	27IP/30IP	8EP [10EPL]	M6	LH6S	3.47	6.97	9.27	13	15.6
M7	11						T40	E8	40IP	8EP [12EPL]			5.85	11.6	15.5	21.8	26.2
M8	13	(12)		6	5	4	T40/T45	E10	40IP/45IP	10EP [14EPL]	M8	LH8S	8.41	16.9	22.5	31.6	37.9
M10	16 (17)	(14)		8	6	5	T50	E12	45IP/50IP	12EP [16EPL]	M10	LH10S [LH8SS]	16.7	33.4	44.5	62.6	75.2
M12	18 (19)	(17)	21 (22)	10	8	6	T55	E14	55IP	14EP [20EPL]	M12	LH12S [LH10SS]	29.1	58.3	77.6	109	131
M14	21 (22)	(19)		12			T55/T60	E14/E18	55IP/60IP	18EP [24EPL]	M14	LH14S [LH12SS]	46.4	92.7	124	174	209
M16	24	(22)	27	14	10	8	T60/T70	E16/E20	60IP/70IP	20EP [26EPL]	M16	LH16S [LH14SS]	72.3	145	194	271	325
M18	27	(24)		(14)			T70/T80	E24	80IP	24EP [30EPL]	M18		100	199	266	373	447
M20	30 (32)	(27/29)	32	17	12	10	T80/T90	E24	90IP	24EP [32EPL]			141	282	376	529	635
M22	34 (32/35)	(30/32)	36	(17)			T90/T100	E28	100IP	24EP [36EPL]			192	384	511	720	865
M24	36 (38)	(32/35)	41	19		12	T100	E32	100IP	32EP [40EPL]			244	488	650	915	1100
M27	41	(36)	46	(19)				E32		32EP			358	713	951	1340	1610
M30	46	(41)	50	22				E36		36EP			484	971	1290	1820	2180
M33	50	(46)		(24)				E40		40EP			661	1320	1760	2470	2970
M36	55 (54)	(50)		27				E44		44EP			848	1690	2260	3180	3810
M39	60 (58)	(55)		(27)									1100	2190	2920	4110	4930
M42	65 (63)			32									1350	2710	3610	5080	6080
M45	70 (67)			(32)									1700	3400	4540	6370	7630
M48	75 (71)			36									2030	4060	5440	7620	9120
M52	80 (77)			(36)									2640	5290	7040	9880	11800
M56	85			41									3270	6560	8710	12300	14800
M60	90												4080	8180	10900	15300	18300
M64	95			46									4930	9890	13100	18500	22300
M68	(100)												5970	12000	16000	22500	27000

*Reference: Hexagon Head Bolt: ISO 4014-4018, 8676, 8768
 High Strength Hexagon Bolt: JIS B 1196
 Hexagon Socket Head Cap Screws: ISO 7380
 Hexagon Socket Button Head Screws: ISO 7380
 Hexagon Socket Set Screws: ISO 4026-4029
 TORX T/E: TORX Standard TMH series
 TORXPLUS IP/EP: TORXPLUS Standard CMH series
 Triple Square: DIN 2324/2325
 LHSTIX LH-S/SS: LH-S/SS Standard

* Standard Tightening Torque: Calculated based on Torque Coefficient (K): 0.2
 Axial Force (Ff) : 60% of Proof Strength(σ)

TORX and **TORXPLUS** are registered trademarks of Acument Intellectual Properties, LLC.
TORX und **TORXPLUS** sind eingetragene Markenzeichen der Firma Acument Intellectual Properties, LLC.
TORX et **TORXPLUS** sont des marques déposées sous le nom de la société Acument Intellectual Properties, LLC.
LHSTIX is a registered trademark of OSG CORPORATION System Engineering Department.
LHSTIX ist ein registriertes Markenzeichen der Firma OSG CORPORATION System Engineering Department.
LHSTIX est une marque déposée de OSG CORPORATION System Engineering Department.

TORX® / TORXplus® BITS

		S1 (mm)	S2 (mm)
T6	6IP	1.7	1.2
T7	7IP	2.0	1.4
T8	8IP	2.3	1.7
T9	9IP	2.5	1.8
T10	10IP	2.7	2.0
T15	15IP	3.3	2.3
T20	20IP	3.9	2.8
T25	25IP	4.5	3.2
T27	27IP	5.0	3.6
T30	30IP	5.6	4.0
T40	40IP	6.7	4.8
T45	45IP	7.9	5.6
T50	50IP	8.9	6.2
T55	55IP	11.3	8.0
T60	60IP	13.3	9.5
T70	70IP	15.6	11.1
T80	80IP	17.6	12.7
T90	90IP	20.0	14.2
T100	100IP	22.2	15.8

TORX® / TORXplus® SOCKETS

		S1 (mm)	S2 (mm)
E4	4EP	3.7	2.7
E5	5EP	4.6	3.3
E6	6EP	5.6	4.0
E7	7EP	6.1	4.3
E8	8EP	7.4	5.3
E10	10EP	9.3	6.8
E11	11EP	9.9	7.1
E12	12EP	11.0	7.9
E14	14EP	12.8	9.2
E16	16EP	14.6	10.5
E18	18EP	16.5	11.9
E20	20EP	18.3	13.2
E22	22EP	20.1	14.8
E24	24EP	22.0	15.7
E26	26EP	23.7	17.5
E28	28EP	25.5	18.3
E30	30EP	27.3	20.0
E32	32EP	29.0	21.3

TORXplus® BITS

		S1 (mm)	S2 (mm)
8IPR		2.2	2.0
9IPR		2.4	2.2
10IPR		2.6	2.4
15IPR		3.1	2.8
20IPR		3.6	3.3
25IPR		4.1	3.8
27IPR		4.7	4.3
30IPR		5.2	4.8
40IPR		6.3	5.7
45IPR		7.4	6.7
50IPR		8.4	7.6
55IPR		10.6	9.7

LHSTIX® (LH-S) SOCKETS

		S1 (mm)	S2 (mm)
LH3S		3.8	4.7
LH4S		4.5	6.0
LH5S		5.6	7.5
LH6S		6.8	9.0
LH7S		7.9	10.5
LH8S		9.0	12.0
LH10S		11.3	15.0
LH12S		13.6	18.0
LH14S		15.8	21.0
LH16S		18.1	24.0

XZN BITS

		S1 (mm)	S2 (mm)
M4		3.6	3.1
M5		4.8	4.1
M6		6.1	5.1
M8		7.3	6.1
M10		9.7	8.1
M12		11.5	9.7
M14		13.3	11.2
M16		15.7	13.2
M18		16.9	14.2

Ribe CV BITS

		W (mm)	S1 (mm)	S2 (mm)
M5		1.2	5.0	3.8
M6		1.3	6.0	4.5
M7		1.4	7.0	5.0
M8		1.8	8.0	6.0
M9		2.0	9.0	7.1
M10		2.3	10.0	7.4
M12		2.6	12.0	9.0
M13		3.1	13.0	11.0
M14		3.2	14.0	10.4
M16		3.6	16.0	11.9

TORX® is a registered trademark of Acument Intellectual Properties, LLC.
 TORX® ist ein registriertes Markenzeichen der Firma Acument Intellectual Properties, LLC.
 TORX® est une marque déposée de Acument Intellectual Properties, LLC.

TORXplus® is a registered trademark of Acument Intellectual Properties, LLC.
 TORXplus® ist ein registriertes Markenzeichen der Firma Acument Intellectual Properties, LLC.
 TORXplus® est une marque déposée de Acument Intellectual Properties, LLC.

LHSTIX® is a registered trademark of OSG CORPORATION System Engineering Department.
 LHSTIX® ist ein registriertes Markenzeichen der Firma OSG CORPORATION System Engineering Department.
 LHSTIX® est une marque déposée de OSG CORPORATION System Engineering Department.

10099A	102	13147M	43	14201M	59	16401M	77	23405M	121
100H	16	13241M	50	14207M	73	16405A	76	23410M	121
100P	16	13242M	50	14208M	73	16405M	76	23425	121
100P(PZ)	16	13300A	38	14209M	72	16410M	77	23760	122
100S	16	13300G	40, 115	14210M	72	16425	77	24300A	124
100T(T)	16	13300M	38, 115	14210T	72	16425-EPL	78	24300M	124
100T(TH)	17	13300XG	38	14210X	72	165BM	20	24305M	124
100X(XZN)	17	13301A	39	14218M	58	165LM	20	24310M	124
10400A	102	13301M	39	14241M	73	16644A	84	24400A	123
10400M	102	13301X	38	14242M	73	16644AL	84	24400M	123
107-16	69, 82, 92	13305M	39	14245M	73	16655A	84	24405M	123
107-16(IP)	69, 82, 92	13306M	39	14300A	55	16666AL	84	24410M	123
107-16(T)	69, 82, 92	13310M	40	14300G	57, 116	16688A	84	24425	123
107-16(XZN)	69, 82, 92	13322A	50	14300M	55, 116	16760	83	24760	124
107-22	83, 93	13322A	50	14301A	56	16770	84	280PM	59
107-22(T)	83, 93	13325	40	14301M	56	16771	84	3119	129
107-32	94, 98	13333AL	49	14301X	55	17108	98	AN14300	58
108A	14	13344A	50	14305M	56	17108-32	98	BD004	129
108H	14	13344A	50	14306M	56	17300A	97	BD008E(12P)	127
108P	14	13365M	40	14310M	57	17300M	97	BD011SE	127
108S	14	13400A	34	14325	57	17400A	96	BD014E	126
108T(T)	14	13400AG	34	14365M	57	17400M	96	BD014E-SF	127
108T(TH)	14	13400M	34, 115	14400A	51	17405A	97	BD014SE	126
110	26	13400MG	34	14400M	51	17405M	97	BD014XE-SF	127
112	26	13400-WN	37	14400M-FR	116	17760	99	BD016E	128
113	21	13401A	35	14400MG	53	17770	99	BD016JE	128
113(2B)	21	13401LH	37	14400-WN	54	17788A	99	BD017E	128
113(E)	21	13401M	35	14401A	52	17799A	99	BD018	129
113-SV	117	13401MS	35	14401LH	53	180M-50	15	BD022	130
113UN	23	13405A	34	14401M	52	18101M	91	BD023E	130
115	22	13405M	34	14401MS	53	18102M	91	BD024E	130
115G	23	13406A	35	14405A	51	18104M	91	BD042E	126
115G-FR	117	13406M	35	14405M	51	18106	92	BD14400MJ	128
115-SV	117	13410M	36	14406A	52	18106-16	92	BIT	13
117	26	13425	36	14406M	52	18107	93	BIT-60E	126
119	23	13425EG	36	14410M	53	18107-22	93	CLIP.P	111
120	26	13425-EPL	36	14415M	54	18108	94	C-RING	110
12137E	19	13430M	41	14425	54	18108-32	94	HA001	130
12139	15, 32	13440A	41	14425-EPL	54	183	24	HA003	130
12140	17, 32	13440M	41	14433A	72	183(IP)	24	IMAGE	43, 49, 93, 98
12142-F6.3	19, 32	13440T	41	14433A	72	18300A	88	INDEX	28, 29
121H	18	13460A	37	14440A	58	18300M	88	NV13134	107
121P	18	13460AG	37	14440M	58	18301A	89	NV13145	105
121T(IP)	19	13460M	37	14444AL	71	18301M	89	NV13400	105
121T(T)	18	13460MG	37	14455A	72	18301X	89	NV13760	105
121T(TH)	19	13465M	36	14465M	54	18310M	89	NV14134	107
12222AL	33	135E	26	14466A	72	18316A	90	NV14145	108
12233A	33	13760	49	14466AL	71	18316M	90	NV14400	108
12300G	32	13760-FR	115	14760	70	18317A	90	NV14433A	108
12300M	32	13770	50	14760-FR	116	18317M	90	NV14760	108
12365M	32	13770	50	14770	71	183H	24, 45, 66, 106	NV16400	109
123PG	20	13771	50	14771	71	183T	24, 46, 67, 106	NV16760	109
123PN	20	13771	50	14772-B	71	183T(IP)	46, 106	O-RING	111
123PT	20	13772-B	50	14772-P	71	183T(T)	24, 46, 67	PIN	111, 112
12400A	30	13772-P	50	15300M	74	183X	25, 46, 67, 107	PS6	81
12400AG	30	14012M	65	15310M	74	183X(XZN)	25, 46, 67, 107	PS8	90
12400M	30	14025	65	15400M	74	18400A	86	PW6P	80
12400MG	30	14100A	60	15410M	74	18400M	86	PW8L	90
12410M	30	14100M	60	15544A	75	18401A	87	PW8P	90
12425	31	14101M	64	15555AL	75	18401M	87	PW8P/4	90
12460A	31	14101MP	63	15566A	75	18405A	87	RS13012M/8	44
12460AG	31	14103M	60	15770	75	18405M	87	RS13025/8	44
12460M	31	14104MP-M/8	63	16101M	81	18405M(D)	87	RS13301X/9	38
12460MG	31	14106	69	16102M	81	18410M	88	RS13401M/9	35
12465M	31	14112-P	64	16106	82	186	26	RS13401MS/11	35
12760	33	14113J	58	16106-16	82	18760	94	RS14012M/10	65
12770	33	14113M	58	16107	83	18770	95	RS14025/6	65
13012M	44	14118M	58	16107-22	83	18771	95	RS14124/7	61
13025	44	14124	61	16134	25	18866A	95	RS14301X/10	55
13103M	41	14124/3	61	16201A	85	18877A	95	RS14401M/10	52
13134	25, 45	14134	25, 66	16201M	85	18888AL	95	RS14401MS/10	53
13134M	47	14134M	68	16245M	85	19300M	101	RS14401MS/9	53
13134T	47	14134T	68	162E	129	19400A	100	RS14405M/11	51
13134T(IP)	47	14134T(IP)	68	16300A	78	19400M	100	RSAL	111
13134T(T)	47	14134T(T)	68	16300M	78	19760	101	RSAL200	111
13134X	47	14134X	68	16301A	79	19770	101	RSAL300	111
13134X(XZN)	47	14134X(XZN)	68	16301M	79	19977A	101		
13137E	19	14137E	19	16301X	78	22300A	120		
13139	15, 48	14139	15, 70	16305M	79	22300M	120		
13140	17, 48	14140	17, 70	16310M	79	22400M	120		
13142-D6.3	15, 48	14142-D6.3	15, 70	16316A	80	22425	120		
13142-F11.2	25, 45	14142-F11.2	25, 66	16316M	80	23300A	122		
13142-F6.3	19, 48	14142-F6.3	19, 70	16317A	80	23300M	122		
13145A	43	14145A	60	16317M	80	23305M	122		
13145M	42	14145M	62	16325	80	23310M	122		
13145M(12P)	42	14145PM	59	16400A	76	23325	122		
13145MG	42	14146M	62	16400M	76	23400A	121		
13146M	43	14147M	62	16401A	77	23400M	121		

Reproduction in whole or in part without proper and prior authorization is prohibited.

Der Nachdruck, im ganzen oder auch auszugsweise, bedarf unserer ausdrücklichen, vorherigen Genehmigung.

La reproduction de ce catalogue en tout ou en partie sans autorisation préalable est interdite.

本商品目錄之全部版權,係歸於株式會社山下工業研究所(Kokon TOOL CO.,LTD.)所有,不論其部分或全部,未經本公司許可,均不得複製

